







Clarendon Federation Writing Curriculum – Year 5

Term	Autumn 1	Autumn 2	Spring 1	Spring 2	Summer 1	Summer 2
Text	<p>Journey to the Centre of the Earth (based on Jules Verne)</p>  <p>*faction unit first</p>	<p>Varmints (Helen Ward)</p> 	<p>The Oceanmaker (Literacy Shed)</p> 	<p>The Watertower (Gary Crew)</p> 	<p>The Arrival (Shaun Tan)</p> 	<p>Small Things (Mel Tregonning)</p> 
Fiction outcome	Write a narrative innovating the escape from the centre of the earth.	Retelling of the story from the view of one of the Varmints.	Retelling of the story – focus on setting description.	Alternative version - suspense	1st person narrative – retelling of the story	Retelling of another bullying incident with the main character from the book – characterisation.
Fiction SPaG outcomes	<ol style="list-style-type: none"> 1. Use expanded noun phrases (characters and setting) 2. Use dialogue with inverted commas and other punctuation 3. Move the subordinate clause 	<ol style="list-style-type: none"> 1. Use adverbs for possibility 2. Use dialogue with inverted commas and other punctuation 3. Move the subordinate clause – commas for clauses 	<ol style="list-style-type: none"> 1. Use expanded noun phrases (characters and setting) 2. Begin to use relative clauses with commas 3. Use past tense consistently 	<ol style="list-style-type: none"> 1. Parenthesis (dashes) 2. Parenthesis (commas) 3. Cohesive devices (adverbials and repetition) 	<ol style="list-style-type: none"> 1. Simple Past, Past Progressive and Past Perfect tense 2. Modal Verbs 3. Parenthesis (brackets) 	<ol style="list-style-type: none"> 1. Apply appropriate word choice to develop character 2. Use dialogue with inverted commas and other punctuation to build character 3. Use commas to mark the boundary of clauses
Faction outcome	Diary entry from the p.o.v of one of the characters.	NCR about Varmints (invent the information).	Guide On How To Capture The Rain.	New report	Recount – letter home	Biography of the main character in the story

Faction SPaG outcomes	1. Move the subordinate clause 2. Use modal verbs 3. Perfect verb tense	1. Use devices to build cohesion 2. Move the subordinate clause – commas for clauses 3. Use adverbs for possibility	1. Organise writing into paragraphs 2. Use headings and subheadings 3. Use modal verbs and adverbs for possibility	1. Relative clauses 2. Use a range of devices to link paragraphs – fronted adverbials	1. Use expanded noun phrases with prepositions consistently 2. Use a range of main and subordinate clauses	1. Use cohesive devices incl. paragraphs and pronouns 2. Use consistent tense throughout 3. Use parenthesis () -- , ,
Ongoing skills	ORAL retelling is done in EVERY unit. Read back work to check it makes sense (model this in every lesson). Re-visit the objectives during and across units of work. Capital letters for proper nouns. Length of writing builds as the year progresses.					