

Year 2 Autumn 2 Homework Grid









This half term our topic is Sensational Safari! We are linking as much of our work as we can to Kenya.

Please ensure your child reads every day and record it in their reading record.

In addition, please choose 3 tasks from the grid below to complete. These can be done on a fortnightly basis.

We would love to see the children's work as they complete it and celebrate it in school!

If you have any questions, please do not hesitate to contact your child's class teacher.

<p>Imagine you are visiting Kenya. Write a postcard to your family telling them what it is like.</p> 	<p>Create a piece of African inspired art. You could make a mask or tribal necklace!</p> 	<p>Research another African country. What is similar or different to Kenya?</p> 	<p>Make an African mud hut building.</p>  <p>You could use clay, paper or even real mud!</p>
<p>In the supermarket, find as many different foods as you can from Africa. Draw pictures or take photos of them and label.</p> 	<p>Many families in Kenya get their water from rivers and wells. How many buckets of water would you need to collect to fill up your bath?</p> 	<p>Find out about wild animals in Kenya and make a fact file about one.</p> 	<p>Make an African diorama. Think about the landscape and what the animals need.</p>  <p>You could use a box or make it out of Lego.</p>