



## **My Learning My Future**

### **Where can studying Drama take you?**

Highlighting the relevance of Drama to future careers and opportunities



**My Learning  
My Future**

THE **CAREERS &  
ENTERPRISE**  
COMPANY

# Why Drama matters

**Have you ever considered  
where studying Drama can  
take you?**

Today, we'll be exploring some of the career opportunities that are available to you, as well as the various pathways you can take to get there.

**What pathways  
can you take with  
this subject?**

**What do you  
think these roles  
involve (daily  
task, etc.)?**

**What careers can  
you think of that  
use Drama?**

**Why is Drama an  
important  
subject?**

Why Drama matters  
- National Drama

**What skills do  
you think you  
might need for  
these roles?**



My Learning  
My Future

# Explore a career as a...

Here are some  
example roles and  
careers linked to

Drama



Comedian

BBC Bitesize case study

BBC Bitesize case study



Drama Facilitator/  
Therapist

BBC Bitesize case study

NHS case study



Lighting Technician

BBC Bitesize case study

BBC Bitesize case study



My Learning  
My Future

# Explore a career as a...

Here are some  
example roles and  
careers linked to

Drama



Actor

BBC Bitesize case study

BBC Bitesize case study



Production/Stage Manager

BBC Bitesize case study

BBC Bitesize case study

BBC Bitesize case study



Production Assistant

BBC Bitesize case study

# Discover more about the role

Explore careers using National Careers Service and find out about what jobs involve and how they are right for you

## Includes:

- Average salary
- Typical hours
- Work patterns
- Pathways/How to become
- Essential Skills
- Daily tasks
- Career path and progression
- Current opportunities

## Research Ideas:

Entertainer  
Drama Facilitator/Therapist  
Lighting Technician  
Actor  
Production/Stage Manager  
Production Assistant

## National Careers Service

We provide information, advice and guidance to help you make decisions on learning, training and work.

This service is available to people who live in England.

### Skills assessment

Learn more about your skills and match them to potential new careers.

[Assess your skills](#)

### Explore careers

Choose from over 800 career profiles to discover what each job involves.

[Search job profiles](#)

### Find a course

Look for online learning opportunities and training courses local to you.

[Look for courses](#)

## Careers advice

### Making career choices

Whether starting your career, changing job or if you have been affected by COVID-19, understand and make the right choice for you.

### Getting a job

Be successful in the recruitment process with tips on great CVs, interviews and graduate scheme applications.

### Progressing your career

Move up in your career by developing new skills. Find opportunities like volunteering and online learning.

### About us

The National Careers Service can help you with your career, learning and training choices. [Find out more](#) about the different ways we can support you.

### Speak to a careers adviser

Wherever you are in your decision-making, you can call us on [0800 100 900](tel:0800100900) or [use webchat](#).

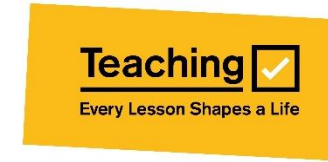
### Follow us

[Twitter](#)  
[Facebook](#)  
[LinkedIn](#)  
[YouTube](#)





My Learning  
My Future



THE CAREERS &  
ENTERPRISE  
COMPANY

# Why not teach Drama?

Start in the classroom, where you go from there is up to you. Bring your passion for your subject, keep learning, and pass your knowledge onto others

- No two days are the same – and neither are the pupils
- Once qualified you can teach throughout your life
- You could teach abroad
- Progress your career into leadership and management
- Bring your outside interests into the classroom and your subject

## Explore teaching

[Daniel's Story](#)

[Jem's Story](#)

[Shaniqua's Story](#)

## The right skills to teach?

[Work well  
in a team?](#)

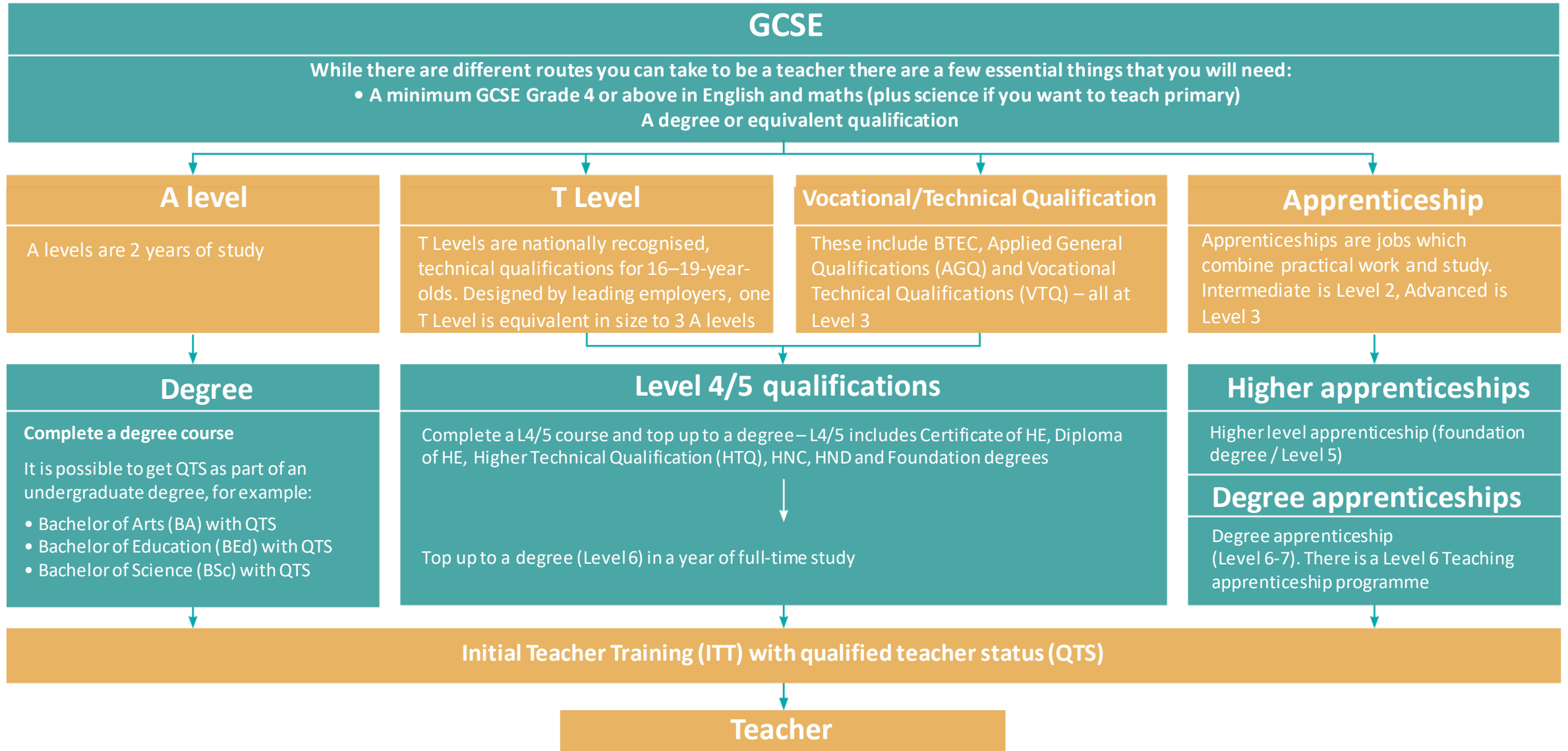
[Love to keep  
learning?](#)

[Love to nurture  
imagination?](#)

What makes a great  
teacher?

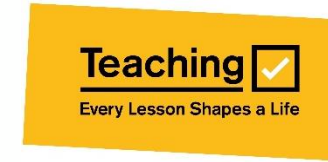


# My Learning My Future





# Why not teach activity?



- Pick a topic in Drama you think you would like to try and teach
- Agree your choice of topic with your teacher and the length of session (and with which group)  
(It may be the perfect opportunity to try this with a younger class lower down the school, or as a transition activity for Y6)
- Plan a short activity to cover the topic in a way you feel will be engaging and memorable for your peers as part of a lesson starter, main activity or plenary

## Consider:

- What are you trying to achieve (teach)? Be clear what information you intend to impart
- How will you make it fun? How will you make it 'stick'? How long will this take?
- What type of activity will you plan for? (written/practical)
- How will you know others have learned it?
- How will you make sure everyone is stretched and challenged?
- What will the end-product be?

Once you have checked it with your teacher, try the lesson with a small group (as agreed by your teacher)

Try and get feedback during and after the session from those in the lessons and from the teacher

## After, consider:

- What you enjoyed about the experience
- Whether this is something, with training, you would enjoy
- How you felt when others learned from you





## 5 | Non-obvious jobs using Drama: Ever thought about..?

➤ How to become a Lighting Director:  
Cate's story

➤ How to become a Radio Producer:  
Phillip's story

➤ How to become a Recruitment  
Consultant: Emily's story

➤ Careers ideas and  
information - Drama and  
Theatre Studies

### Everyone Can Be Creative

➤ Advertising Copywriter | Explore  
careers | National Careers Service

➤ Audio-Visual Technician | Explore  
careers | National Careers Service

➤ Entertainer | Explore careers |  
National Careers Service



<https://www.bbc.co.uk/bitesize/articles/zhst2sg>



<https://nationalcareers.service.gov.uk/explore-careers>

## MYPATH Job of the week (Drama)



Youth Worker



Air Cabin Crew



Drama Therapist



# Drama careers in a changing world: How can I future-proof my career pathway?

The world will be changing drastically in the next few years to cope with the impacts of climate change and nature loss, and the need to lower greenhouse gas emissions and unsustainable practices. How might this steer your choice of career path using your Drama skills?

**Sustainability**  
means meeting our  
own needs without  
compromising the  
ability of future  
generations to  
meet their own  
needs.  
*(UN definition)*



# Drama careers in a changing world



Drama Artist



Eco Manager (Film)





My Learning  
My Future

# A spotlight on Technicians using Drama

THE CAREERS &  
ENTERPRISE  
COMPANY

6 |



Discover here how the technical jobs related to Drama keep industries moving and the real difference technicians make in our lives.

R029  
Creative  
Venue  
Technician

R089 Special  
Effects  
Technician

R061  
Lighting  
Technician

R075  
Post  
Production  
Technician

R087 Sound  
Technician



**Technicians**  
We make the  
difference

[Visit the Gallery here](#)

[Find further resources here](#)

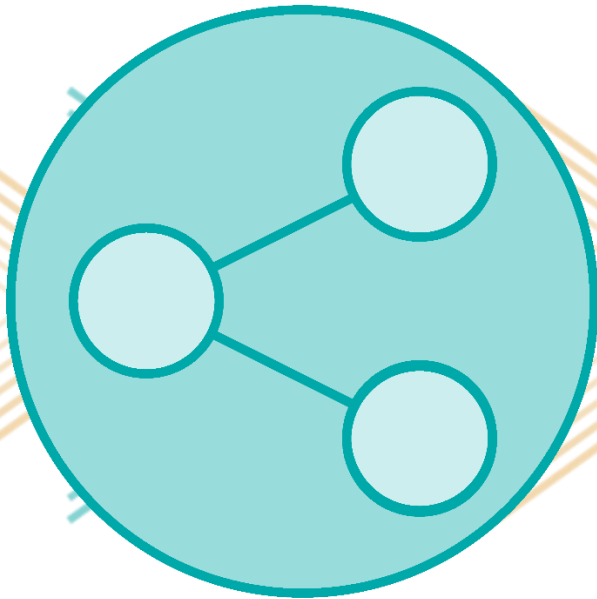


My Learning  
My Future



THE CAREERS &  
ENTERPRISE  
COMPANY

## 7 | Drama Pathways



Combine Study  
and Work



Study



Work





My Learning  
My Future



THE CAREERS &  
ENTERPRISE  
COMPANY

# 7 | Combine Study and Work

## Apprenticeships

- Events Assistant
- Puppet Master
- Cultural Learning officer
- Visual Effects Artist
- Acoustics Technician
- Camera Prep Technician
- Props Technician
- Live Event Rigger
- Costume Performance Technician
- Creative Venue Technician
- Broadcast Production Assistant

## T Levels

[T Levels | National Careers Service](#)

[T Levels | Education and Childcare](#)

[T Levels | Media, Broadcast and production](#)

## VTQs

[Vocational Technical Qualifications \(VTQs\) | National Careers Service](#)

- Performing Arts
- Production Arts
- Performing Arts Practice
- Drama
- Creative Arts Production
- Drama and Music
- Film Studies
- Theatre & media Make Up
- Creative Arts Therapies
- Applied Theatre and Community Drama
- Digital Film & TV Production

[Find more >](#)



My Learning  
My Future



THE CAREERS &  
ENTERPRISE  
COMPANY



## Study Pathways

### HTQs (Higher Technical Qualifications)

Higher technical qualifications (HTQs) | National Careers Service

**You might find courses in:**

- Creative Media (Film and Television)
- Performing Arts (Media, Hair and make Up)
- Performing Arts (Dance Pathway)
- Performing Arts (Acting pathway)
- Theatre Arts

### A levels

A levels | National Careers Service

**You might find courses in:**

- Drama and Theatre
- Dance
- Film Studies
- Media Studies
- Dance
- Music

### Higher education

Higher education | National Careers Service

You can explore undergraduate courses in Drama

**You might find courses in:**

- Live Events Production
- Acting
- Acting for Screen
- Performing Arts
- Performing Arts (Stage and Screen)
- Acting and Performance
- Creative Arts Therapies Studies
- Drama Foundation Musical Theatre
- Drama Foundation (Classical & Contemporary Acting)
- Screenwriting
- Practical Film Making





My Learning  
My Future



THE CAREERS &  
ENTERPRISE  
COMPANY

## 7 | Work Pathways

### Supported internships with an education, health and care plan

[Supported internships | National Careers Service](#)

[Watch Saul's story](#)

**You might read about:**

- [Access to Work Funding](#) (if you have a disability or health condition)
- [Preparing for Adulthood](#)
- [Talking Futures](#) (A parents' toolkit for career conversations)

### School leaver schemes

[School leaver schemes | National Careers Service](#)

**You might read about:**

- [How to fill in an application form](#)
- [How to write a CV](#)
- [Interview help](#)
- [Progressing your career](#) (Careers Advice from NCS)



## 7 | University League Tables

See at a glance the university ranking for Drama, Dance and Cinematics

<https://www.thecompleteuniversityguide.co.uk/league-tables/rankings/drama-dance-and-cinematics>

### Filter by:

- Overall score
- Entry standards
- Student satisfaction
- Research quality
- Research intensity
- Graduate prospects



My Learning  
My Future



THE CAREERS &  
ENTERPRISE  
COMPANY

# Discover Uni

Have you ever  
considered if higher  
education is right  
for you?

1. Go to <https://discoveruni.gov.uk/>

## 2. Search for a course or subject

(You should get a page of search results, you can filter these by university or college, whether you want to study full or part time or perhaps you want to see that courses are near you)

Once you have had a look at a few different courses and subjects now it is time to compare some side by side

3. Check out this video which shows you how to use our comparison tool <https://youtu.be/dBFzCQgTp8I> -  
Pick 5 courses and add these as a saved course and then you can compare

## 4. Once you have your chosen five side by side, try to answer the following questions:

- What kinds of qualifications do students on the course have when they start the course?
- How many have a placement year?
- How many courses let you study abroad?
- Which has the highest student satisfaction rating? How do you know this?
- What kinds of job do graduates from this course go on to?
- Which course has the highest salary after three years? (higher/lower than national average)
- Choose your favourite course and explain why you chose this course over the others?

# Discover Uni

Have you ever  
considered if higher  
education is right  
for you?

**1. Go to** <https://discoveruni.gov.uk/>

**2. Search for a course or subject**

(You should get a page of search results, you can filter these by university or college, whether you want to study full or part time or perhaps you want to see that courses are near you)

Once you have had a look at a few different courses and subjects now it is time to compare some side by side

**3. Check out this video which shows you how to use our comparison tool** <https://youtu.be/dBFzCQgTp8I> -

Pick 5 courses and add these as a saved course and then you can compare

**4. Once you have your chosen five side by side, try to answer the following questions:**

Is the data I am looking at for a course or a subject?

- a. What year, or years, does the data relate to?
- b. How many students or graduates is this data based on?
- c. Does the data represent all the students on the course or subject area?
- d. Does the data include people like me?
- e. What factors might impact the data?





## My Learning My Future



In 10 years time...

Job in 10 years time  
(related to Drama):

---

What GCSEs helped you get this job:

---

What KS5 Pathways choice did you make and what did you study:

Apprenticeship

T level

A Level

other L3 equivalent

---

Post 18 pathways choices did you make: explain:

Study & Work

Study

Work

---

Essential skills used in the job:

---

Progression route:

---



## My Learning My Future



### My local options...

Subject chosen (related to Drama):

---

Local college options:

---

Local apprenticeships options:

---

Other options:

---

The pros and cons of these options for me:

Pros:

---

Cons:

---

Consider how these will apply and explain:

Cost 

---

Travel 

---

Convenience 

---

Aspirations 

---

Personal circumstances 

---

Other 

---

Final choice – justify:

---

Next steps:

---



3 |



**Prepare a 3 - 5 minute talk to share with a small group on any role that interests you related to Drama**



What's the role



Where do you need to go to carry out the role



Where has the interest come from



What's the chances of getting this role



What do you need to do to become one



Who do you look up to in this role



Where can you go to study and what level of study



What might a typical day look like



**My career path....**





# Drama



	Video	Skills Builder Resource KS3	Skills Builder Resource KS4	Skills Builder Resource Post 16
The oral transmission of information or ideas	<a href="#">Watch here</a>	<a href="#">Short Lesson Speaking Step 6-8</a>	<a href="#">Short Lesson Speaking Step 8-10</a>	<a href="#">Short Lesson Speaking Step 10-12</a>
The receiving, retaining and processing of information or ideas	<a href="#">Watch here</a>	<a href="#">Short Lesson Listening Step 6-8</a>	<a href="#">Short Lesson Listening Step 8-10</a>	<a href="#">Short Lesson Listening Step 10-12</a>
The use of imagination and the generation of new ideas	<a href="#">Watch here</a>	<a href="#">Short Lesson Creativity Step 6-8</a>	<a href="#">Short Lesson Creativity Step 8-10</a>	<a href="#">Short Lesson Creativity Step 10-12</a>



8 |



	Speaking	Tick which apply
Step 6	I speak effectively by using appropriate tone, expression and gesture	
Step 7	I speak engagingly by using facts and examples to support my points	
Step 8	I speak engagingly by using visual aids to support my points	
Step 9	I speak engagingly by using tone, expression and gesture to engage listeners	
Step 10	I speak adaptively by changing my language, tone and expression depending on the response of listeners	
Step 11	I speak adaptively by planning for different possible responses of listeners	
Step 12	I speak adaptively by changing my content depending on the response of listeners	

**My Strength (s)**

**My area (s) of Development**





8 |



	Listening	Tick which apply
Step 6	I show I am listening by how I use eye contact and body language	
Step 7	I show I am listening by using open questions to deepen my understanding	
Step 8	I show I am listening by summarising and rephrasing what I have heard	
Step 9	I am aware of how a speaker is influencing me through their tone	
Step 10	I am aware of how a speaker is influencing me through their language	
Step 11	I listen critically and compare different perspectives	
Step 12	I listen critically and think about where differences in perspectives come from	

**My Strength (s)**

**My area (s) of Development**



## My Learning My Future



8 |



	<b>Creativity</b>	Tick which apply
Step 6	I use creativity in the context of work	
Step 7	I use creativity in the context of my wider life	
Step 8	I develop ideas by using mind mapping	
Step 9	I develop ideas by asking myself questions	
Step 10	I develop ideas by considering different perspectives	
Step 11	I innovate effectively when working in a group	
Step 12	I innovate effectively by seeking out varied experiences and stimuli	

**My Strength (s)**

**My area (s) of Development**



My Learning  
My Future

THE CAREERS &  
ENTERPRISE  
COMPANY