
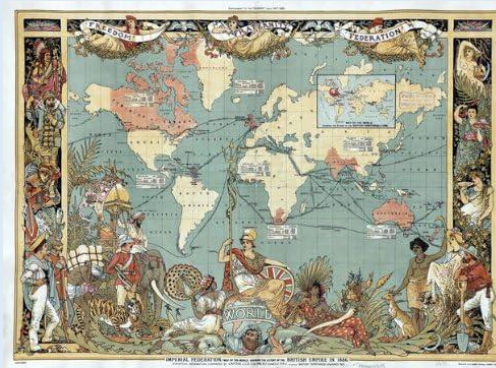
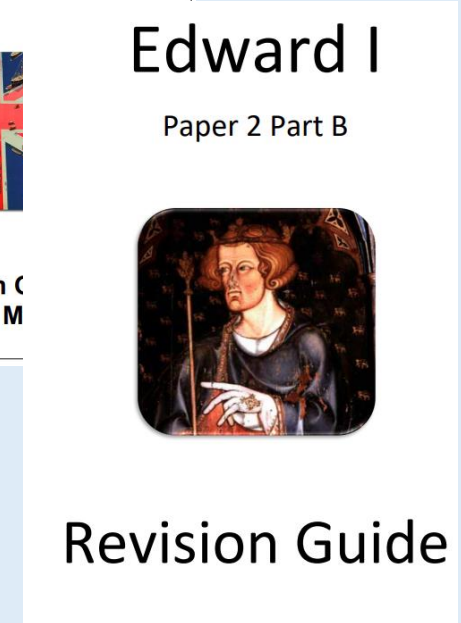
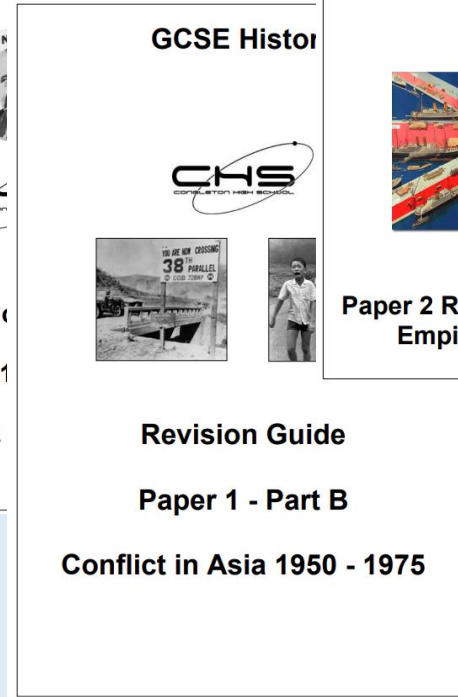




How to Revise GCSE History




CHS Revision Guides




- You all have a paper copy of the Essentials Revision guide and it's on Sharepoint/Satchel.
- This contains all of the content and exam technique tips needed to get a grade 4.
- However, you should also use the detailed revision guides which are on Satchel and Sharepoint.
- These include the specification, model answers, detailed guides on exam technique and detailed revision notes. If you want more than a 4, you must use these lots!

Commercial Revision Guides

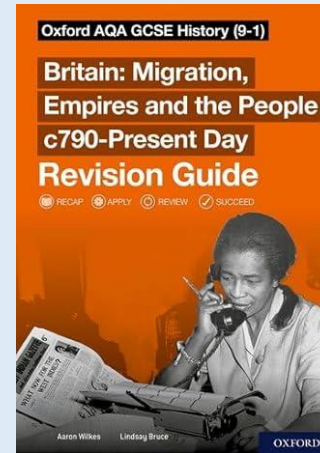
You may wish to order a commercial revision guide if you haven't already done so. It's not essential that you do – the CHS guides include everything you need. However, some students prefer the different layout/style. It's up to you!




[Oxford AQA GCSE History \(9-1\): America 1920-1973: Opportunity and Inequality Revision Guide : Wilkes, Aaron: Amazon.co.uk: Books](#)



[Conflict and Tension in Asia 1950-1975 Revision Guide: Get Revision with Results \(Oxford AQA GCSE History\): Amazon.co.uk: Bruce, Lindsay, Wilkes, Aaron: 9780198432869: Books](#)



[Oxford AQA GCSE History \(9-1\): Britain: Migration, Empires and the People c790-Present Day Revision Guide: Get Revision with Results: Amazon.co.uk: Wilkes, Aaron, Bruce, Lindsay: 9781382015035: Books](#)



[My Revision Notes: AQA GCSE \(9-1\) History: Medieval England: the reign of Edward I, 1272-1307: Amazon.co.uk: Linton, Rae: 9781398310193: Books](#)

Click on the links to order a copy of each guide from Amazon. Other suppliers are available!

CHS History Support

- We will provide you with lots of support in the build-up to exams.
- Lessons will revise key content and exam technique.
- After-school revision will run every Tuesday in H7 (3.10-4.10), Wednesday in H4 (3.10 – 4.10) and Friday in H7 (3.10-4).
- We will put on a revision workshop from 3.10 to 5.30 the day before each of your exams.

Key Dates:

Paper 1 (USA/War in Asia):

16th May

Paper 2 (Migration and Empires/Edward I):

5th June

How to Revise History

- There is an awful lot you need to revise!
- Therefore, you need to produce a clear plan of what you are going to revise and when.
- Revise little and often. Revise in bursts of 30 to 40 minutes then take a break.
- It's really important that you revise over Easter (and complete the booklet on the USA that your teacher has given you).
- We will cover certain key topics in class but we don't have time to revise everything.
- Therefore, it is your responsibility to make sure that you have revised the whole course.



Great ideas for revising (1)

- **Flash cards** are a great way of revising and are used by lots of students at CHS.
- Write a question on one side of a small card and the answer on the back.
- You can then test yourself with the card, or get a parent, carer, relative or friend to test them.

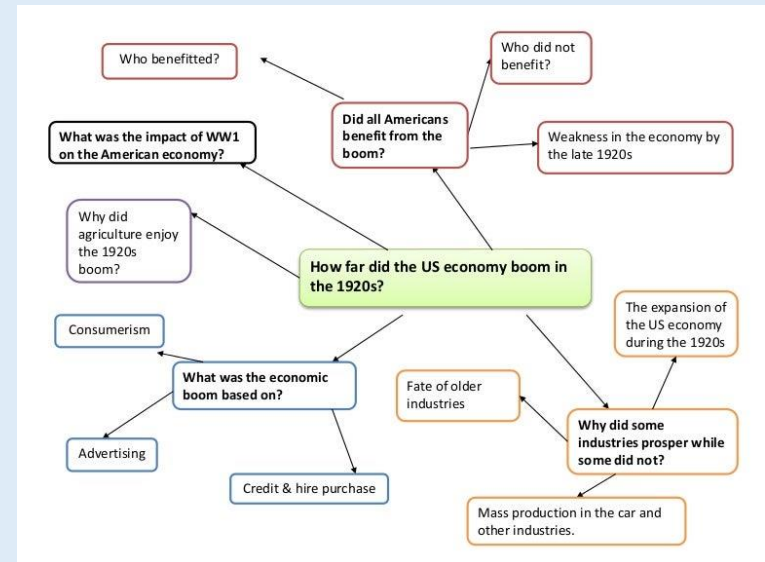
How did the Great Depression
affect American cities?

25% were unemployed
100,000 businesses closed
Apple sellers on the streets
Homeless lived in Hoovervilles

Top Tip: Keep flash cards in your blazer pocket then you can use them for quick revision in the car or on the bus to school.

Great ideas for revising (2)

- **Mind-maps** are a great way to revise if done properly.
- Pick a topic and put it in a bubble in the middle of the page.
- Then write down everything you can remember about the topic in one colour on the mind map.
- Then get out your notes/revision guide and check to see how much you remembered.
- Add in any information you forgot in a different colour.



Great ideas for revising (3)

- Using **past exam papers** is a great way to get more familiar with how questions are worded and also practise retrieving knowledge.
- There are two ways of using past exam papers that work well:
- Work through the paper from memory and in timed conditions. Once you have finished a paper, either mark it yourself using a copy of the mark scheme, or get your notes out and add in extra detail that you did not remember. Do this in a different colour.
- Another way of using papers is to plan answers from memory rather than write them out in full.
- **You will find lots of past History papers on Sharepoint.**

AQA

Please write clearly in block capitals.

Centre number Candidate number

Surname _____

Forename(s) _____

Candidate signature _____

I declare this is my own work.

**GCSE
HISTORY**

Paper 2 Section A/C: Britain: Migration, empires and the people:
c790 to the present day

Time allowed: 1 hour

Materials
For this paper you **must** ensure you have:

- A Sources Booklet (enclosed).

Instructions

- Use black ink or black ball-point pen.
- Fill in the boxes at the top of this page.
- Answer **all four** questions.
- Do all rough work in this book. Cross through any work you do not want to be marked.
- You must answer the questions in the spaces provided. Do **not** write outside the box around each page or on blank pages.
- If you need extra space for your answer(s), use the lined pages at the end of this book. Write the question number against your answer(s).

Information

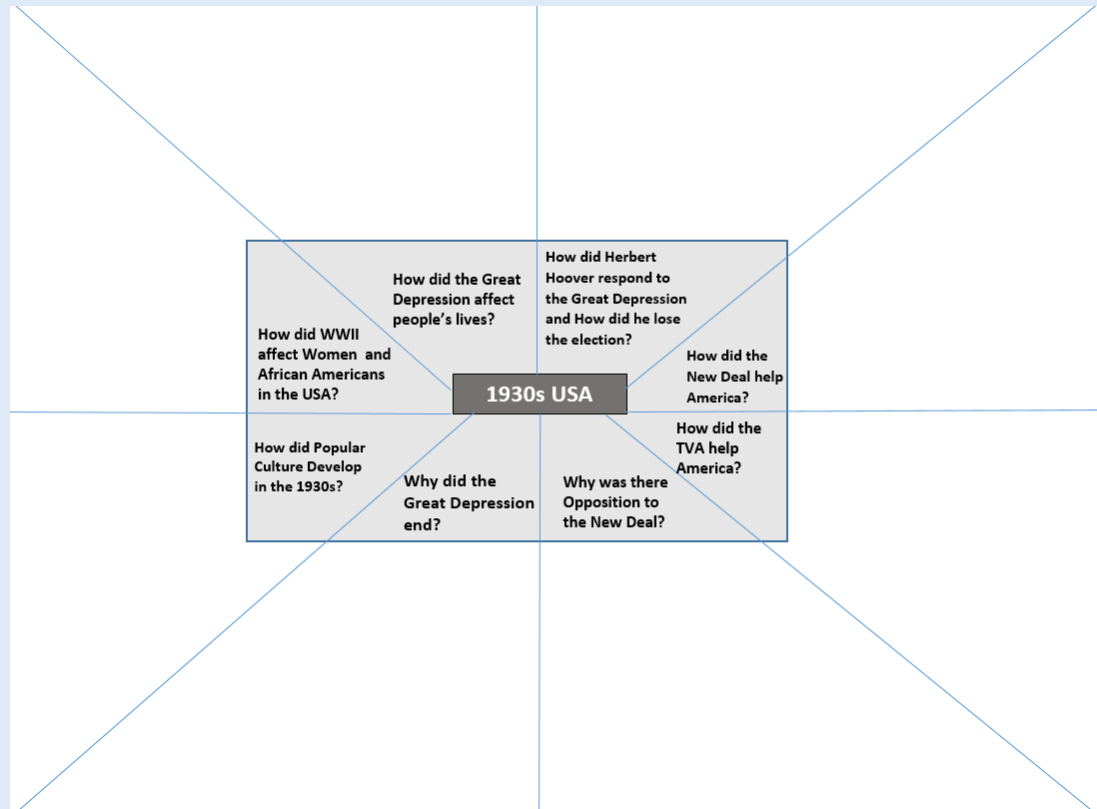
- The maximum mark for this paper is 40.
- The marks for questions are shown in brackets.
- Extended writing is tested in Question 04.

For Examiner's Use	
Question	Mark
01	
02	
03	
04	
TOTAL	

Top Tip: Your teachers are always happy to mark any past papers you complete.

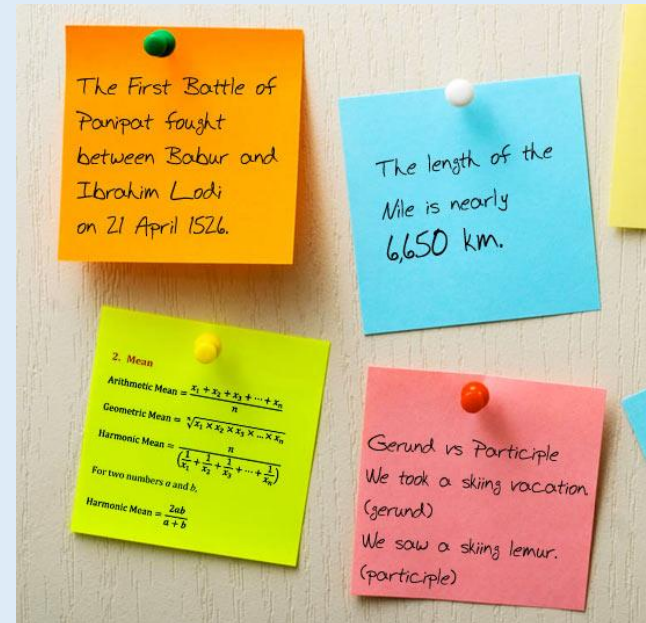
Great ideas for revising (4)

- Divide a piece of paper into 6, 8 or 12 sections to make a **retrieval clock**.
- Write the title of the revision topic in the middle of the page.
- Each section is one aspect of the topic.
- Spend five minutes, working from memory, to fill in each section.
- Then use notes/a revision guide to make corrections/add in missing details.



Other Revision Ideas

- Working through notes and writing a summary of the key information.
- Watching a suitable documentary or listening to a podcast can help develop subject knowledge. Teachers can provide guidance on suitable resources.
- Revision websites such as BBC Bitesize contain key information and revision tasks.
- Some students find writing key facts on post-it notes helps. These can then be stuck around the house or on a revision wall.



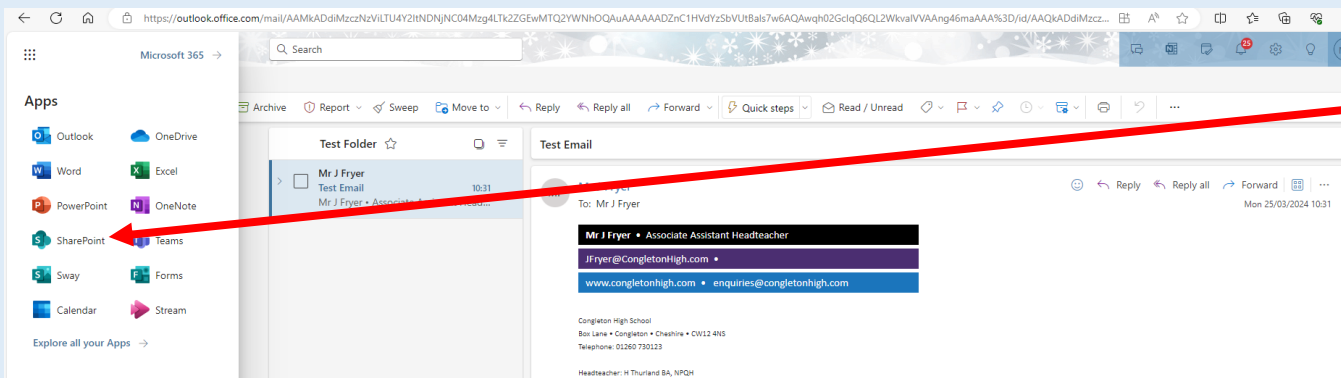
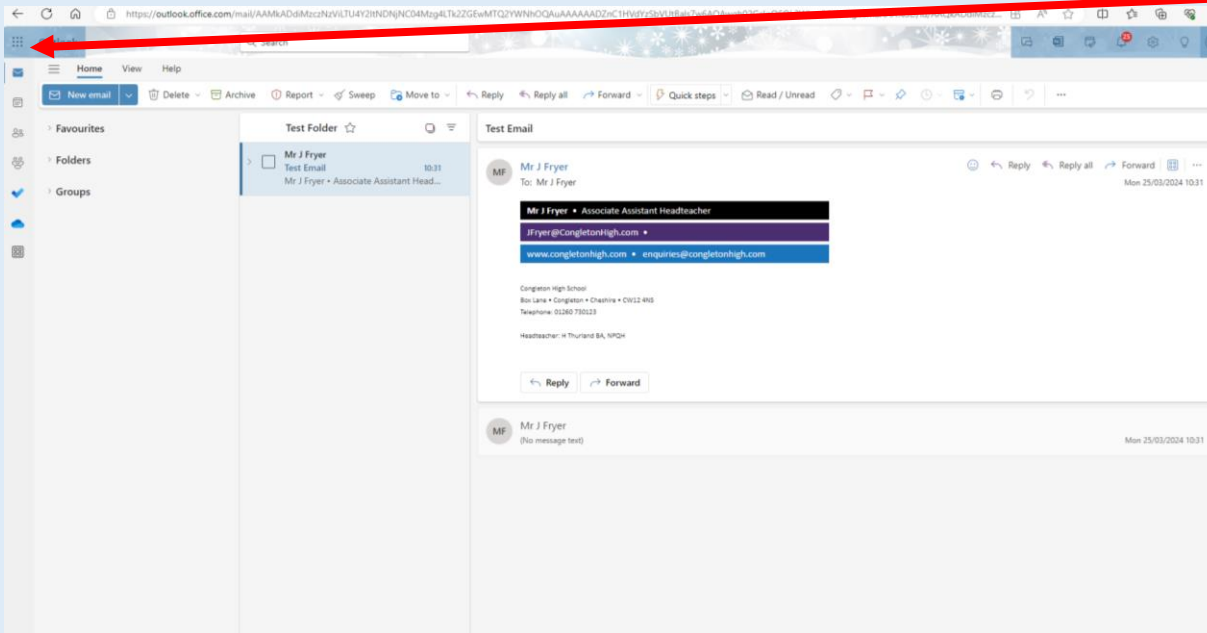
Ways of revising that don't work very well

- People can sometimes spend hours revising but not actually achieve much. This is because some revision methods are less useful at helping information stick in the brain, or simply waste time. Here are some things that do not work as well:
- Re-reading notes, or copying notes out word-for-word.
- Turning information into images.
- Adding lots of pictures and colour to notes/mind-maps. This can feel like a useful activity but is actually a good way of wasting time!
- Going through old work and highlighting it. This can make the notes look pretty but doesn't actually help get the knowledge to stick in the brain.



Sharepoint – How to access loads of helpful History resources.

Log in to your school email. Then click on the nine dots in a square in the top left corner.



This brings up a drop-down menu. Select Sharepoint from the list.

SharePoint | Search this site


Year 7 Year 8 Year 9 Year 10 Year 11 6th Form Policies and Procedures Praise Wall

CS CHS Student Shared
Private group

Not following
109 members

ICT + New Page details Analytics
Draft saved 4/26/2020 Share Miss K Jones is editing this page Edit Republish

Science
Geography
History
Politics
Technology
MFL
PE
Maths
RE
Social Sciences
English
Media
Cambridge Technicals
Praise Wall
Recycle bin



Welcome to the Congleton High School Student Resources Site.
Use the links across the top and down the side to find the pages you need.

Once in Sharepoint, select CHS Student Shared. Then, select History from the menu.


SharePoint | Search this site

BROWSE PAGE SHARE FOLLOW EDIT

History @ Congleton High Student Resources Main Screen Year 7 Year 8 Year 9 GCSE A Level Knowledge Booster

History @ Congleton High

Year 7
Year 8
Year 9
GCSE
A Level
Knowledge Booster
Recycle Bin



Welcome to the History department. Follow the links on the left to find resources to help with your studies...

Some useful History web links...
A Guide to careers that your History studies could lead to.

Once in the History area, select GCSE.

SharePoint


History @ Congleton High Student Resources Main Screen Year 7 Year 8 Year 9 GCSE A Level Knowledge Booster

CS GCSE

+ New Page details Analytics

Paper 1 Part A The USA 1...
Paper 1 Part B Wars in Asia
Paper 2 Part A Migration ...
Paper 2 Part B The reign ...
Recycle bin

Welcome to the GCSE History homepage



Welcome to the GCSE History home page. Follow the links shown here to download all your GCSE lessons, revision activities and past papers.

Some important dates for your diary:

- Paper 1 – USA 1920 to 1973 and Conflict in Asia (Korea and Vietnam) - 2 hour paper - Wednesday 15th May 2024, morning
- Paper 2 – Migration and Empires and Edward I - 2 hour paper - Tuesday 4th June 2024, afternoon

You can then select which unit you want to study.

For each unit, there are files containing the lesson Powerpoints, past papers, revision resources and some lessons with audio recordings.

SharePoint

History @ Congleton High Student Resources Main Screen Year 7 Year 8 Year 9 GCSE A Level Knowledge Booster

CS Paper 2 Part A Migration and Empires

+ New Page details Analytics

Documents

+ New Upload Edit in grid view Sync Export to Excel All Documents

Name	Modified	Modified By
2a1 - Lessons	July 13, 2022	Mr J Fryer
2a2-Revision guides	December 5, 2018	Mr R Gibson
2a3-Past Papers	December 5, 2018	Mr R Gibson
Coronavirus Lessons with Audio	April 20, 2020	Mr J Fryer
Migration - extra reading	January 29, 2019	Mr M Hickton
Revision posters	December 10, 2020	Mr M Hickton
Video Clips for Migration	March 22, 2020	Mrs C Mortimer-Jones

Quick links

- Unit sheet - Migration and empires
- BBC Bitesize - GCSE History - Britain: migration, empires and the people c790 to the present day
- Seneca - Migration and Empires (free log in required)
- Learn about a team site
- Learn how to add a page

To Finish...

- GCSE History is a challenge...but it's a challenge for every History student in the country.
- Never give up, even if the going is tough.
- Have a good plan.
- Stick to it.
- Revise hard.
- Access all the support CHS is offering you.
- Don't be afraid to contact your teachers at any point with any questions.
- Make sure you are the next big success story!

