

# Coppice Calculation Policy



Review Date:	September 2025
Next Review Date:	September 2026



# Coppice Academy Statement of Intent

Our mathematics curriculum is accessible to all and intends to maximise the development of every student's ability and academic achievement by delivering lessons that are creative and engaging.

We want students to make rich connections across mathematical ideas to develop fluency, mathematical reasoning and competence in problem solving at all levels. We intend for our students to be able to apply their mathematical knowledge to other subjects and real-life contexts.

As our students progress, we intend for them to be able to recognise and understand mathematics in the world at a level appropriate to them, have the ability to reason and problem-solve mathematically and have a sense of enjoyment and curiosity about the subject.

A typical maths lesson will provide the opportunity for all students, regardless of their ability, to work through fluency, reasoning and problem-solving activities, including mathematical problems within a real world context.

Coppice Academy aims to provide flexible accreditation pathways that will cater for the needs of learners and empower them to take the next steps in their Mathematics education as appropriate.

# Aims

The national curriculum for mathematics aims to ensure that all students:

- become fluent in the fundamentals of mathematics, including through varied and frequent practice with increasingly complex problems over time, so that pupils develop conceptual understanding and the ability to recall and apply knowledge rapidly and accurately
- reason mathematically by following a line of enquiry, conjecturing relationships and generalisations, and developing an argument, justification or proof using mathematical language
- can solve problems by applying their mathematics to a variety of routine and non-routine problems with increasing sophistication, including breaking down problems into a series of simpler steps and persevering in seeking solutions

The Coppice Academy mathematics curriculum has been developed by Maths Specialist staff in line with the National Curriculum and Equals life skills framework to support students in acquiring skills for life and achieving accreditation outcomes through individualised learning pathways.

# Guidance for following the Calculation Policy

Written methods of calculations are based on mental strategies.

Each of the four operations builds on mental skills which provide the foundation for jottings and informal written methods of recording.

Skills need to be taught, practised and reviewed constantly. These skills lead on to more formal written methods of calculation.

Strategies for calculation need to be represented both through the use of concrete materials and pictorially to support, develop and secure understanding. This, in turn, builds fluency.

When teaching a new strategy, it is important to start with numbers that the student can easily manipulate so that they can understand the methodology.

The transition between stages is not hurried as not all students will be ready to move on to the next stage at the same time, therefore the progression in this document is outlined in stages.

Previous stages may need to be revisited to consolidate understanding when introducing a new strategy. Students should also be able to move between concrete, pictorial and abstract methods to solve calculations, showing that they have an in depth understanding.

**A sound understanding of the number system is essential for children to carry out calculations efficiently and accurately.**

## **Our Methodology**

At Coppice Academy, we want students to become confident in choosing the most efficient methods to solve a calculation. In many cases, students will have more than one method “up their sleeve” to find the solution to a calculation and will be able to pick the best one.

For students to be able to work with the formal column methods, we want them to have a sound understanding of place value. Many calculations should be solved mentally and/or with jottings; formal column methods are for calculations where the digits are varied and include regrouping or exchanging.

### **Correct Terminology**

<b>Correct</b>	<b>Avoid</b>
regrouping	carrying
exchanging	borrowing/stealing
ones	units
calculation / equation	Sum
is equal to / the same as	equals

# Calculation policy: Addition and Subtraction

Key language for addition: sum, total, parts and wholes, plus, add, altogether, more, 'is the same as'

Key language for subtraction: take away, subtract, find the difference, fewer, less than

Addition and subtraction are inverse operations. Right from the start, children should be taught these as related operations. There are four number sentences (two using + and two using -) which can be written to express the relationship between 4 and 6 and 10. It is key to a good understanding of addition and subtraction that  $6 + [ ] = 10$  and  $10 - 6 = [ ]$  are seen as ways of expressing the same question. Students should be encouraged to use inverse operations to check their solutions. Part-Whole models and bar models are visuals that show the relationship.

It is also important to relate addition and subtraction to place value.


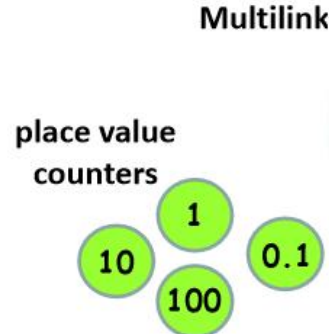
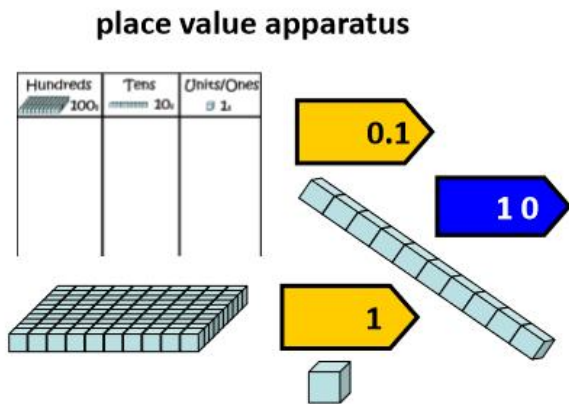
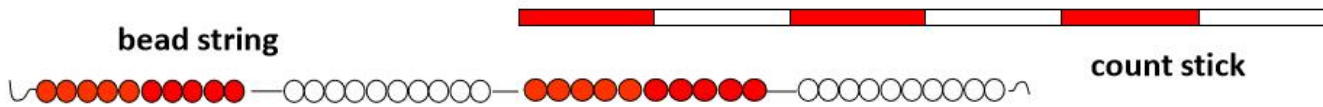
**A digit's true value should always be referenced.**

Here is an example of language used to teach and talk through column addition:

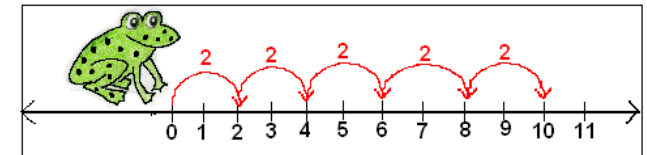



- Approximately, what will  $245 + 378$  be the same as? Let's use rounding to estimate.
- I have 5 ones and I am adding 8 ones so now I have 13 ones which I can regroup or repartition as 1 ten and 3 ones.
- Next, I have 6 tens and I am adding 7 tens but I also have 1 ten from regrouping which makes 14 tens. I can regroup this as 1 hundred and 4 tens.
- Finally: 2 hundreds add 3 hundreds add 1 hundred from regrouping makes 6 hundreds.
- $243 + 368$  is equal to 611.
- How could I write this as a subtraction?

# Resources and Images for Addition and Subtraction

All learners should use concrete and pictorial methods to both develop and show understanding. Students should regularly draw pictures showing real life contexts for problems which they are solving.



A spider may be used to help children understand the strategy of vertical jumps on a number square.



A frog may be used to help children understand the strategy of horizontal jumps on a numberline.

# Coppice Steps 8 and 9

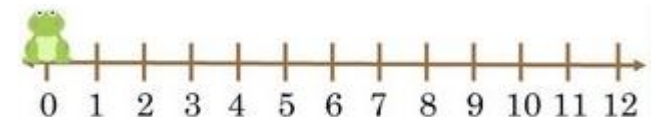

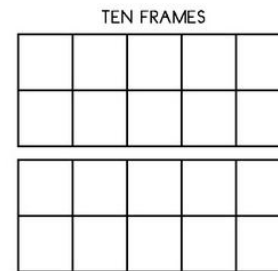

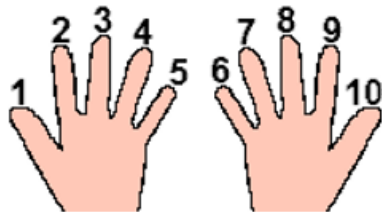
## Key Skills

- Recognises numerals 1 to 5
- Recognise some numerals of personal significance
- Counts up to three or four objects by saying one number name for each item
- Counts actions or objects which cannot be moved
- Counts objects to 10 and beginning to count beyond 10
- Counts out up to six objects from a larger group
- Selects the correct numeral to represent 1 to 5, then 1 to 10 objects
- Counts an irregular arrangement of up to ten objects
- Estimates how many objects they can see and checks by counting them
- Uses the language of 'more' and 'fewer' to compare two sets of objects
- Finds the total number of items in two groups by counting all of them
- Says the number that is one more than a given number
- Finds one more or one less from a group of up to five objects, then ten objects
- In practical activities and discussion, beginning to use the vocabulary involved in adding and subtracting
- Records, using marks that they can interpret and explain

## Key Skills

*Students count reliably with numbers from 1 to 20, place them in order and say which number is one more or one less than a given number. Using quantities and objects, they add and subtract two single-digit numbers and count on or back to find the answer. They solve problems, including doubling, halving and sharing.*

**Apparatus is key in helping students to achieve the Coppice Step statements. Students should be encouraged to show their understanding through the full range of apparatus. Students should also be encouraged to draw their own pictures to help to achieve and show their understanding of the statements.**

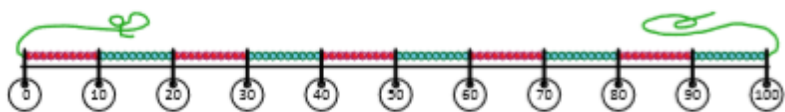


# Coppice Step 10

## Addition

### Using place value

Count on in ones/counting in tens, e.g. knowing  $45 + 1$  or  $45 + 10$  without counting on in ones.



$$45 + \square = 50$$

$$65 + \square = 70$$

$$85 + \square = 90$$

### Counting on

Count on in ones, e.g.  $11 + 2 =$  and  $7 + 4 =$

Count on in tens, e.g.  $45 + 20$  as 45, 55, 65

### Using number facts

'Story' of 4, 5, 6, 7, 8 and 9, e.g.  $7 = 7 + 0$  or  $6 + 1$  or  $5 + 2$  or  $4 + 3$ .

Number bonds to 10, e.g.  $5 + 5$ ,  $6 + 4$ ,  $7 + 3$ ,  $8 + 2$ ,  $9 + 1$ ,  $10 + 0$ .




$$6 + \square = 10$$



$$7 + \square = 10$$



$$5 + \square = 10$$



$$9 + \square = 10$$

Patterns using known facts, e.g.  $4 + 3 = 7$  so we know  $24 + 3$ ,  $44 + 3$ ,  $74 + 3$ , etc.

## Subtraction

### Using place value

Count back in 1s/Count back in 10s.

Say one less than any number to 100.

Say 10 less without counting back in ones.

$$33 - 10 = 23$$

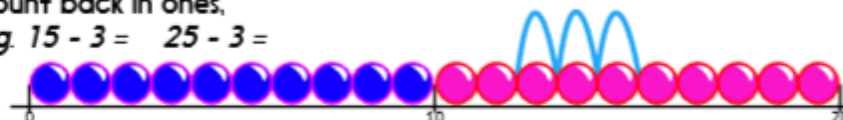
1	2	3	4	5
11	12	13	14	15
21	22	23	24	25
31	32	33	34	35
41	42	43	44	45

Bead strings and 1-100 number grid help counting on/back in tens.

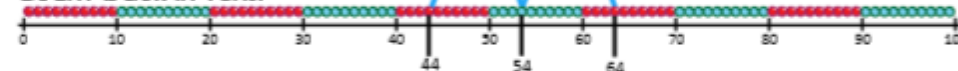
### Subtracting by taking away

Count back in ones,

e.g.  $15 - 3 =$   $25 - 3 =$



Count back in tens.



### Using number facts

'Story' of 4, 5, 6, 7, 8 and 9, e.g.  $7 - 1 = 6$ ,  $7 - 2 = 5$ ,  $7 - 3 = 4$ , etc.

Number bonds to 10, e.g.  $10 - 1 = 9$ ,  $10 - 2 = 8$ ,  $10 - 3 = 7$ , etc.

Missing number sentences,  $3 + \square = 7$ , link addition and subtraction.



$$10 - \square = 7$$



$$10 - \square = 9$$

Patterns using known facts,

e.g.  $10 - 7 = 3$  so we know  $30 - 7 = ?$



# Coppice Step 11

## Addition

### Using place value

Know 1 more or 10 more than any number, e.g. 1 more than 67 or 10 more than 85.

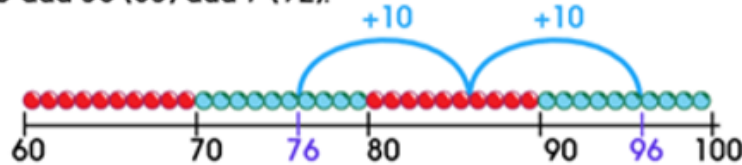
Partitioning, e.g.  $55 + 37$  as  $50 + 30$  and  $5 + 7$  finally combining the two totals:  $80 + 12$ .

$$\begin{array}{r} 55 \\ + 37 \\ \hline 80 \quad 12 \\ \hline 92 \end{array}$$

Bead strings and 1-100 number grid help counting on/back in tens.

### Counting on

Add ten and multiples of ten, e.g.  $76 + 20$  as  $76, 86, 96$  or in one hop  $76 + 20 = 96$ . Add two 2-digit numbers by counting on in tens and then in ones, e.g.  $55 + 37$  as  $55$  add  $30$  ( $85$ ) add  $7$  ( $92$ ).



Add near multiples, e.g.  $46 + 19$  or  $63 + 21$ .

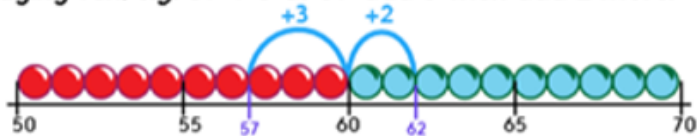
### Using number facts

Know pairs of numbers which make the numbers up to and including 10, e.g.  $8 = 4 \& 4, 3 \& 5, 2 \& 6, 1 \& 7$  and  $10 = 5 \& 5, 4 \& 6, 3 \& 7, 2 \& 8, 1 \& 9, 0 \& 10$ .

Patterns of known facts, e.g.  $6 + 3 = 9$ , so we know  $36 + 3 = 39$ .

$66 + 3 = 69, 53 + 6 = 59$ .

Bridging ten, e.g.  $57 + 5$  as  $57$  add  $3$  then add  $2$  more.



Adding three or more single-digit numbers, spotting bonds to 10 or doubles, e.g.  $6 + 7 + 4 + 2$  as  $10 + 7 + 2$ .

## Subtraction

### Using place value

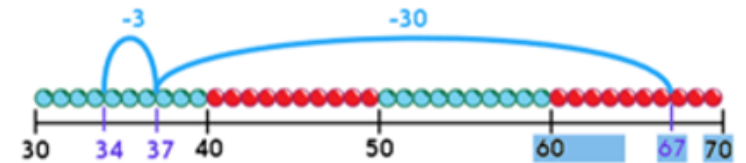
Know 1 less or 10 less than any number, e.g. 1 less than 74 or 10 less than 82.

Partitioning, e.g.  $55 - 32$  as  $50 - 30$  and  $5 - 2$  combining the answers:  $20 + 3$ .

$$\begin{array}{r} 55 \\ - 32 \\ \hline 23 \end{array}$$

### Taking away

Subtract ten and multiples of ten, e.g.  $76 - 20$  as  $76, 66, 56$  or in one hop  $76 - 20 = 56$ . Subtract two 2-digit numbers by counting back in tens then in ones, e.g.  $67 - 33$  as  $67$  subtract  $30$  ( $37$ ) then count back  $3$  ( $34$ ).



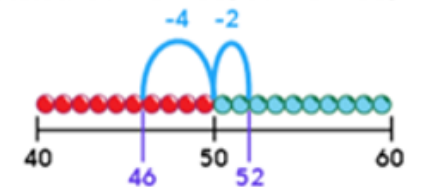
Subtracting near multiples, e.g.  $74 - 21$  or  $57 - 19$ .

### Using number facts

Know pairs of numbers which make the numbers up to and including 10, e.g.  $10 - 6 = 4, 8 - 3 = 5, 5 - 2 = 3$ , etc.

Patterns of known facts, e.g.  $9 - 6 = 3$ , so we know  $39 - 6 = 33, 69 - 6 = 63, 89 - 6 = 83$ .

Bridge ten, e.g.  $52 - 6$  as  $52$  subtract  $2$  then subtract  $4$  more.



Missing number sentences,  $3 + [] = 7$ , link addition and subtraction.

### Counting up

Find a difference between two numbers on a line, e.g.  $51 - 47$ .

# Coppice Step 12

## Addition

### Using place value

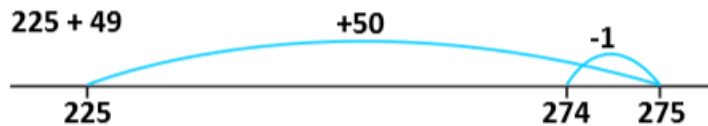
Count in hundreds, e.g. knowing  $475 + 200$  as 475, 575, 675.

Add multiples of 10, 100 and £1,  
e.g.  $746 + 200$  or  $746 + 40$  or  
 $£6.34 + £5$  as  $£6 + £5$  and 34p.

Partitioning, e.g.  $68 + 74$  as  $60 + 70$  and  $8 + 4$  and  
combine the totals:  $130 + 12 = 142$   
Or  $£8.50 + £3.70$  as  $£8 + £3$  and  $50p + 70p$  and combine:  $£11 + £1.20$ .

### Counting on

Add 2-digit numbers by adding the multiple of ten then the ones,  
e.g.  $67 + 55$  as 67 add 50 (117) add 5 (122).  
Add near multiples of 10 and 100, e.g.  $67 + 39$  or  $364 + 199$ .



Count on from 3-digit nos, e.g.  $247 + 34$  as  $247 + 30$  (277)  
then  $277 + 4 = 281$ .

### Using number facts

Number bonds to 100, e.g.  $35 + 65$ ,  $46 + 54$ ,  $73 + 27$ , etc.

100	
65	35

Add to next ten and next hundred, e.g.  $176 + 4 = 180$ ,  $435 + 65 = 500$ , etc.

## Subtraction

### Taking away

Use place value to subtract, e.g.  $358 - 300$  or  $348 - 40$  or  $348 - 8$ .

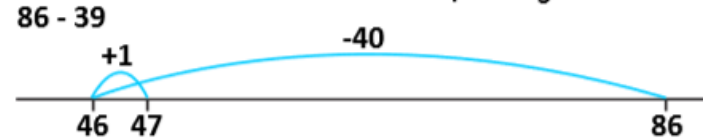
Taking away multiples of 10, 100 and £1, e.g.  $476 - 40 = 436$ ,

$476 - 300 = 176$ ,  $£4.76 - £2 = £2.76$ .

Partitioning, e.g.  $68 - 42$  as  $60 - 40$  and  $8 - 2$  or  
 $£6.84 - £2.40$  as  $£6 - £2$  and  $80p - 40p$ .

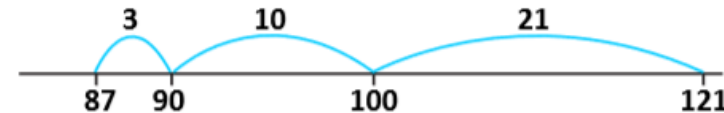
Count back in hundreds, tens and then ones,  
e.g.  $763 - 121$  as  $763 - 100$  (663) then subtract 20 (643)  
then subtract 1 (642).

Subtract near multiples, e.g.  $648 - 199$  or  $86 - 39$ .



### Counting up

Find a difference between two numbers by counting up from the smaller  
to the larger, e.g.  $121 - 87$ .



### Using number facts

Number bonds to 100, e.g.  $100 - 35 = 65$ ,  $100 - 48 = 52$ , etc.

Subtraction is both taking  
away and - importantly -  
difference.

We no longer count in 1s but  
use PV and number facts.

100	
48	?

# Coppice Step 12

## Written Addition

### Written methods

Build on partitioning to develop expanded column addition with two 3-digit numbers.

$$\begin{array}{r} 400 \quad 60 \quad 6 \\ + 300 \quad 50 \quad 8 \\ \hline 700 \quad 110 \quad 14 \end{array}$$

Expanded column addition with 'carrying'.

$$\begin{array}{r} 400 \quad 60 \quad 6 \\ + 300 \quad 50 \quad 8 \\ \hline 800 \quad 20 \quad 4 \\ \hline 100 \quad 10 \end{array}$$

Compact column addition with two or more 3-digit numbers or towers of 2-digit numbers.

$$\begin{array}{r} \phantom{+} 47 \\ + \phantom{+} 76 \\ \hline 123 \\ \hline \phantom{+} 1 \phantom{1} \end{array}$$

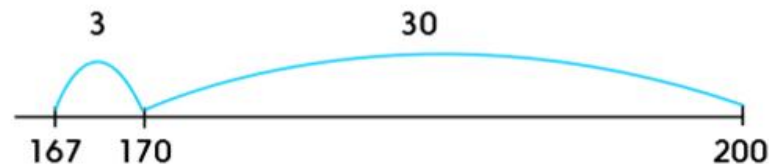
Compact column addition with 3-digit numbers

Recognise fractions which add to 1, e.g.  $\frac{1}{4} + \frac{3}{4} = 1$  or  $\frac{2}{5} + \frac{3}{5} = 1$

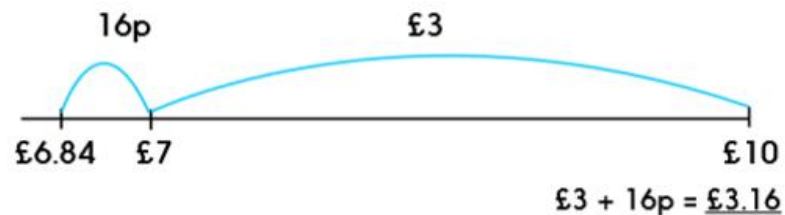
## Written Subtraction

Develop counting up subtraction.

Counting up subtraction is a crucial mental strategy.



Use counting up subtraction to find change from £1 and £10.



Expanded column subtraction, moving onto exchanging when ready:

$$258 - 73 = 185$$

$$\begin{array}{r} 200 + 50 + 8 \\ - \phantom{+} 70 + 3 \\ \hline \end{array}$$

becomes

$$\begin{array}{r} 100 + 150 + 8 \\ - \phantom{+} 70 + 3 \\ \hline 100 + 80 + 5 = 185 \end{array}$$

You might replace the + sign with the word 'and' to avoid confusion.

Important to see the visual image of fractions totalling one whole.

# Coppice Step 13

## Addition

### Using place value

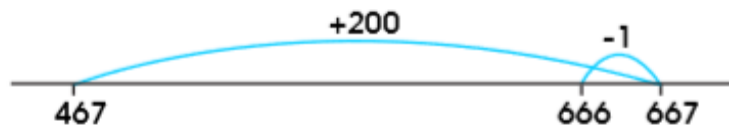
Count in thousands, e.g. knowing  $475 + 200$  as 475, 575, 675.

Partitioning, e.g.  $746 + 203$  as  $700 + 200$  and  $46 + 3$  or  $134 + 707$  as  $130 + 700$  and  $4 + 7$ .

### Counting on

Add 2-digit numbers by adding the multiple of ten then the ones, e.g.  $67 + 55$  as 67 add 50 (117) add 5 (122).

Add near multiples of 10, 100 and 1000, e.g.  $467 + 199$  or  $3462 + 2999$ .



Count on to add 3-digit numbers and money, e.g.  $463 + 124$  as  $463 + 100$  (563) + 20 (583) + 4 = 587 or  $£4.67 + £5.30$  as  $£9.67$  add 30p.

### Using number facts

Number bonds to 100 and to next multiple of 100, e.g.  $463 + 37$ ,  $1353 + 47$ .

Number bonds to £1 and to the next whole pound, e.g.  $£3.45 + 55p$ .

Add to the next whole number, e.g.  $4.6 + 0.4$  or  $7.2 + 0.8$ .

PV and number facts are central to mental strategies.

Counting up is essential for money calculations and, later, decimals.

## Subtraction

### Taking away

Use place value to subtract, e.g.  $4748 - 4000$  or  $4748 - 8$ , etc.

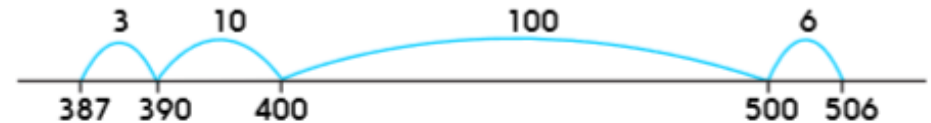
Take away multiples of 10, 100, 1000, £1, 10p or 0.1, e.g.  $8392 - 50$  or  $6723 - 3000$  or  $£3.74 - 30p$  or  $5.6 - 0.2$ .

Partitioning, e.g.  $£5.87 - £3.04$  as  $£5 - £3$  and 7p - 4p or  $7493 - 2020$  as  $7000 - 2000$  and  $90 - 20$ .

Count back, e.g.  $6482 - 1301$  as  $6482 - 1000$ , then  $-300$ , then  $-1$  (5181).  
Subtract near multiples, e.g.  $3522 - 1999$  or  $£34.86 - £19.99$ .

### Counting up

Find a difference between two numbers by counting up from the smaller to the larger, e.g.  $506 - 387$ .



$$100 + 10 + 6 + 3 = \underline{119}$$

### Using number facts

Number bonds to 10, 100 and derived facts, e.g.  $100 - 76 = 24$ ,  $1.0 - 0.6 = 0.4$ .

100	
76	24

Number bonds to £1 and £10,

e.g.  $£1.00 - 86p = 14p$  or  $£10 - £3.40 = £6.60$ .

# Coppice Step 13

## Written Addition

Build on expanded column addition to develop compact column addition with larger numbers.

$$\begin{array}{r}
 1000 \quad 400 \quad 60 \quad 8 \\
 + 4000 \quad 800 \quad 60 \quad 6 \\
 \hline
 6000 \quad 300 \quad 30 \quad 4 \\
 \text{1000} \quad \text{100} \quad \text{10}
 \end{array}$$

Compact column addition with larger numbers.

$$\begin{array}{r}
 5347 \\
 2286 \\
 + 1495 \\
 \hline
 9128 \\
 \text{1} \quad \text{2} \quad \text{1}
 \end{array}$$

Use expanded and compact column addition to add amounts of money, e.g. £3.24 + £2.58.

$$\begin{array}{r}
 \text{£}3 \quad 20\text{p} \quad 4\text{p} \\
 \text{£}2 \quad 50\text{p} \quad 8\text{p} \\
 \hline
 \text{£}5 \quad 70\text{p} \quad 12\text{p} \quad \text{£}5.82
 \end{array}
 \quad + \quad
 \begin{array}{r}
 \text{£}3.24 \\
 \text{£}2.58 \\
 \hline
 \text{£}5.82
 \end{array}$$

Add like fractions, e.g.  $\frac{3}{8} + \frac{2}{8} + \frac{1}{8}$

Expanded methods firm up a robust understanding of place value.

## Written Subtraction

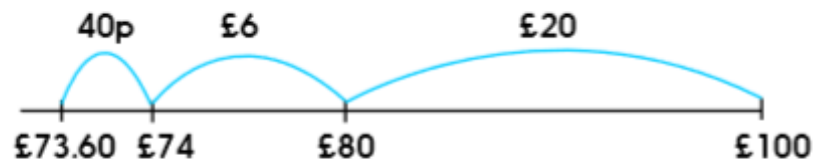
Expanded column subtraction.

$$\begin{array}{r}
 600 \quad 110 \quad 16 \\
 \cancel{700} \quad 20 \quad \cancel{6} \\
 - 300 \quad 50 \quad 8 \\
 \hline
 300 \quad 60 \quad 8
 \end{array}$$

Begin to use column subtraction.

$$\begin{array}{r}
 6 \quad 11 \quad 16 \\
 \cancel{7} \quad \cancel{2} \quad \cancel{6} \\
 - 3 \quad 5 \quad 8 \\
 \hline
 3 \quad 6 \quad 8
 \end{array}$$

Use counting up subtraction to find change from £10, £20, £50 and £100, e.g. £100 - £73.60.



$$\text{£}20 + \text{£}6 + 40\text{p} = \text{£}26.40$$

Subtract like fractions, e.g.  $\frac{7}{8} - \frac{2}{8} + \frac{5}{8}$

Stress that decimals and fractions are parts of a whole.

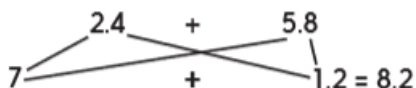
# Coppice Step 14

## Addition

### Using place value

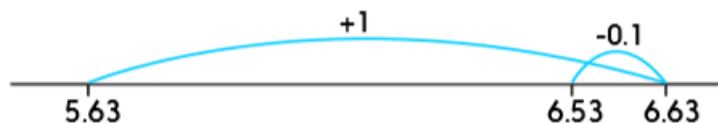
Count in 0.1s, 0.01s, e.g. knowing what 0.1 more than 0.51 is.

Partitioning, e.g.  $2.4 + 5.8$  as  $2 + 5$  and  $0.4 + 0.8$  and combine the totals:  $7 + 1.2 = 8.2$ .



### Counting on

Add two decimal numbers by adding the ones then the tenths/hundredths, e.g.  $5.72 + 3.05$  as  $5.72$  add  $3$  ( $8.72$ ) then add  $0.05$  ( $8.77$ ).  
Add near multiples of 1, e.g.  $6.34 + 0.99$  or  $5.63 + 0.9$ .

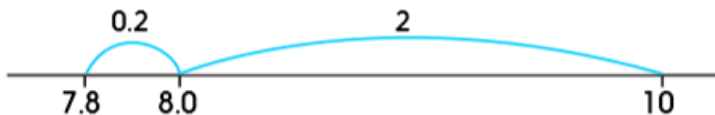


Count on from large numbers, e.g.  $6834 + 3005$  as  $9834 + 5$ .

### Using number facts

Number bonds to 1 and to the next whole number, e.g.  $0.4 + 0.6$  or  $5.7 + 0.3$ .

Add to the next ten from a decimal number, e.g.  $7.8 + 2.2 = 10$ .



$$2 + 0.2 = 2.2$$

Subtracting by counting up is much less error prone.

Knowledge of number bonds underpins mental strategies.


## Subtraction

### Taking away

Using place value to subtract decimals, e.g.  $4.58 - 0.08$  or  $6.26 - 0.2$ , etc.  
Take away multiples of powers of 10, e.g.  $15,672 - 300$  or  $4.82 - 2$  or  $2.71 - 0.5$  or  $4.68 - 0.02$ .  
Partition or count back, e.g.  $3964 - 1051$  or  $5.72 - 2.01$ .  
Subtract near multiples, e.g.  $86,456 - 9999$  or  $3.58 - 1.99$ .

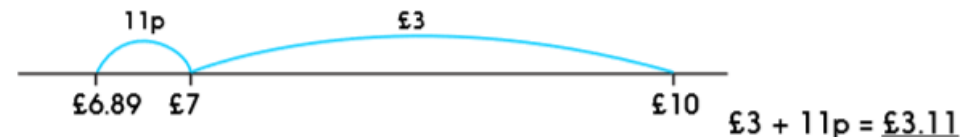
### Counting up

Find a difference between two numbers by counting up from the smaller to the larger, e.g.  $2009 - 869$ .



$$1000 + 100 + 31 + 9 = 1140$$

Find change using shopkeepers' addition, e.g. buy toy for £6.89 using £10.



### Using number facts

Derived facts from number bonds to 10 and 100, e.g.  $2 - 0.45$  using  $45 + 55 = 100$  or  $3.00 - 0.86$  using  $86 + 14 = 100$ .

100	
86	14

Number bonds to £1, £10 and £100, e.g.  $£4.00 - £3.86p = 14p$  or  $£100 - £66$  using  $66 + 34 = £100$ .

# Coppice Step 14

## Written Addition

## Written Subtraction

Expanded column addition for money leading to compact column addition for adding several amounts of money.

$$\begin{array}{r}
 \text{£}14 \quad 60\text{p} \quad 4\text{p} \\
 \text{£}28 \quad 70\text{p} \quad 8\text{p} \\
 + \text{£}12 \quad 20\text{p} \quad 6\text{p} \\
 \hline
 \text{£}55 \quad 60\text{p} \quad 8\text{p} \\
 \text{£}1 \quad 10\text{p} \\
 \hline
 \text{£}55.68
 \end{array}$$

Expanded version first embeds understanding of place value.

Compact column addition to add pairs of 5-digit numbers.

Continue to use column addition to add towers of several larger numbers.

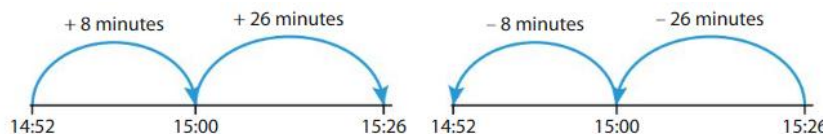
Use compact addition to add decimal numbers with up to two places.

$$\begin{array}{r}
 15.68 \\
 + 27.86 \\
 \hline
 43.54 \\
 \hline
 1 \quad 1 \quad 1
 \end{array}$$

Adding fractions with related denominators.

e.g.  $\frac{3}{4} + \frac{1}{8} = \frac{7}{8}$

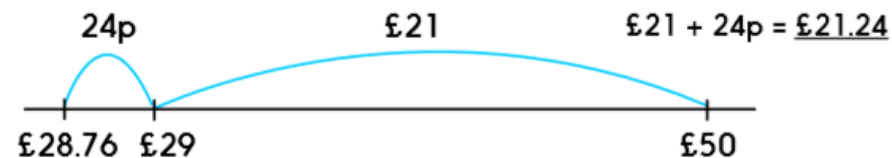
Number lines are useful when working with time. You don't have to think about the columns.



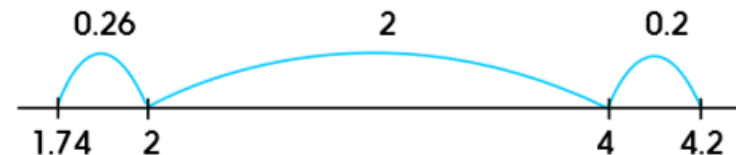
Compact column subtraction for numbers with up to 5 digits. e.g. 16,324 - 8516.

$$\begin{array}{r}
 0 \quad 15 \quad 13 \quad 1 \quad 14 \\
 - \cancel{8} \quad \cancel{5} \quad \cancel{1} \quad \cancel{2} \quad \cancel{4} \\
 \hline
 8 \quad 5 \quad 1 \quad 6 \\
 \hline
 7 \quad 8 \quad 0 \quad 8
 \end{array}$$

Continue to use counting up subtraction for subtractions involving money, including finding change or, e.g. £50 - £28.76.



Use counting up subtraction to subtract decimal numbers. e.g. 4.2 - 1.74.



$$2 + 0.26 + 0.2 = 2.46$$

Subtracting fractions with related denominators.

e.g.  $1\frac{1}{4} - \frac{3}{8} = 1\frac{2}{8} - \frac{3}{8} = \frac{10}{8} - \frac{3}{8} = \frac{7}{8}$

Equivalent fractions are the basis for + and - fractions.

# Coppice Step 15

## Addition

### Using place value

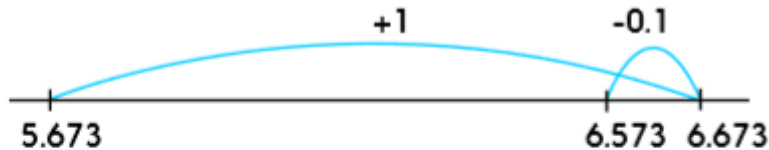
Count in 0.1s, 0.01s, 0.001s, e.g. knowing what 0.001 more than 6.725 is.  
Partitioning, e.g.  $9.54 + 3.25$  as  $9 + 3$  and  $0.5 + 0.2$  and  $0.04 + 0.05$  to get 12.79.

10s	1s	.	0.1s $\frac{1}{10}$ s	0.01s $\frac{1}{100}$ s
	9	.	5	4
	3	.	2	5
1	2	.	7	9

### Counting on

Add two decimal numbers by adding the ones then the tenths/hundredths or thousandths, e.g.  $6.314 + 3.006$  as  $6.314$  add 3 (9.314) then add 0.006 (9.32).

Add near multiples of 1, e.g.  $6.345 + 0.999$  or  $5.673 + 0.9$ .



Count on from large numbers, e.g.  $16,375 + 12,003$ .

### Using number facts

Number bonds to 1 and to the next multiple of 1, e.g.  $0.63 + 0.37$  or  $2.355 + 0.645$ .  
Add to next ten, e.g.  $4.62 + 0.38$ .

5	
4.62	?

## Subtraction

### Taking away

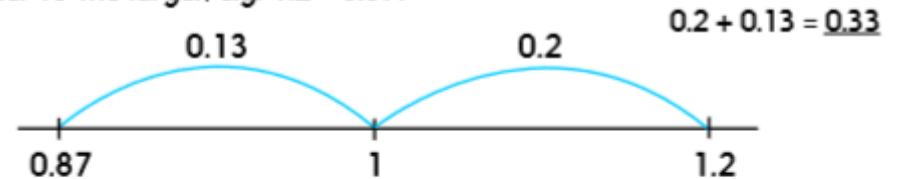
Use place value to subtract decimals, e.g.  $7.782 - 0.08$  or  $16.263 - 0.2$ , etc.  
Take away multiples of powers of 10, e.g.  $132,956 - 400$  or  $686,109 - 40,000$  or  $7.823 - 0.5$ .

Partition or count back, e.g.  $3964 - 1051$  or  $5.72 - 2.01$ .

Subtract near multiples, e.g.  $360,078 - 99,998$  or  $12.831 - 0.99$ .

### Counting up

Count up to subtract numbers from multiples of 10, 100, 1000, 10,000  
Find a difference between two decimal numbers by counting up from the smaller to the larger, e.g.  $1.2 - 0.87$ .



### Using number facts

Derived facts from number bonds to 10 and 100, e.g.  $0.1 - 0.075$  using  $75 + 25 = 100$  or  $5 - 0.65$  using  $65 + 35 = 100$ .

Number bonds to £1, £10 and £100, e.g.  $£7.00 - £4.37$  or  $£100 - £66.20$  using  $20p + 80p = £1$  and  $£67 + £33 = £100$ .

£100	
£67	£33

Subtracting by counting up is much less error prone.

Knowledge of number bonds underpins mental strategies.

# Coppice Step 15

## Written Addition

Compact column addition for adding several large numbers and decimals with up to two places.

Compact column addition with money.

$$\begin{array}{r} 154.75 \\ + 233.82 \\ \hline 388.57 \end{array}$$

$$\begin{array}{r} 21848 \\ + 1523 \\ \hline 23371 \end{array}$$

$$\begin{array}{r} \text{£ } 14.64 \\ \text{£ } 28.78 \\ + \text{£ } 12.26 \\ \hline \text{£ } 55.68 \end{array}$$

Children must be able to do expanded as well as compact to show understanding.

Adding fractions with unlike denominators

$$\frac{3}{4} + \frac{1}{3} = 1 \frac{1}{12} \quad \text{or} \quad 2 \frac{1}{4} + 1 \frac{1}{3} = 3 \frac{3}{7}$$

$$\frac{3}{4} + \frac{1}{3}$$

$$= \frac{9}{12} + \frac{4}{12}$$

$$= \frac{13}{12}$$

$$= 1 \frac{1}{12}$$

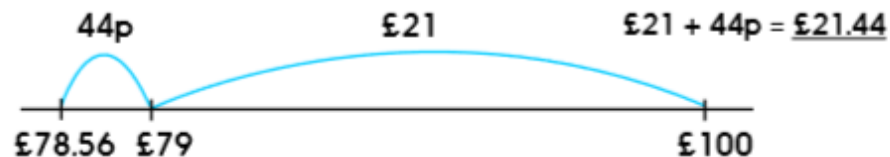
Understanding equivalent fractions is absolutely key here.

## Written Subtraction

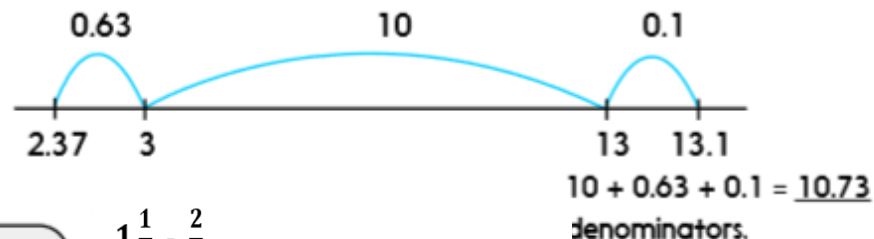
Compact column subtraction for large numbers.

$$\begin{array}{r} 214 \quad 715 \\ - 346 \quad 88 \\ \hline 164 \quad 58 \\ \hline 182 \quad 27 \end{array}$$

Use counting up subtraction when dealing with money, e.g. £100 - £78.56 or £45.23 - £27.57.



Use counting up subtraction to subtract decimal numbers, e.g. 13.1 - 2.37.



$$1 \frac{1}{4} - \frac{2}{3}$$

$$= \frac{5}{4} + \frac{2}{3}$$

$$= \frac{15}{12} - \frac{8}{12}$$

$$= \frac{7}{12}$$

Subtracting fractions with unlike denominators.

# Calculation policy: Multiplication and Division

Key language for multiplication: multiply, times, factor, multiple, product, groups of, lots of, equal

Key language for division: divide, share, group, sharing, grouping, equal

Multiplication and division are inverse operations. Right from the start, students should be taught these as related operations. There are four number sentences (two using  $\times$  and two using  $\div$ ) which can be written to express the relationship between 5 and 9 and 45. It is key to a good understanding of division that  $[ ] \times 5 = 45$  and  $45 \div 5 = [ ]$  are seen as ways of expressing the same question. Like in addition and subtraction, equations can be written with the “equals” symbol not necessarily at the end of an equation:  $5 = 45 \div 9$ .

The **product** is the number made when two (or more) numbers are multiplied together. Students should use the word **product** from Step 10 onwards. **Factors** are the numbers that can be multiplied to make a **product**. It is also important to relate multiplication and division to place value.

**A digit's true value should always be referenced.**

Here are some examples of how linking back to place value can support the teaching of multiplication and division.

- $40 \times 6 =$  -  
4 **ones**  $\times 6 = 24$  **ones** so that means that 4 **tens**  $\times 6 = 24$  **tens** which is **240**.
- $3600 \div 9 =$   
3600 is the same as 36 **hundreds**. 36 **hundreds**  $\div 9 = 4$  **hundreds**

# Progression

Step	
1	Equal groups (Size)
2	How many equal groups (Number)
3	Combining size and number of groups
4	Inefficiency of repeated addition → Multiplication
5	Notation and language of multiplication
6	Multiplication is Commutative
7	Securing times tables facts
8	Use variation to explore and deepen the concept (inc generalisation)
9	Written multiplication

# Factors, Multiples, Primes, Squares and Cubes

Throughout school, students encounter special numbers. Students should know and use the vocabulary and be confident identifying and working with the numbers relevant to their Coppice Step.

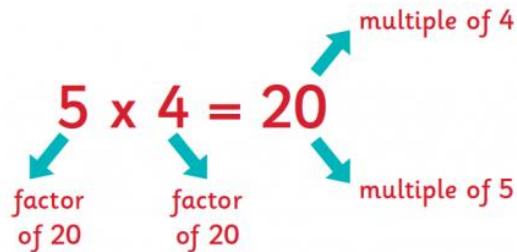
A **multiple** is a number that can be divided by another number without a remainder.

*A multiple of 3 is a number in the 3x table, a number in the pattern of counting in 3s.*

A **factor** is a number which can be multiplied with another to produce another number.

*Factors come in pairs, unless the number is a square number.*

Multiples and factors are best explained by using a number sentence such as the following:



A **prime number** is a number which has only 2 factors, 1 and itself.

*It does not appear in any multiplication tables other than its own.*

A **square number** is a number produced when a number is multiplied by itself.

*$3 \times 3 = 9$  so 9 is a square number. Square numbers have an odd number of factors for this reason.*

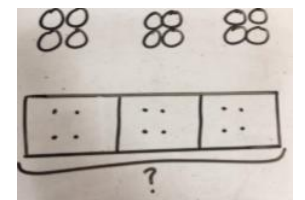
A **cubed number** is a number produced when a number is multiplied by itself and itself again.

*$3 \times 3 \times 3 = 27$  so 27 is a cubed number.*

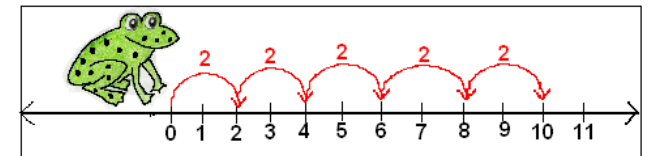
# Resources and Images for Multiplication and Division

All learners should use concrete and pictorial methods to both develop and show understanding. Particularly up to Coppice Step 11, where there are no formal methods for multiplication and division, students will be working with concrete objects and pictures. Students will record their work and show their methods by drawing pictures.



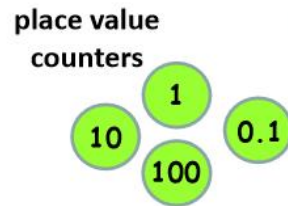
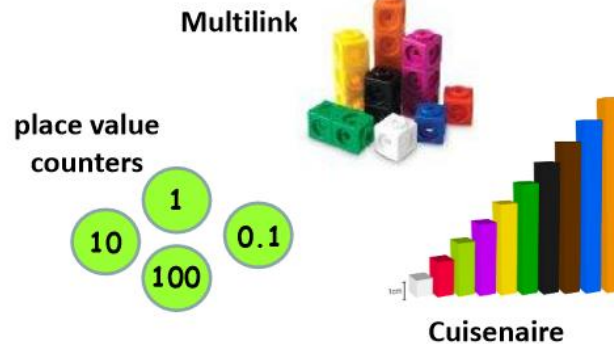
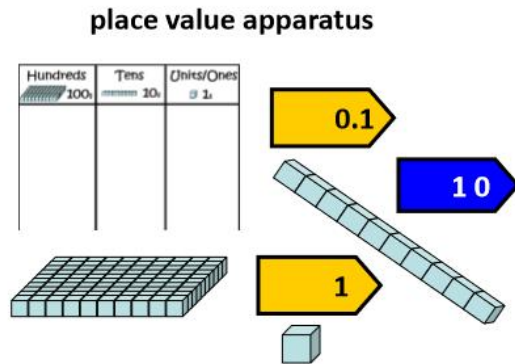
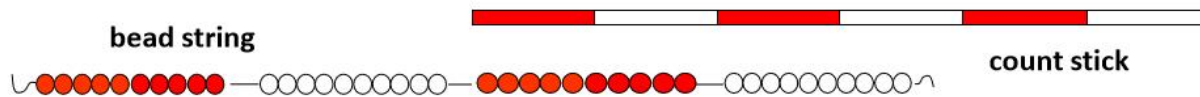
An important first step in the understanding of multiplication and division is understanding the concept of **equal groups**. Students will first use concrete objects and pictures to show their understanding of this.



Students will use objects and pictures to show their workings, especially those working up to Step 11.



For “clever counting” (counting in steps) a frog may be used to help students understand the strategy of horizontal jumps on a numberline



1	2	3	4	5	6	7	8	9	10
11	12	13	14	15	16	17	18	19	20
21	22	23	24	25	26	27	28	29	30
31	32	33	34	35	36	37	38	39	40
41	42	43	44	45	46	47	48	49	50
51	52	53	54	55	56	57	58	59	60
61	62	63	64	65	66	67	68	69	70
71	72	73	74	75	76	77	78	79	80
81	82	83	84	85	86	87	88	89	90
91	92	93	94	95	96	97	98	99	100

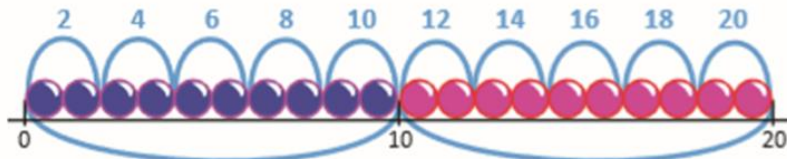
number grids 100 and 200

# Coppice Step 10

## Multiplication


### Counting in steps ('Clever' counting)

Count in 2s and 10s.



### Doubling and halving

Find doubles to double 6 using fingers.



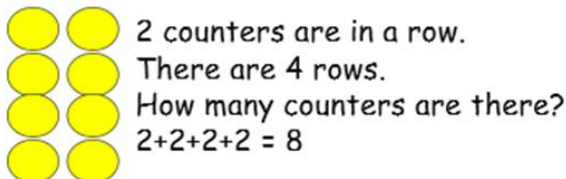
'Clever' counting is an excellent basis for multiplication and division.

### Grouping

Begin to use visual and concrete arrays and 'sets of' objects



There are 5 balloons in a group.  
There are 4 groups.  
 $5 + 5 + 5 + 5 = 20$   
4 lots of 5 = 20



2 counters are in a row.  
There are 4 rows.  
How many counters are there?  
 $2 + 2 + 2 + 2 = 8$

Children should be **unitising** to find totals: counting in groups, working towards using known facts.

Addition:  $(3) + (3) + (3) + (3) + (3) = (15)$  blocks

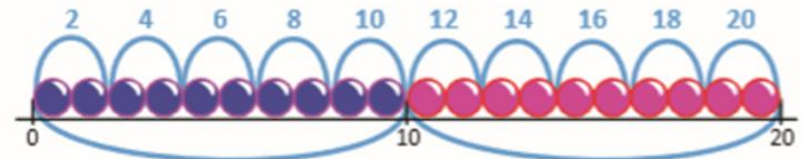
Multiplication:  $(3) \times (5) = (15)$  blocks

Some children may begin to use the multiplication symbol.

## Division

### Counting in steps ('Clever' counting)

Count in 2s, and 10s.



### Doubling and halving

Find half of even numbers up to 12 including realising that it is hard to halve an odd number.



### Grouping

Begin to use visual and concrete arrays and 'sets of' objects to find the answers to 'how many towers of 3 can I make with 12 cubes?'

### Sharing

Begin to find half of a quantity using sharing. e.g half of 16 cubes by giving one each repeatedly to two children.

Division must be presented as the inverse of multiplication (grouping).

Some children may begin to use the division symbol.

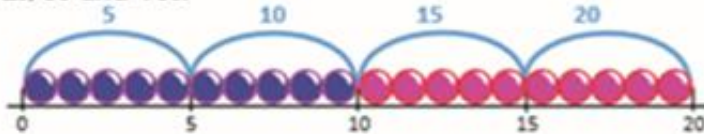


# Coppice Step 11

## Multiplication

### Counting in steps ('Clever' counting)

Count in 2s, 5s and 10s.



Begin to count in 3s.

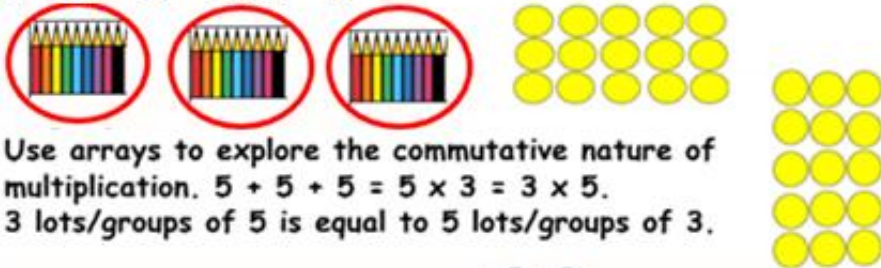
### Doubling and halving

Begin to know doubles of multiples of 5 to 100.  
e.g. double 35 is 70.

### Grouping

Use stem sentences:

There are \_\_\_ pencils in each packet. There are \_\_\_ packets.  
 $10 + 10 + 10 = 10 \times 3 = 30$



Use arrays to explore the commutative nature of multiplication.  $5 + 5 + 5 = 5 \times 3 = 3 \times 5$ .  
3 lots/groups of 5 is equal to 5 lots/groups of 3.

### Use number facts

Know doubles to double 20

$$\text{Double } 7 = 14$$



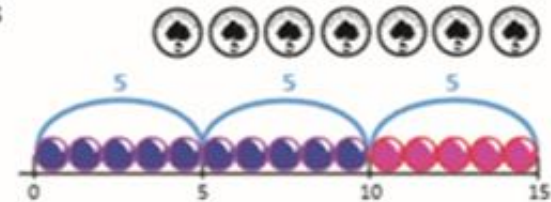
Start learning 2x, 5x, 10x tables, relating these to 'Clever counting' in 2s, 5s, and 10s, e.g.  $5 \times 10 = 50$ , and 10, 20, 30, 40, 50 is five steps in the tens count.

'Clever' counting is an excellent basis for multiplication and division.

## Division

### Counting in steps ('Clever' counting)

Count in 2s, 5s and 10s



### Doubling and halving

Find half of numbers up to 40, including realising that half of an odd number gives a remainder of 1 or an answer containing a  $\frac{1}{2}$ .

Begin to know half of multiples of 10 to 100, e.g. half of 70 is 35.

### Grouping

Relate division to multiplication by using arrays, objects and pictures. e.g. I have 20 sausages and I put 4 on each plate, many plates do I need? How many 4s are in 20?



### Sharing

Relate division to the sharing of a total into a given number of equal groups. Explore with concrete objects, materials, pictures and arrays.

e.g. the teacher has 30 pencils to share between 3 children. How many pencils do they get each?

The children will share the pencils equally between 3 groups.



### Using number facts

Know halves of even numbers to 24.

Know 2x, 5x and 10x division facts.

Begin to know 3x division facts.

half of 20 is...

20	
?	?

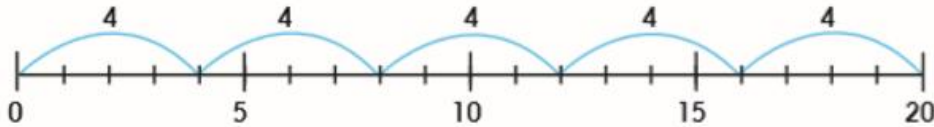
Division, grouping, is the inverse of multiplication.

# Coppice Step 12

## Mental Multiplication

### Counting in steps ('Clever' counting)

Count in 2s, 3s, 4s, 5s, 8s and 10s, e.g. colour the multiples on a 1-100 grid or use hops along a landmarked line.



### Doubling and halving

Find doubles to double 50 using partitioning. Use doubling as a strategy in multiplying by 2, e.g.  $18 \times 2$  is double 18 (36).

$$\begin{array}{r} 48 \\ 80 + 16 = 96 \end{array}$$

### Grouping

Recognise that multiplication is commutative, e.g.  $4 \times 8 = 8 \times 4$ . Multiply multiples of 10 by single-digit numbers, e.g.  $30 \times 8 = 240$ . Multiply friendly 2-digit numbers by single-digit numbers, e.g.  $13 \times 4$ .



Use dienes to show and explore the relationship between multiplication:

$3 \text{ ones} \times 8 = 24 \text{ ones}$  so  $30 \times 8 = 240$  because:  
 $3 \text{ tens} \times 8 = 24 \text{ tens}$  which is 240 ones, so 240.

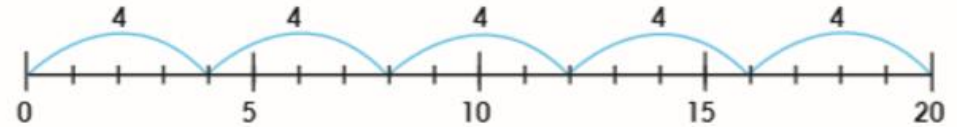
### Using number facts

Know doubles to 20 and doubles of multiples of 5 to 100, e.g. double 45 is 90.  
Know doubles of multiples of 5 to 100, e.g. double 85 is 170.  
Know 2x, 3x, 4x, 5x, 8x, 10x tables facts.

## Mental Division

### Counting in steps ('Clever' counting)

Count in 2s, 3s, 4s, 5s, 9s and 10s by colouring numbers on the 1-100 grid or using a landmarked line.



### Doubling and halving

Find half of even numbers to 100 using partitioning. Use halving as a strategy in dividing by 2, e.g.  $36 \div 2$  is half of 36.

$$\begin{array}{r} 36 \\ 15 + 3 = 18 \end{array}$$

### Grouping

Recognise that division is not commutative, e.g.  $16 \div 8$  does not equal  $8 \div 16$ . Relate division to multiplications 'with holes in', e.g.  $\square \times 5 = 30$  is the same calculation as  $30 \div 5 = ?$  thus we can count in 5s to find the answer. Divide multiples of 10 by single-digit numbers, e.g.  $240 \div 8 = 30$ .

### Using number facts

Know halves of even numbers to 40.

28	
?	?

Know halves of multiples of 10 to 200, e.g. half of 170 is 85.

Know 2x, 3x, 4x, 5x, 8x, 10x division facts.

Use division facts to find unit and simple non-unit fractions of amounts within the times tables, e.g.  $\frac{3}{4}$  of 48 is  $3 \times (48 \div 4)$ .

Doubling and halving form the basis of mental  $\times$  &  $\div$  strategies.

Number facts must be memorised and used on a daily basis.


# Coppice Step 12

## Written Multiplication

Using arrays to build understanding and make connections

Use arrays to help children understand the relationships between calculations.

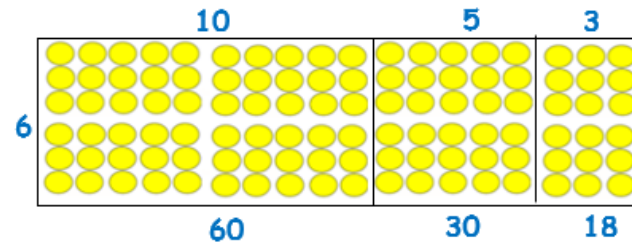
$$2 \times 3 = 6 \quad 4 \times 3 = 12$$



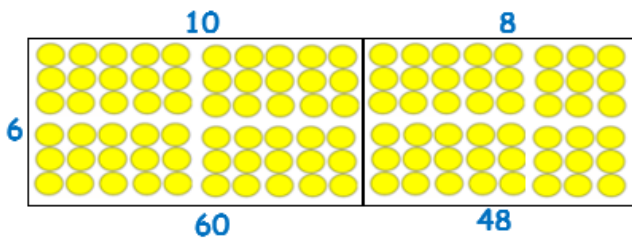
Encourage the exploration of arrays to make connections - that  $4 \times 3$  is double  $2 \times 3$  so the product is also double. What would  $8 \times 3$  be? Why? What would  $16 \times 3$  be? Why?

Progression towards grid multiplication

Use arrays to help children understand what the grid method is.



Children can explore partitioning the number in different ways, helping with their understanding of how multiplication tables link together.



Lead towards partitioning into the tens and the ones as in the abstract grid method.

Build on partitioning to develop grid multiplication.

x	20	8	=
4	80	32	112

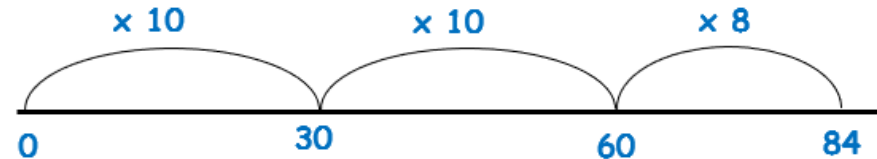
## Written Division

Connect division to multiplication to solve division calculations

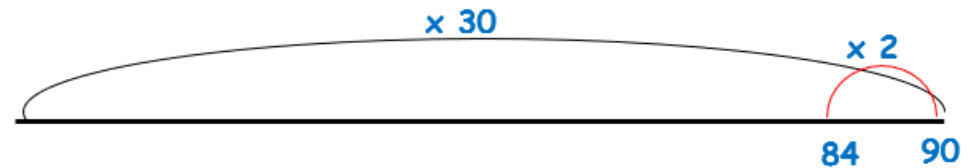
$$84 \div 3 = \text{How many 3s in 84?}$$

Use known facts, with numberline to reinforce understanding.

$$\begin{aligned} 3 \times 10 &= 30 \\ 3 \times 10 &= 30 \\ 3 \times 8 &= 24 \\ 3 \times 28 &= 84 \text{ so } 84 \div 3 = 28 \end{aligned}$$



Children can explore with different numberlines to find different ways of solving calculations.



$$3 \times 30 = 90 \text{ subtract } 3 \times 2 = 6 = 84$$

Connect fractions to division

Understand that fractions relate to division - that tenths is dividing by 10, quarters is dividing by 4 etc

Children will use division methods to find fractions of small amounts:

$$\frac{4}{10} \text{ of } 60 = 60 \div 10 \times 4$$

# Coppice Step 13

## Mental Multiplication

### Counting in steps (sequences)

Count in 2s, 3s, 4s, 5s, 6s, 7s, 8s, 9s, 10s, 11s, 12s, 25s, 50s, 100s and 1000s.

### Doubling and halving

Find doubles to double 100 and beyond using partitioning, e.g. double 226.

$$\begin{array}{c} 226 \\ / \quad \backslash \\ 400 + 40 + 12 = 452 \end{array}$$

Begin to double amounts of money, e.g. £3.50 doubled is £7.

Use doubling as a strategy in multiplying by 2, 4 and 8, e.g.  $34 \times 4 =$  double 34 (68) doubled again (136).

### Grouping

Use partitioning to multiply 2-digit numbers by single-digit numbers. Multiply multiples of 100 by single-digit numbers using tables facts, e.g.  $400 \times 8 = 3200$ .

Use dienes to show the relationship with place value.

4 ones  $\times$  8 = 32 ones so  $400 \times 8 = 3200$  because:

4 hundreds  $\times$  8 = 32 hundreds which is 3200 ones, so 3200.

Use the abstract grid method to show multiplying by rounding e.g.  $7 \times 19 = 7 \times 20 - 7$

		19	20
7	$7 \times 20 = 140$		
	$140 - 7 = 133$		

### Using number facts

Know times tables up to  $12 \times 12$ .

Facility in doubling and halving is key for mental  $\times$  and  $\div$  strategies.

## Mental Division

### Counting in steps (sequences)

Count in 2s, 3s, 4s, 5s, 6s, 7s, 8s, 9s, 10s, 11s, 12s, 25s, 50s, 100s and 1000s.

### Doubling and halving

Find halves of even numbers to 200 and beyond using partitioning.


344	
172	172

Begin to half amounts of money, e.g. £9 halved is £4.50.

Use halving as a strategy in dividing by 2, 4 and 8, e.g.  $164 \div 4$  is half of 164 (82) halved again (41).

### Grouping

Use multiples of 10 times the divisor to divide by numbers  $< 9$  above the tables facts, e.g.  $45 \div 3$ .



Divide multiples of 100 by single-digit numbers using division facts, e.g.  $3200 \div 8 = 4000$ .

### Using number facts

Know times tables up to  $12 \times 12$  and all related division facts.

Use division facts to find unit and non-unit fractions of amounts within the times tables, e.g.  $\frac{7}{8}$  of 56 is  $7 \times (56 \div 8)$ .

# Coppice Step 13

## Written Multiplication

Use grid multiplication to multiply 3-digit by 1-digit numbers.

x	200	50	3	= 1518
6	1200	300	18	

If children understand place value they can develop fluency.

### Formal Short Multiplication

Move from grid method to short multiplication to multiply 3-digit numbers by 1-digit numbers.

**127 x 6 = 762**

$$\begin{array}{r} 127 \\ \times 6 \\ \hline 42 \text{ (6x7)} \\ + 120 \text{ (6x20)} \\ \hline 600 \text{ (6x100)} \\ \hline 762 \end{array}$$

Use the expanded column method as a bridge from the grid method to the formal short method to demonstrate to children the place value. Use it as a teaching point towards children learning the short method.

Use the language of place value to ensure understanding. *6 x 7 ones is 42 ones, which is 4 tens and 2 ones, so the 4 is placed in the tens column and the 2 in the ones column.*

*6 x 2 tens is 12 tens, but we also have 4 tens already, making 16 tens. 16 tens is 1 hundred and 6 tens, so we place the 1 in the hundreds column.*

*6 x 1 hundred is 6 hundreds, plus the extra hundred we already have so we have 7 hundreds.*

$$\begin{array}{r} 127 \\ \times 6 \\ \hline 762 \\ \hline 14 \end{array}$$

Ensure the digits that are regrouped are written under the line in the correct column, smaller than the actual digits in the calculation.

## Written Division

Connect division to multiplication to solve division calculations

Build on work from year 3 to continue to understand division as the inverse of multiplication, using known facts to solve calculations.

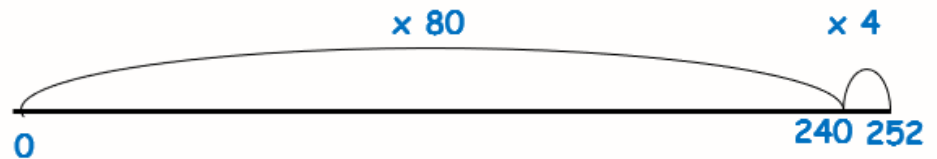
252 ÷ 3 = How many 3s in 252?

Use known facts and knowledge of partitioning, with a numberline to reinforce understanding.

$3 \times 80 = 240$

$3 \times 4 = 12$

$3 \times 84 = 252$  so  $252 \div 3 = 84$



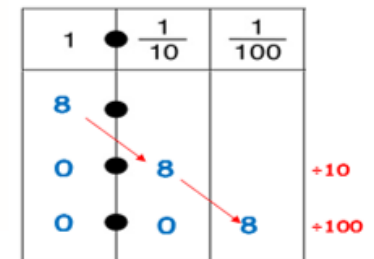
### Introduce the formal division layout

Using numbers under 100, introduce children to formal division, at first using partitioning and known facts.

$$10 + 4 = 14 \qquad 98 \div 7 = 14 \qquad 7 \overline{) 928}$$

Use a place value grid for dividing 1 digit numbers by 10 and 100

Identify the value of the digits in each number as ones, tenths and hundredths.



# Coppice Step 14

## Mental Multiplication

### Doubling and halving

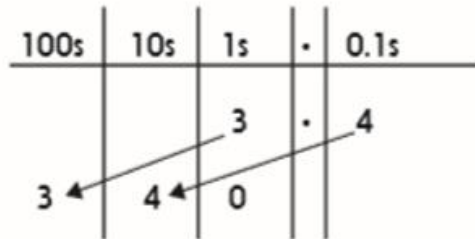
Double amounts of money using partitioning, e.g. £6.73 doubled is double £6 (£12) plus double 73p (£1.46).

Use doubling and halving as a strategy in multiplying by 2, 4, 8, 5 and 20, e.g.  $58 \times 5 = \frac{1}{2}$  of  $58 (29) \times 10 (290)$ .

$$\begin{array}{c} \text{£}6.73 \\ \swarrow \quad \searrow \\ \text{£}12 \quad + \quad \text{£}1.46 = \underline{\text{£}13.46} \end{array}$$

### Grouping

Multiply decimals by 10, 100, 1000, e.g.  $3.4 \times 100 = 340$ .



Use partitioning to multiply friendly 2-digit and 3-digit numbers by single-digit numbers, e.g.  $402 \times 6$  as  $400 \times 6 (2400)$  and  $2 \times 6 (12)$ .

Develop understanding of commutative law, associative law and distributive law to find "easy" routes to solve calculations

$$\begin{aligned} \text{e.g. } 5 \times 42 \times 4 &= 42 \times 20 = 42 \times 10 \times 2 \\ 25 \times 84 &= 84 \times 100 \div 4 = 8400 \div 4 \end{aligned}$$

### Using number facts

Use times tables facts up to  $12 \times 12$  to multiply multiples of the multiplier,  $6 \times 4 = 24$  so  $0.6 \times 4 = 6 \times 4 \div 10 = 2.4$

Partitioning remains a key skill throughout.

Learning times tables involves BOTH multiplication and division facts.

## Mental Division

### Doubling and halving

Halve amounts of money using partitioning, e.g. half of £14.84 as half of £14 and half of 84p.

$$\begin{array}{c} \text{£}14.84 \\ \swarrow \quad \searrow \\ \text{£}7 \quad + \quad 42\text{p} = \underline{\text{£}7.42} \end{array}$$

Use doubling and halving as a strategy in dividing by 2, 4, 8, 5 and 20, e.g.  $115 \div 5$  as double 115 ( $230$ )  $\div 10$ .

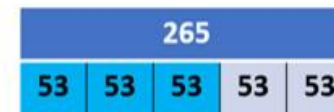
### Grouping

Divide numbers by 10, 100, 1000 to obtain decimal answers with up to three places, e.g.  $340 \div 100 = 3.4$ .

Use the 10th, 20th, 30th ... multiple of the divisor to divide friendly 2-digit and 3-digit numbers by single-digit numbers, e.g.  $186 \div 6$  as  $30 \times 6 (180)$  and  $1 \times 6 (6)$ .

Find unit and non-unit fractions of large amounts, e.g.  $\frac{3}{5}$  of 265 is  $3 \times (265 \div 5)$ .

Use the bar model when representing fractions of numbers.



### Using number facts

Use division facts from the times tables up to  $12 \times 12$  to divide multiples of powers of ten of the divisor, e.g.  $3600 \div 9$  using  $36 \div 9$ .

# Coppice Step 14

## Written Multiplication

Short multiplication of 2-digit, 3-digit and 4-digit numbers by 1-digit numbers.

$$\begin{array}{r} 127 \\ \times 6 \\ \hline 762 \\ \underline{14} \end{array}$$

$$\begin{array}{r} \pounds 1.27 \\ \times 6 \\ \hline \pounds 7.62 \\ \underline{14} \end{array}$$

The closer division is linked to multiplication the better.

Children may use column multiplication to solve money problems - though encourage children to use jottings and mental methods. Be clear on the place value of pounds and pence.

Multiply a 2-digit number by a 2-digit number, progressing to the multiplication of 2-digit number by a 3-digit and 4-digit number.

$$\begin{array}{r} 23 \\ \times 14 \\ \hline 92 \quad (23 \times 4) \\ 230 \quad (23 \times 10) \\ \hline 322 \end{array}$$

$$\begin{array}{r} 3250 \\ \times 26 \\ \hline 19500 \\ + 65000 \\ \hline 84500 \end{array}$$

Visual images are essential to multiplying and dividing fractions.

Ensure that children have a clear understanding of why the zero - place holder - is needed. Children can use grid multiplication to check their solutions; being confident in both methods is great.

### Multiplying fractions

Children should connect multiplying proper and mixed fractions by a whole number to repeated addition and use visuals to aid understanding.

$$\frac{1}{6} \times 4 = \frac{1}{6} + \frac{1}{6} + \frac{1}{6} + \frac{1}{6} = \frac{4}{6} = \frac{2}{3}$$

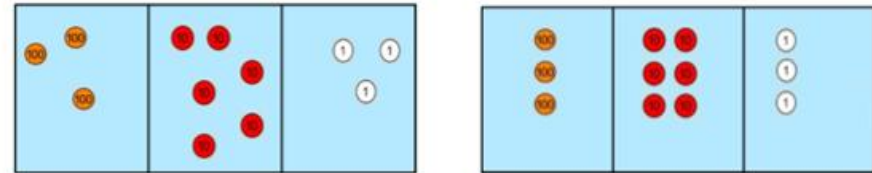


## Written Division

Short division of 3-digit and 4-digit numbers by single-digit numbers.

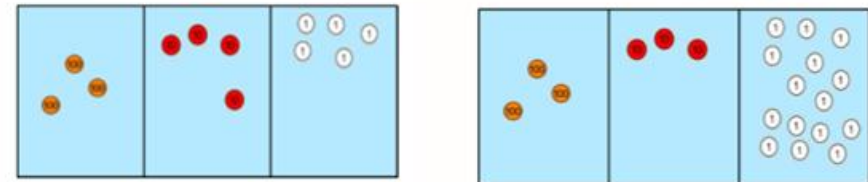
$$\begin{array}{r} 1264 \\ 6 \overline{) 7584} \end{array}$$

Children who are struggling to grasp the method from year 4 may use place value counters to aid understanding.



$163 \div 3$  is seeing "how many groups of 3" are in 163. Children can use counters to make groups of 3.  $163 \div 3 = 121$ .

Children can use counters to help understand exchanging where a full group cannot be made.  $345 \div 3 =$



$$\begin{array}{r} 115 \\ 3 \overline{) 345} \end{array}$$

$$432 \div 5 = 86 \text{ r}2$$

$$\begin{array}{r} 86 \text{ r}2 \\ 5 \overline{) 432} \end{array}$$

Children will learn to express the remainder as a fraction - the remainder divided by the divisor.

$$432 \div 5 = 86\frac{2}{5}$$

# Coppice Step 15

## Mental Multiplication

### Doubling and halving

Double decimal numbers with up to 2-places using partitioning, e.g. 36.73 doubled is double 36 (72) plus double 0.73 (1.46).

$$\begin{array}{c} 36.73 \\ / \quad \backslash \\ 72 \quad + \quad 1.46 = \underline{73.46} \end{array}$$

Use doubling and halving as strategies in mental multiplication.

### Grouping

Use partitioning as a strategy in mental multiplication, as appropriate, e.g.  $3060 \times 4$  as  $(3000 \times 4) + (60 \times 4)$  or  $8.4 \times 8$  as  $8 \times 8$  (64) and  $0.4 \times 8$  (3.2)

Use factors in mental multiplication, e.g.  $421 \times 6$  as  $421 \times 3$  (1263) doubled (2526) or  $3.42 \times 5$  as half of  $3.42 \times 10$ .

Multiply decimal numbers using near multiples by rounding, e.g.  $4.3 \times 19$  as  $4.3 \times 20$  (86 – 4.3).

### Using number facts

Use times tables facts up to  $12 \times 12$  in mental multiplication of large numbers or numbers with up to two decimal places,

e.g.  $6 \times 4 = 24$  and  $0.06 \times 4 = 0.24$ .

Understanding how to partition numbers underpins many calculation strategies.

Division as grouping, i.e. the inverse of multiplication, is a key concept.

## Mental Division

### Doubling and halving

Halve decimal numbers with up to 2-places using partitioning, e.g. half of 36.86 is half of 36 (18) plus half of 0.86 (0.43).

$$\begin{array}{c} 36.86 \\ / \quad \backslash \\ 18 \quad + \quad 0.43 = \underline{18.43} \end{array}$$

Use doubling and halving as strategies in mental division, e.g.  $216 \div 4$  is half of 216 (108) and half of 108 (54).

### Grouping

Use 10th, 20th, 30th, ... or 100th, 200th, 300th ... multiples of the divisor to divide large numbers, e.g.  $378 \div 9$  as  $40 \times 9 = 360$  and  $2 \times 9 = 18$  so, the answer is 42.

$$\begin{aligned} 378 \div 9 &= \underline{\quad} \times 9 = 378 = 9 \times \underline{\quad} = 378 \\ 9 \times 40 &= 360 \\ 9 \times 2 &= 18 \\ 9 \times 42 &= 378 \text{ so } 378 \div 9 = 42 \end{aligned}$$

Use test for divisibility, e.g. 135 divides by 3 as  $1 + 3 + 5 = 9$  and 9 is in the 3x table.

### Using number facts

Use division facts from the multiplication tables to help divide decimal numbers by single digit numbers

e.g.  $9.6 \div 8 = 96 \div 8 \div 10 = 12 \div 10 = 1.2$

# Coppice Step 15

## Written Multiplication

Short multiplication of 2-digit, 3-digit and 4-digit numbers by 1-digit numbers.

$$\begin{array}{r} 127 \\ \times 6 \\ \hline 762 \\ \phantom{0}14 \end{array}$$

Short versions of multiplication and division are more important and useful than the long versions.

Long multiplication of 2-digit, 3-digit and 4-digit numbers by 2-digit numbers.


$$\begin{array}{r} 3250 \\ \times 26 \\ \hline 19500 \\ + 65000 \\ \hline 84500 \\ \phantom{00}1 \end{array}$$

Short multiplication of decimal numbers using  $\times 100$  and  $\div 100$ , e.g.  $13.72 \times 6$  as  $1372 \times 6 \div 100$ .

Short multiplication of money, e.g.  $\pounds 13.72 \times 6$  or  $\pounds 23.67 \times 3$ .

$$\begin{array}{r} \pounds 1.27 \\ \times 6 \\ \hline \pounds 7.62 \\ \phantom{00}14 \end{array}$$

Multiply proper and improper fractions by fractions, by using images to support understanding. Children should be encouraged to see the relationship between  $\times$  and  $of$ .



$$\frac{1}{3} \times \frac{1}{2} = \frac{1}{6}$$

$$\frac{1}{3} \text{ of } \frac{1}{2} = \frac{1}{6}$$

$$\frac{4}{5} \times \frac{2}{3} = \frac{8}{15}$$

When children understand, they can apply to larger non-unit fractions.

## Written Division

Short division of 3-digit and 4-digit numbers by single-digit numbers.

$$6 \overline{) 1264} \begin{array}{l} 210 \\ 6 \\ 4 \end{array}$$

Use knowledge of factor pairs to solve division calculations including 3-digit and 4-digit by a 2-digit number then use short division

$$7,848 \div 24$$

$$\begin{array}{l} 7848 \div 4 \div 6 \\ 7848 \div 2 \div 2 \div 6 \\ 2848 \div 2 \div 12 \end{array}$$

Long division of 3-digit and 4-digit numbers by two-digit numbers.

$$\begin{array}{r} 200+50+1 \\ 15 \overline{) 3765} \\ \underline{3000} \\ 765 \\ \underline{750} \\ 15 \end{array} \quad \begin{array}{r} \times 10 \times 100 \\ 15 \overline{) 00} \\ 30 \overline{) 00} \\ 45 \overline{) 00} \\ 60 \overline{) 00} \\ 75 \overline{) 00} \end{array}$$

Children write out the multiples and add a column for  $\times 10$  and  $\times 100$ . They pick the closest number to that being divided, writing the number of groups along the top and subtracting from the total until complete.

Divide fractions by whole numbers by using  $\frac{1}{6} \div 3$  imagery and context to support understanding.

$$\frac{1}{6} \div 3 = \frac{1}{6} \div \frac{3}{1} = \frac{1}{6} \times \frac{1}{3} = \frac{1}{18}$$

