



SUPERSONIC

Phonic Friends

Phonic Progression
Simple to the Complex



SUPERSONIC

Phonic Friends

Firm Foundations in Phonics 1

Firm Foundations in Phonics 1

General Sound Discrimination & Phonological Awareness

“The ability to hear the sounds in the words we speak”

No flashcards required

Firm Foundations in Phonics 1 gives children playful daily repeated experience, exposure and enjoyment of General Sound Discrimination (Environmental Sounds, Instrumental Sounds & Body Percussion) & Phonological Awareness (Rhythm and Rhyme, Alliteration & Oral Blending and Segmenting).


In order for a children to be ready for The Basics 1, they would need to demonstrate that they were able to tune in to, listen to and remember and talk about sounds. They would need to be skilled in Rhythm and Rhyme, Alliteration & Oral Blending and Segmenting before they start to look at the shapes of the letters on flashcards and begin their systematic, synthetic phonics journey.

NB: This Phase does not come to an end and phonological awareness continues from The Basics to The Higher Levels of Phonics and into Spelling Rules and Patterns.



Firm Foundations in Phonics 1

General Sound Discrimination		The Strands
Aspect 1	Environment Sounds	<ul style="list-style-type: none">• Tuning into sounds (auditory discrimination)• Listening and Remembering sounds (auditory memory and sequencing)• Talking about sounds (developing vocabulary and language comprehension)
Aspect 2	Instrumental Sounds	
Aspect 3	Body Percussion	
Phonological Awareness		
Aspect 4	Rhythm and Rhyme	
Aspect 5	Alliteration	
Aspect 6	Voice Sounds	
Aspect 7	Oral Blending & Segmenting	





SUPERSONIC

Phonic Friends

Reception

The Basics 2 & 3

The Basics 2

Listen, Recognise, Build, Read and Write



The Basics 2 teaches children at least one spelling for 18 of the 44 sounds of the English language. Children will use their auditory processing and memory skills from Firm Foundations in Phonics 1 to start to recognise the spellings for the sound with Sam, segment and build with Seb and Bill, read and blend with Rex and Ben and write with Ron. They will learn the early concepts of Choose to Use with Suze for a handful of multiple spellings for sounds.
























At the end of this Phase children will be able to hear up to 3 sounds in words, recognise spellings and read and write simple CVC words with the 18 spellings for sounds. They will be able to read decodable texts with The Basics 2 spellings and make phonetically plausible attempts in their emerging stages of spelling in their writing journey.




Securing The Basics 2

Tricky Words

CVC

Securing The Basics 2		Tricky Words	
CVC			
Group 1	  s a t p  	N/A	
Group 2	  i n m d  	I is	
Group 3	  g o c k  	the to	
Group 4	  c k e u r  	go no	
Group 5	  h b f l  	has his as	
Group 6	  ll ff ss 	of into	



The Basics 3



- Recognise, Build, Read and Write

The Basics 3 teaches children the spellings for the further 26 of the 44 sounds of the English language. Children will use their auditory processing and memory skills from Firm Foundations in Phonics 1 and The Basics 2 skills to continue to recognise the spellings for the sound with Sam, segment and build with Seb and Bill, read and blend with Rex and Ben and write with Ron. They will continue to learn the early concepts of Choose to Use with Suze for some further multiple spellings for sounds and an introduction to Switch it with Mitch for alternative pronunciations of spellings for sounds. Children will learn their tricky words with Tess and read nonsense words with Nan.




























At the end of this phase children will be able to hear up to 3 sounds in words, recognise spellings and read and write simple and complex CVC words with the 44 spellings for sounds. They will be able to read decodable texts with The Basics 2 and 3 spellings and make phonetically plausible attempts in their early stages of spelling in their writing journey.



Securing The Basics 3

Tricky Words

CVC

Group 1	  j v w x  	her was you
Group 2	  y z zz qu  	he she we me be
Group 3	  ch sh th ng  	they my by
Group 4	  ai ee igh oa  	are all
Group 5	  oo oo ar or  	some come
Group 6	  ur ow oi er  	so do
Group 7	  ure ear air 	little out





SUPERSONIC

Phonic Friends

Year 1

Adjacent Consonants &
The Higher Levels

The Basics 4 Recognise, Build, Read and Write



Moving from 3 sounds (CVC) to four plus (CVCC, CCVC, CCVCC, CCCVCC)






The Basics 4 teaches children to be able to hear more than 3 sounds in a word. They will continue to embed their mastery of The Basics 2 and 3 spellings for sounds in words and progress to 4, 5 and 6 sounds in a word. They will be supported by Magic Mack and Jazzy Jack who will help them hear the tricky adjacent consonants that are challenging to hear in words of more than 3 sounds. Children will learn their tricky words with Tess and read nonsense words with Nan.

At the end of this phase, children will be able to hear more than 3 sounds in words, recognise spellings and read and write CVC, CVCC, CCVC, CCVCC, CCCVC words with the 44 spellings for sounds of the English Language. They will be able to read decodeable texts with The Basics 2 and 3 spellings with adjacent consonants and make phonetically plausible attempts in their evolving stages of spelling in their writing journey.



Securing The Basics 4 Adjacent Consonants

Tricky Words

Group 1	CVCC 	were what like have
Group 2	CVCC & Polysyllabic 	there here said one
Group 3	CCVC 	house when our your
Group 4	CCVC & Polysyllabic 	love school
Group 5	CCVCC CCCVCC & Polysyllabic 	then them that this



The Higher Levels of Phonics 5 c & b – Recognise, Build, Read and Write



Choose to Use and Switch it

The Higher Levels of Phonics teaches children the concept that there are more than one spelling for a sound that they can hear in a word. With the help of Choose to Use Suze, they will find out all about 'sounds the same but looks different' and cool and not so cool choose to use spelling rules for the 44 sounds of the English Language.

With the help of Switch it Mitch, they will also find out all about 'looks the same, sounds different' and switch it spelling sounds where one spelling can make up to 2 different sounds in words.

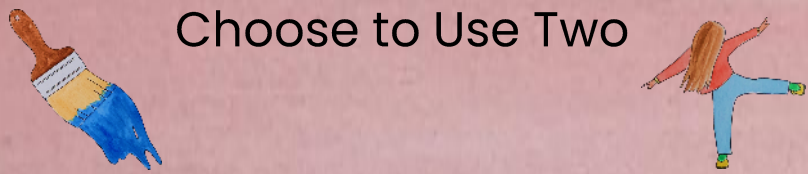


Children will learn their tricky words with Tess and read nonsense words with Nan.

At the end of this phase children will be able to choose to use spellings of the 44 sounds in the English Language. They will also be able to switch spellings and sounds for alternative pronunciations. They will be able to read decodeable texts with The Basics to The Higher Levels spellings including adjacent consonants and make more accurate attempts in their further stages of spelling in their writing journey.

The Higher Levels

Choose to Use Spellings




Tricky Words

<p>Group 1</p> <p>Choose to Use Two</p> 	<p>ai and ay</p> <p>ee and ea</p> <p>igh and ie</p> <p>oa and oe</p> <p>oo and ue</p>	<p>their people Mr Mrs</p>
<p>Group 2</p> <p>Choose to Use – Split digraph</p> 	<p>ai ay and a_e</p> <p>ee ea and e_e</p> <p>igh ie and i_e</p> <p>oa oe and o_e</p> <p>oo and ue and u-e</p>	<p>Oh these friend asked</p>
<p>Group 3</p> <p>Choose to Use Two</p> 	<p>oi and oy</p> <p>ur and ir</p> <p>ow and ou</p> <p>or and aw</p> <p>w and wh</p>	<p>where today once</p>



The Higher Levels Choose to Use Spellings

Tricky Words

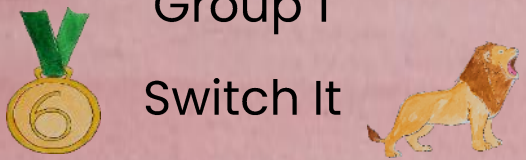
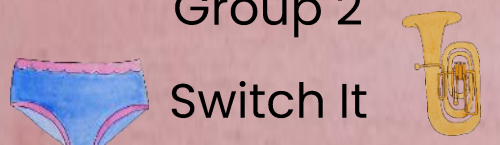
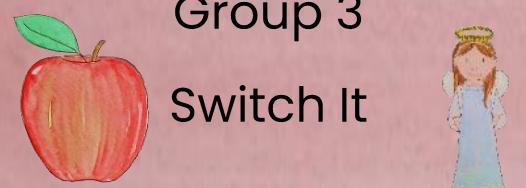
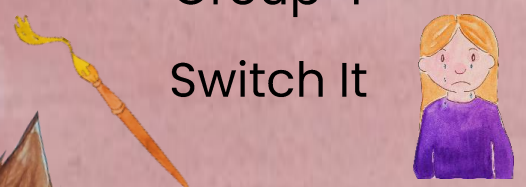
<p>Group 4</p> <p>Choose to Use Two & Three</p> 	<p>air and are</p> <p>n and kn</p> <p>r and wr</p> <p>f and ff and ph</p> <p>or aw and au</p>	<p>could should would called</p>
<p>Group 5</p> <p>Choose to Use Three and Four</p> 	<p>n kn and gn</p> <p>or aw au and ore</p> <p>ee ea e_e and ey</p> <p>ee ea e_e ey and y</p> <p>oo ue u_e and ew</p>	<p>looked son says want</p>
<p>Group 6</p> <p>Choose to Use</p> 	<p>air, are and ear</p> <p>ur, ir and or</p> <p>ch and tch</p> <p>j and dge</p> <p>ur, ir, or and er</p>	<p>after half only with</p>



The Higher Levels

Switch it Spell Sounds

Tricky Words

 <p>Group 1 Switch It</p>	i	sixth and wild	does goes tall call small laughed
	o	frog and old	
	c	crisp and cement	
	g	growl and gem	
 <p>Group 2 Switch It</p>	u	underpants and tuba	why over above live please
	ow	clown and yellow	
	ie	pie and chief	
	ea	dream and bread	
 <p>Group 3 Switch It</p>	a	apple and angel	water because break work
	a	apple angel and watch	
	ou	mouse and mouldy	
	o	frog old and monk	
 <p>Group 4 Switch It</p>	y	yellow and cry	who any many move eye
	y	yellow cry and crystal	
	ch	children and chef	
	ch	children chef and chorus	
	ou	mouse mouldy and soup	





SUPERSONIC

Phonic Friends

Year 2

Spelling Rules & Appendices

Year 1 & 2



Spelling Rules & Appendices Read and Write

Suze's Spelling Rules & Patterns

Suze's Spelling Rules & Patterns will teach children very specific spelling rules, adding prefixes and suffixes, adding ending to words such as plurals and ing, ed, er, est and compound words. They will also learn some further rarer choose to use spellings for the 44 sounds of the English Language.

Children will learn their tricky words with Tess.

At the end of this phase children will be able to choose to use spellings of the 44 sounds in the English Language. They will also be able to switch spellings and sounds for alternative pronunciations. They will be able to read texts with The Basics to The Higher Levels spellings, spelling patterns and rules including adjacent consonants and make more accurate attempts in their further stages of spelling in their writing journey.

Spelling Patterns & Rules

Common Exception Words

Year 1 Appendices


<p>Adding s and es to words (plural of nouns and the third person singular of verbs)</p>	<p>cats dogs rocks churches beaches watches</p>	<p>door floor poor because find kind mind behind child children* wild climb most only both old cold gold hold told every everybody even great break steak pretty beautiful after fast last past father class grass pass plant path bath hour move prove improve sure sugar eye could should would who whole any many clothes busy people water again half money Mr Mrs parents Christmas</p>
<p>Adding the endings -ing -ed to verbs where no change is needed to the root word</p>	<p>yelling cooking glowing washed shouted quacked</p>	
<p>Adding -er and -est to adjectives where no change is needed to the root word</p>	<p>brighter younger neater softer sharper greener</p>	
<p>Adding the prefix -un</p>	<p>unzip unlucky untidy</p>	
<p>Compound words</p>	<p>playground snowman raincoat</p>	



Spelling Patterns & Rules
Year 2 Appendices

Common Exception Words

Adding -es to nouns and verbs ending in -y	ladies babies countries	door floor poor because find kind mind behind child children* wild climb most only both old cold gold hold told every everybody even great break steak pretty beautiful after fast last past father class grass pass plant path bath hour move prove improve sure sugar eye could should would who whole any many clothes busy people water again half money Mr Mrs parents Christmas
Adding -ed -ing -er and -est to a root word ending in -y with a consonant before it.	studying drying flying carried hurried married cheekier dirtier sunnier craziest thirstiest angriest	
Adding the endings -ing -ed -er -est and -y to words ending in -e with a consonant before it	baked cycled phoned loving joking gluing juicy shiny lazy cuter braver wider largest wisest finest	
Adding -ing -ed -er -est and -y to words of one syllable ending in a single consonant letter after a single vowel letter	yapped clapped shopped running wrapping gripping sunny funny snappy sadder dimmer winner swimmer thinnest fittest flattest	
The suffixes - less -ness -ment -ful and -ly	homeless fearless speechless sadness kindness madness payment assessment enjoyment playful joyful helpful kindly bravely brightly	



Spelling Patterns & Rules

Year 2 Appendices

Common Exception Words

Year

The /l/ or /əl/ sound spelt -le at the end of words

table apple bottle little

The /l/ or /əl/ sound spelt -el at the end of words

easel jewel travel tunnel

The /l/ or /əl/ sound spelt -al at the end of words

pedal medical animal arrival

Words ending -il

pencil fossil nostril pupil

The /dʒ/ sound spelt as ge and dge at the end of words, and sometimes spelt as g elsewhere in words before e, i and y
j/dge/ge

badge hedge bridge

The /ɔ:/ sound spelt a before l and ll
/a/ as in /or/

talk call ball tall

The /ɔ:/ sound spelt ar after w
/ar/ as in /or/

swarm warm reward award

The /z/ sound spelt s
/s/ as in /zh/

treasure television casual

door floor poor because find
kind mind behind child
children* wild climb most only
both old cold gold hold told
every everybody even great
break steak pretty beautiful
after fast last past father class
grass pass plant path bath
hour move prove improve sure
sugar eye could should would
who whole any many clothes
busy people water again half
money Mr Mrs parents
Christmas



Spelling Patterns & Rules Year 2 Appendices		Common Exception Words Year
Words ending in -tion	fiction motion national section	door floor poor because find kind mind behind child children* wild climb most only both old cold gold hold told every everybody even great break steak pretty beautiful after fast last past father class grass pass plant path bath hour move prove improve sure sugar eye could should would who whole any many clothes busy people water again half money Mr Mrs parents Christmas
Contractions	can't didn't hasn't couldn't it's I	
The possessive apostrophe (singular nouns)	Harry's farmer's the man's the table's	
Homophones and near-homophones	there/their/they're here/hear quite/quiet see/sea bare/bear one/won sun/son to/too/two, be/bee blue/blew night/knight	

