







Curriculum Overview: Art Cycle B




Art at Corpus Christi Catholic Primary




**"It took me four years to paint like Raphael, but a lifetime to paint like a child."
Pablo Picasso**




	Autumn	Spring	Summer
Rec	 <p>Linked Artist - Hanoch Piven</p>	 <p>Linked Artists - Megan Coyle</p>	 <p>Linked Artists - Julie Wilson</p>
	<p><u>We are draughtsmen.</u> <u>Marvellous Marks</u></p> <p><u>ELG</u> <u>Physical development</u> Develops small motor skills so that they can use a range of tools competently, safely and confidently. Develop the foundations of a handwriting style which is fast, accurate and efficient. Develop overall body-strength, balance, co-ordination and agility. <u>ELG: Fine Motor Skills:</u> Use a range of small tools, including scissors, paint brushes and cutlery. <u>ELG: Fine Motor Skills:</u> Begin to show accuracy and care when drawing.</p> <p><u>Expressive arts and design</u></p>	<p><u>We are painters.</u> <u>Paint my World.</u></p> <p><u>ELG</u> <u>Physical development</u> Develop small motor skills so that they can use a range of tools competently, safely and confidently. <u>ELG:</u> Begin to show accuracy and care when drawing. <u>ELG:</u> Use a range of small tools, including scissors, paint brushes and cutlery.</p> <p><u>Expressive arts and design</u> Explore, use and refine a variety of artistic effects to express ideas and feelings. Listen attentively, move to and talk about music, expressing their feelings and responses. <u>ELG: Creating with materials:</u> Safely use and explore a variety of materials, tools and techniques, experimenting with colour, design, texture, form and function.</p>	<p><u>We are sculptors.</u> <u>Creation Station</u></p> <p><u>ELG</u> <u>Physical development</u> Develop their small motor skills so that they can use a range of tools competently, safely and confidently. Develop overall body-strength, balance, coordination and agility. <u>ELG:</u> Use a range of small tools. <u>ELG:</u> Begin to show accuracy and care when drawing.</p> <p><u>Expressive arts and design</u> Explore, use and refine a variety of artistic effects to express ideas and feelings. Return to and build on their previous learning, refining ideas and developing their ability to represent them. <u>ELG: Creating with materials:</u></p>

<p>Explore, use and refine a variety of artistic effects to express ideas and feelings.</p> <p><u>ELG: Creating with materials:</u> Safely use and explore a variety of materials, tools and techniques, experimenting with colour, design, texture, form and function.</p> <p><u>ELG: Creating with materials:</u> Safely use and explore a variety of materials, tools and techniques, experimenting with colour, design, texture, form and function.</p> <p><u>Characteristics of effective learning</u> Playing and exploring.</p>	<p><u>ELG: Creating with materials:</u> Share their creations, explaining the process they have used.</p> <p><u>Characteristics of effective learning</u> Playing and exploring.</p>	<p>Safely use and explore a variety of materials, tools and techniques, experimenting with colour, design, texture, form and function.</p> <p><u>ELG: Creating with materials:</u> Share their creations, explaining the process they have used.</p>
---	--	---




	Autumn	Spring	Summer
Year 1	<p>Drawing Make your Mark</p>  <p>Wassily Kandinsky and Beatriz Milhazes</p>	<p>Painting and mixed media Colour Splash</p>  <p>Georgia O'Keefe Joan Miro</p>	<p>Sculpture and 3D Paper Play</p>  <p>Nancy McCrosky</p>
	<p><u>We are draughtsmen.</u></p> <p>I can explore mark making, experiment with drawing lines and use 2D shapes to draw.</p> <p>I can explore drawing techniques, begin to apply tone to describe form, develop skill and control with a range of drawing materials.</p>	<p><u>We are Painters and Printers.</u></p> <p>I can develop skill and control when painting. I can paint with expression.</p> <p>I can further improve skill and control when painting. I can paint with creativity and expression.</p>	<p><u>We are Sculptors.</u></p> <p>I can learn a range of materials and techniques such as clay, sketching, printing and collage.</p> <p>I can use a range of materials to design and make products including craft, weaving, printmaking, sculpture and clay.</p>



	Autumn	Spring	Summer
Year 2	<p>Drawing Tell a story.</p>  <p>Roger Hargreaves</p>	<p>Painting and mixed media Life in colour</p>  <p>Paul Klee Jasper Johns</p>	<p>Sculpture and 3D Clay Houses</p>  <p>Rachel Whiteread</p>
	<p><u>We are draughtsmen.</u></p> <p>I can explore mark making, experiment with drawing lines and use 2D shapes to draw.</p> <p>I can explore drawing techniques, begin to apply tone to describe form, develop skill and control with a range of drawing materials.</p>	<p><u>We are Painters and Printers</u></p> <p>I can develop skill and control when painting. I can paint with expression.</p> <p>I can further improve skill and control when painting. I can paint with creativity and expression.</p>	<p><u>We are Sculptors.</u></p> <p>I can learn a range of materials and techniques such as clay, sketching, printing and collage.</p> <p>I can use a range of materials to design and make products including craft, weaving, printmaking, sculpture and clay.</p>

	Autumn	Spring	Summer
Year 3	<p>Drawing Growing Artists</p>  <p>Maud Purdy</p>	<p>Craft and design Ancient Greek Vases</p>  <p>Magdalene Odundo</p>	<p>Sculpture and 3D Abstract Shape and Space</p>  <p>Anthony Caro Ruth Asawa</p>
	<p>I can develop drawing skills by drawing from direct observation, applying and using geometry and tonal shading when drawing. Use a range of drawing media.</p> <p><i>I can draw still life from observation and for mark making. Further develop understanding of geometry and mathematical proportion when drawing.</i></p>	<p>I can increase skill and control when painting. I can apply greater expression and creativity to own paintings.</p> <p><i>I can develop skill and control when painting. I can paint with expression. I can analyse painting by artists.</i></p>	<p>I can use materials such as paper weaving, tie dying, sewing and other craft skills to design and make products.</p> <p><i>I can make art from recycled materials, create sculptures, print and create using a range of materials. I can learn how to display and present work.</i></p>

	Autumn	Spring	Summer
Year 4	<p>Drawing Power Prints</p>  <p>Henri Matisse</p>	<p>Painting and mixed media Light and Dark</p>  <p>Audrey Flack</p>	<p>Sculpture and 3D Mega Materials</p>  <p>Barbara Hepworth Sokari Douglas Camp</p>

<p>I can develop drawing skills by drawing from direct observation, applying and using geometry and tonal shading when drawing. Use a range of drawing media.</p> <p>I can draw still life from observation and for mark making. Further develop understanding of geometry and mathematical proportion when drawing.</p>	<p>I can increase skill and control when painting. I can apply greater expression and creativity to own paintings.</p> <p>I can develop skill and control when painting. I can paint with expression. I can analyse painting by artists.</p>	<p>I can use materials such as paper weaving, tie dying, sewing and other craft skills to design and make products.</p> <p>I can make art from recycled materials, create sculptures, print and create using a range of materials. I can learn how to display and present work.</p>
--	--	---

	Autumn	Spring	Summer
Year 5	<p>Drawing I need Space.</p>  <p>Teis Albers</p>	<p>Painting and mixed media Portraits</p>  <p>Frida Kahlo Vincent Van Gogh</p>	<p>Sculpture and 3D Interactive Installation</p>  <p>Zaha Hadid</p>
	<p>I can draw still life from observation and for mark making. Further develop understanding of geometry and mathematical proportion when drawing.</p> <p>I can control brush strokes and apply tints and shades when painting. I can paint with greater skill and expression.</p>	<p>I can develop skill and control when painting. I can paint with expression. I can analyse painting by artists.</p> <p>I can further develop drawing from observation. I can draw using perspective, mathematical processes, design, detail and line.</p>	<p>I can draw still life from observation and for mark making. Further develop understanding of geometry and mathematical proportion when drawing. I can further develop drawing from observation. I can draw using perspective, mathematical processes, design, detail and line.</p>

	Autumn	Spring	Summer
Year 6	<p>Craft and design Photo Opportunity</p>  <p>Derek O. Boateng</p>	<p>Drawing Making my voice heard</p>  <p>Picasso</p>	<p>Sculpture and 3D Making Memories</p>
	<p>I can control brush strokes and apply tints and shades when painting. I can paint with greater skill and expression.</p>	<p>I can further develop drawing from observation. I can draw using perspective, mathematical processes, design, detail and line.</p> <ul style="list-style-type: none"> • Gestural and expressive ways to make marks. • Effects different materials make. • The effects created when drawing into different surfaces <p>How to:</p> <ul style="list-style-type: none"> • Use symbolism as a way to create imagery. • Combine imagery into unique compositions. • Achieve the tonal technique called chiaroscuro. • Make handmade tools to draw with. • Use charcoal to create chiaroscuro effects. 	<p>I can learn and apply new drawing techniques such as negative drawing, chiaroscuro, expression, sketching and still life</p>