







Curriculum Overview
Spanish at Corpus Christi Catholic Primary School
We are citizens of the world!

Year Group	Autumn 1	Autumn 2	Spring 1	Spring 2	Summer 1	Summer 2
3						
	<p>Vocabulario básico y Fonética</p> <ul style="list-style-type: none"> • Be introduced to some classroom commands. • Be introduced to the vowel sounds in Spanish • Be introduced to consonants in Spanish • Be introduced new letter strings in Spanish • Say some letters of the alphabet. 	<p>Los Animales</p> <ul style="list-style-type: none"> • Be introduced to ten animals in Spanish • Match all the new Spanish words to the appropriate picture • Remember the words for at least five animals in Spanish unaided • Attempt to spell at least three animals correctly in Spanish 	<p>Las Verduras</p> <ul style="list-style-type: none"> • Name and recognise up to 10 vegetables in Spanish. • Attempt to spell some of these nouns (including the correct article) • Learn simple vocabulary to facilitate a role play about buying vegetables from a market stall. • Say if they would like one kilo or a half kilo of a particular vegetable or selection of vegetables. 	<p>La fruta</p> <ul style="list-style-type: none"> • Name and recognise up to 10 fruits in Spanish. • Attempt to spell some of these nouns. • Ask somebody in Spanish if they like a particular fruit. • Say what fruits they like and dislike. 	<p>Caperucita Roja</p> <ul style="list-style-type: none"> • Sit and listen attentively to a familiar fairy tale in Spanish. • Use picture and word cards to recognise and retain key vocabulary from the story • Name and spell at least three parts of the body in Spanish as seen in the story. 	<p>Puedo...</p> <ul style="list-style-type: none"> • Recognise some common Spanish verbs/activities. • Use these verbs to convey meaning in English by matching them to their appropriate picture. • Use these verbs in the infinitive with puedo...



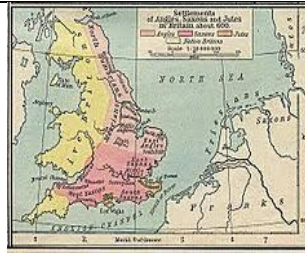
Me Presento

- Count to 20 in Spanish.
- Say their name and age in Spanish.
- Say hello and goodbye and then ask how somebody is feeling and answer in return how they are feeling.
- Tell you where they live in Spanish.
- Tell you if they are Spanish or English, introducing concept of gender and agreement.




La Familia

- Say the nouns in Spanish for members of their family.
- Tell somebody in Spanish the members and age of a fictitious, historical or television family as a model to present and practise family vocabulary.
- Continue to count, reaching 100, to enable students to say the age of various family members.
- Understand the concept of mi and mis in Spanish.



La historia de la antigua Gran Bretaña

- Learn and use the Spanish for "I am" (Soy), "I have" (Tengo) and "I live" (Vivo).
- Name in Spanish, the six key periods of ancient Britain, introduced in chronological order.
 - Be able to say in Spanish three of the types of people who lived in ancient Britain.
 - Tell somebody in Spanish the three key hunting tools used during the stone age, bronze age and iron age in ancient Britain.
 - Name the three types of dwellings people lived in during the stone age, bronze age and iron age.




Desayuno En El Café

- Order from a selection of foods from a Spanish menu.
- Order from a selection of drinks from a Spanish menu.
- Order a Spanish breakfast.
- Order typical Spanish snacks
 - Ask for the bill.
- Remember how to say hello, goodbye, please and thank you.




Mi Clase

- Recognise and repeat from memory simple classroom objects and use the correct gender.
- Say what they have and do not have in their pencil case.
 - Recognise and respond to simple classroom commands and praise.



Ricitos De Oro y Los Tres Osos

- Not only sit and listen attentively to the story but to recognise, understand and remember more of the new language.
 - Increase their memory potential in Spanish by using picture cards, word cards and phrase cards in Spanish.
 - Increase their thinking and reasoning skills in Spanish, identifying strategies to use in the future for memorising new words and phrases.
 - Attempt to spell in Spanish.



En El Colegio

- Repeat and recognise the vocabulary for school subjects.
- Say what subjects they like and dislike at school.
- Tell the time in Spanish.
- Create a Spanish timetable for school.
- Use the verb IR in Spanish to say what time they go to school.



Los Planetas

- Name and recognise the planets in Spanish on a solar system map.
- Spell at least five of the planets in Spanish.
- Say an interesting fact about at least four of the planets in Spanish.
- Explain the rules of adjectival agreement clearly in Spanish.


Este fin de semana...

- Objective: communicate what I am going to do at the weekend
Do now: Match phrases & pictures. e.g. 1 = b
1. Jugar al fútbol
 2. Jugar con los videojuegos
 3. Jugar al tenis
 4. Tocar la guitarra
 5. Ir de compras
 6. Ver la tele
 7. Ver videos
 8. Escuchar música
 9. Montar en bici
 10. Hacer mis deberes
- Ext. Can you think of other activities in Spanish?

El Fin De Semana

- Ask what the time is in Spanish.
- Tell the time accurately in Spanish.
- Learn how to say what they do at the weekend in Spanish.
- Learn to integrate connectives into their work.
- Present an account of what they do and at what time at the weekend.

SAT's Time



Hábitats

- Tell somebody in Spanish some key facts about things that animals and plants need to survive in their various habitats.
- Tell somebody in Spanish examples of the most common habitats for particular plants and animals and give an example of where these habitats can be found.
- Tell somebody in Spanish what types of animals live in different habitats and what their particular adaptations are to best suit their environment.
- Tell somebody in Spanish what types



La Comida Sana

- Name and recognise ten foods and drinks that are considered good for your health.
- Name and recognise ten foods and drinks that are not considered good for your health.
- Say what activities they do to keep in shape during the week.
- Say in general what they do to keep a healthy lifestyle.
- Learn to make a healthy recipe in Spanish.

					of plants live in different habitats and what their particular adaptations are to best suit their environment.	
--	--	--	--	--	--	--

Year 6 - Grammar lessons which must be taught over the year - add a lesson as a starter - booklet could be completed as homework.







Los Verbos Regulares y Los Verbos irregulares

- Recognise and understand what a pronoun is in both English and Spanish and be able to say what the key personal pronouns are in Spanish.
- Understand what a verb is in both English and Spanish and how to then create a stem and work out the endings for regular -ER, -IR and -AR verbs.
- Conjugate in Spanish a regular -ER verb.
- Conjugate in Spanish a regular -IR verb.
- Conjugate in Spanish a regular -AR verb.
- Recognise and understand what a verb and pronoun are in both English and Spanish and be able to say what the key personal pronouns are in Spanish
- Conjugate in Spanish the irregular verb IR (to go).
- Conjugate in Spanish the irregular verb TENER (to have).
- Conjugate in Spanish the irregular verb SER and ESTAR (both mean to be).
- Conjugate in Spanish the irregular verb HACER (to do).

• Assessments available at end of each unit in all 4 skills.

- Below Expectation (0% - 25%) • Towards Expectation (26% - 45%) • Meeting Expectation (46% - 65%) • Exceeding Expectation (66% - 85%) • Mastery (86% - 100%)

Key stage 1 Topics to be taught and revisited over the year

 <p>Year 1</p>	 <p>Year 1</p>	 <p>Year 1</p>	 <p>Year 2</p>	 <p>Year 2</p>	 <p>Year 2</p>
<p>Yo Aprendo Español</p> <ul style="list-style-type: none"> • Identify Spain on a map of the world. • Highlight famous Spanish cities. • Talk about other countries where Spanish is spoken. • Say their name and how they are feeling in Spanish. • Count to ten in Spanish. 	<p>Los Colores</p> <ul style="list-style-type: none"> • Be introduced to 10 Spanish colours and will learn how to correctly pronounce and spell each colour. Colours include 'rojo', 'amarillo' etc 	<p>Los numeros</p> <ul style="list-style-type: none"> • Be introduced to numbers 10 to 100 • Count in 10's • Count to 10 	<p>Los Saludos</p> <ul style="list-style-type: none"> • Learn basic greetings • Ask and reply to questions How are you? What is your name? etc. • Differentiate between male/female greetings 	<p>Los dias</p> <ul style="list-style-type: none"> • Be introduced to the days of the week • Participate in songs relating to days of the week. • Say the days of the week in order. • Understand that Spanish days begin with a small letter 	<p>Los meses</p> <ul style="list-style-type: none"> • Be introduced to the months of the year • Participate in songs relating to months of the year • Say the months of the year in order. • Understand that Spanish months begin with a small letter

- Assessments available at end of each unit in core vocabulary section on Teachers dashboard in all 4 skills.

• Below Expectation (0% - 25%) • Towards Expectation (26% - 45%) • Meeting Expectation (46% - 65%) • Exceeding Expectation (66% - 85%) • Mastery (86% - 100%)