



















Curriculum Overview:







Maths at Corpus Christi Catholic Primary







	Autumn 1	Autumn 2	Spring 1	Spring 2	Summer 1	Summer 2
Reception						
	<p><u>Getting to Know You</u></p> <ul style="list-style-type: none"> Introducing areas of provision. Getting to know the children Baseline activities <p><u>Just Like Me!</u></p> <ul style="list-style-type: none"> Matching objects Sorting objects Comparing amounts Comparing size, mass and capacity. Making simple patterns e.g ABAB 	<p><u>It's Me 1, 2, 3!</u></p> <ul style="list-style-type: none"> Representing the numbers 1,2 and 3. Comparing the numbers 1,2 and 3. Composition of 1,2 and 3. Circles and triangles Spatial awareness – positional language <p><u>Light and Dark</u></p> <ul style="list-style-type: none"> Introducing 4. Introducing 5 Introduce 1 more and 1 less. 4 sided shapes <p>Night and day – order key events in the day.</p>	<p><u>Alive in 5</u></p> <ul style="list-style-type: none"> Introducing 0 Comparing numbers to 5. Composition of 4 and 5. <p><u>Growing 6,7,8</u></p> <ul style="list-style-type: none"> Introducing 6,7 and 8. Making pairs. Combining two groups. <p><u>Building 9 and 10</u></p> <ul style="list-style-type: none"> Introducing 9 and 10 including: representing, ordering and composition. Comparing numbers to 10. 	<p><u>Building 9 and 10 To 20 and Beyond</u></p> <ul style="list-style-type: none"> Explore number bonds to 10. Build and identify numbers to 20. Counting patterns beyond 10 <p><u>First, Then, Now</u></p> <ul style="list-style-type: none"> Adding more Taking away <p><u>Consolidation</u></p> <ul style="list-style-type: none"> Subitising Counting Composition 	<p><u>Find My Pattern</u></p> <ul style="list-style-type: none"> Doubling Sharing and grouping Even and odd. <p><u>Consolidation</u></p> <ul style="list-style-type: none"> Sorting and matching Comparing and ordering 	<p><u>WRM Shape, Space and Measure</u></p> <ul style="list-style-type: none"> Comparing mass and capacity. Length and height. Time: Order and sequence key events. Describe and talk about significant events in their lives. Explore and manipulate 3-d shapes. Introducing more complex patterns e.g. ABB, AABB. Spatial reasoning – Completing jigsaws and puzzles whilst practicing positional language. <p>Spatial reasoning – combining and separating shapes to make new shapes.</p>







Maths at Corpus Christi Catholic Primary







	Maths at Corpus Christi Catholic Primary					
	Autumn 1	Autumn 2	Spring 1	Spring 2	Summer 1	Summer 2
Year 1						
	<p>Place Value Count to ten, forwards and backwards, beginning with 0 or 1, or from any given number. Count, read and write numbers to 10 in numerals and words. Given a number, identify one more or one less. Identify and represent numbers using objects and pictorial representations including the number line, and use the language of: equal to, more than, less than (fewer), most, least.</p> <p>Addition and Subtraction Represent and use number bonds and related subtraction facts within 10</p>	<p>Addition and Subtraction Read, write and interpret mathematical statements involving addition (+), subtraction (-) and equals (=) signs. Add and subtract one digit numbers to 10, including zero. Solve one step problems that involve addition and subtraction</p> <p>Shape Recognise and name common 2-D shapes, including: (for example, rectangles (including squares), circles and triangles) Recognise and name common 3-D shapes, including: (for example, cuboids (including cubes), pyramids and spheres.)</p>	<p>Place Value Count to twenty, forwards and backwards, beginning with 0 or 1, from any given number. Count, read and write numbers to 20 in numerals and words. Given a number, identify one more or one less. Identify and represent numbers using objects and pictorial representations including the number line, and use the language of: equal to, more than, less than (fewer), most, least.</p> <p>Addition and Subtraction Represent and use number bonds and related subtraction facts within 20 Read, write and interpret mathematical statements involving addition (+), subtraction (-) and equals (=) signs. Add and subtract one-digit and two-digit numbers to 20, including zero. Solve one step problems that involve addition and subtraction, using concrete objects and pictorial representations, and missing number problems</p>	<p>Place Value Count to 50 forwards and backwards, beginning with 0 or 1, or from any number. Count, read and write numbers to 50 in numerals. Given a number, identify one more or one less</p> <p>Length and Height Measure and begin to record lengths and heights. Compare, describe and solve practical problems for: lengths and heights (for example, long/short, longer/shorter, tall/short, double/half)</p> <p>Mass and Volume Measure and begin to record mass/weight, capacity and volume. Compare, describe and solve practical problems for mass/weight: [for example, heavy/light, heavier than, lighter than]; capacity and volume [for example, full/empty, more than, less than, half, half full, quarter]</p>	<p>Multiplication and Division Count in multiples of twos, fives and tens. Solve one step problems involving multiplication and division, by calculating the answer using concrete objects, pictorial representations and arrays with the support of the teacher.</p> <p>Fractions Recognise, find and name a half as one of two equal parts of an object, shape or quantity. Recognise, find and name a quarter as one of four equal parts of an object, shape or quantity. Compare, describe and solve practical problems for: lengths and heights (for example, long/short, longer/shorter, tall/short, double/half) Compare, describe and solve practical problems for: mass/weight [for example, heavy/light, heavier than, lighter than]; capacity and volume [for example, full/empty, more than, less than, half, half full, quarter]</p>	<p>Position and direction _Describe position, direction and movement, including whole, half, quarter and three quarter turns Place Value -Count to and across 100, forwards and backwards, beginning with 0 or 1, or from any given number. Count, read and write numbers to 100 in numerals. Given a number, identify one more and one less. Identify and represent numbers using objects and pictorial representations including the number line, and use the language of: equal to, more than, less than, most, least. Money - Recognise and know the value of different denominations of coins and notes. Time -Sequence events in chronological order using language [for example, before and after, next, first, today, yesterday, tomorrow, morning, afternoon and evening. Recognise and use language relating to dates, including days of the week, weeks, months and years. Tell the time to the hour and half past the hour and draw the hands on a clock face to show these times. Compare, describe and solve practical problems for time [for example/quicker/slower/earlier/later] Measure and begin to record time (hours, minutes, seconds)</p>







	Autumn 1	Autumn 2	Spring 1	Spring 2	Summer 1	Summer 2
Year 2						
	<p><u>Place Value</u> Read and write numbers to at least 100 in numerals and in words. Recognise the place value of each digit in a two digit number (tens, ones) Compare and order numbers from 0 up to 100; use and = signs. Use place value and number facts to solve problems. Count in steps of 2, 3 and 5 from 0, and in tens from any number, forward and backward.</p> <p><u>Addition and Subtraction</u> Recall and use addition and subtraction facts to 20 fluently, and derive and use related facts up to 100. Add and subtract numbers using concrete objects, pictorial representations including: a two-digit number and ones; a two-digit number and tens; two two-digit numbers; adding three one-digit numbers.</p>	<p><u>Addition & Subtraction</u> Show that the addition of two numbers can be done in any order (commutative) and subtraction of one number from another cannot. Recognise and use the inverse relationship between addition and subtraction and use this to check calculations and solve missing number problems.</p> <p><u>Properties of shape</u> Identify and describe the properties of 2-D shapes, including the number of sides & lines of symmetry Identify & describe the properties of 3-D shapes, incl no. of edges, vertices & faces Compare and sort common 2-D and 3-D shapes and everyday objects.</p>	<p><u>Money</u> Recognise and use symbols for pounds (£) and pence (p); combine amounts to make a particular value. Find different combinations of coins that equal the same amounts of money. Solve simple problems in a practical context involving addition and subtraction of money of the same unit, including giving change.</p> <p><u>Multiplication and Division</u> Recall and use multiplication and division facts for the 2, 5 and 10 times tables, including recognising & even numbers. Calculate mathematical statements for multiplication & division within the multiplication tables & write them using the multiplication (×), division (÷) & equals (=) signs. Solve problems involving multiplication and division, using materials, arrays, repeated addition, mental methods and multiplication and division facts, Show that the multiplication of two numbers can be done in any order (commutative) and division of one number by another cannot.</p>	<p><u>Length and height</u> Choose and use appropriate standard units to estimate and measure length/height in any direction (m/cm); mass (kg/g); temperature (°C); capacity (litres/ml) to the nearest appropriate unit, using rulers, scales, thermometers and measuring vessels Compare and order lengths, mass, volume/capacity and record the results using >, < and =</p> <p><u>Mass, Capacity and Temperature</u> Choose and use appropriate standard units to estimate and measure length/height in any direction (m/cm); mass (kg/g); temperature (°C); capacity (litres/ml) to the nearest appropriate unit, using rulers, scales, thermometers and measuring vessels Compare and order lengths, mass, volume/capacity and record the results using >, < and =</p>	<p><u>Fractions</u> Recognise, find, name and write fractions 1/3 , 1/4 , 2/4 and 3/4 of a length, shape, set of objects or quantity. Write simple fractions for example, 1/2 of 6 = 3 and recognise the equivalence of 2/4 and 1/2 .</p> <p><u>Time</u> Know the number of minutes in an hour and the number of hours in a day. Compare and sequence intervals of time.</p> <p><u>Problem solving</u> <u>Time</u> Tell and write the time to five minutes, including quarter past/to the hour and draw the hands on a clock face</p>	<p><u>Statistics</u> Interpret & construct simple pictograms, tally charts, block diagrams and simple tables. Ask/answer simple questions by counting the number of objects in each category & sorting the categories by quantity.</p> <p><u>Position and Direction</u> Use mathematical vocabulary to describe position, direction and movement including movement in a straight line and distinguishing between rotation as a turn and in terms of right angles for quarter, half and three -quarter turns (clockwise and anti -clockwise). Order and arrange combinations of mathematical objects in patterns and sequences</p> <p><u>Investigations</u></p>







	Autumn 1	Autumn 2	Spring 1	Spring 2	Summer 1	Summer 2
Year 3						
	<p><u>Place Value</u> Identify, represent and estimate numbers using different representations. Find 10 or 100 more or less than a given number Recognise the place value of each digit in a three-digit number (hundreds, tens, ones). Compare and order numbers up to 1000 Read and write numbers up to 1000 in numerals and in words. Solve number problems and practical problems involving these ideas. Count from 0 in multiples of 4, 8, 50 and 100 Number –</p> <p><u>Addition and Subtraction</u> Add and subtract numbers mentally, including: a three-digit number and ones; a three-digit number and tens; a three digit number and hundreds.</p>	<p><u>Addition and Subtraction</u> Add and subtract numbers with up to three digits, using formal written methods Estimate the answer to a calculation and use inverse operations to check answers. Solve problems, including missing number problems, using number facts, place value, and more complex addition and subtraction.</p> <p><u>Multiplication and Division</u> Count from 0 in multiples of 4, 8, 50 and 100 Recall and use multiplication and division facts for the 3, 4 and 8 multiplication tables. Write and calculate mathematical statements for multiplication and division using the multiplication tables they know Solve problems, including missing number problems, involving multiplication and division</p>	<p><u>Multiplication and division</u> Recall and use multiplication and division facts for the 3, 4 and 8 multiplication tables. Write and calculate mathematical statements for multiplication and division using the multiplication tables they know Solve problems, including missing number problems, involving multiplication and division</p> <p><u>Measurement – length and perimeter</u> Measure, compare, add and subtract: lengths (m/cm/mm); mass (kg/g); volume/capacity (l/ml). Measure the perimeter of simple 2D shapes.</p>	<p><u>Fractions</u> Count up and down in tenths; recognise that tenths arise from dividing an object into 10 equal parts Recognise and use fractions as numbers Recognise, find and write fractions of a discrete set of objects Solve problems that involve all of the above.</p> <p><u>Mass and capacity</u> Measure, compare, add and subtract: lengths (m/cm/mm); mass (kg/g); volume/capacity (l/ml)</p>	<p><u>Fractions</u> Recognise and show, using diagrams, equivalent fractions with small denominators. Compare and order unit fractions, and fractions with the same denominators. Add and subtract fractions with the same denominator within one whole</p> <p><u>Money</u> Add and subtract amounts of money to give change, using both £ and p in practical contexts.</p> <p><u>Time</u> Tell and write the time from an analogue clock, including using Roman numerals from I to XII and 12-hour and 24-hour clocks. Estimate and read time with increasing accuracy to the nearest minute. Record and compare time in terms of seconds, minutes and hours. Use vocabulary such as o'clock, a.m./p.m., morning, afternoon, noon and midnight. Know the number of seconds in a minute and the number of days in each month, year and leap year. Compare durations of events [for example to calculate the time taken by particular events or tasks]</p>	<p><u>Properties of shape</u> Recognise angles as a property of shape or a description of a turn. Identify right angles, recognise that two right angles make a half-turn, three make three quarters of a turn and four a complete turn; Identify whether angles are greater than or less than a right angle. Identify horizontal and vertical lines and pairs of perpendicular and parallel lines. Draw 2-D shapes and make 3-D shapes using modelling materials. Recognise 3-D shapes in different orientations and describe them.</p> <p><u>Statistics</u> Interpret and present data using bar charts, pictograms and tables. Solve one-step and two-step questions [for example, 'How many more?' and 'How many fewer?'] using information presented in scaled bar charts and pictograms and tables.</p>

	Autumn 1	Autumn 2	Spring 1	Spring 2	Summer 1	Summer 2
Year 3/4						
	<p><u>Place Value</u> Hundreds, tens and ones Represent & partition numbers to 1,000 Using thousands Represent & partition numbers to 10,000 Flexible partitioning Find 1, 10, 100 or 1,000 more or less Number lines to 1,000 & 10,000 Estimate on a number line Compare & order numbers Round to the nearest 10, 100 or 1,000 Roman numerals</p> <p><u>Addition and Subtraction</u> Add and subtract 1s, 10s, 100s, 1,000s Add & subtract 1s, 10s, 100s, 1,000s across a boundary Make connections Add up to two 4-digit numbers – no exchange Add up to two 4-digit numbers (across a 10, a100 & 1000) Add numbers with a different number of digits Subtract up to two 4-digit numbers – no exchange Subtract up to two 4-digit numbers (across a 10, 100 & 1000) Subtract numbers with a different numbers of digits Complements to 100 & 1,000</p>	<p><u>Addition and Subtraction</u> Estimate answers Inverse operations Efficient methods</p> <p><u>Multiplication and Division</u> Arrays, Sharing and grouping The 2, 5 and 10 times-tables The 2, 4 and 8 times-tables The 3, 6 and 9 times-tables The 7 times-table The 11 times-table The 12 times-table Multiply by 1 and 0 Divide a number by 1 & itself</p> <p><u>Area</u> What is area? To count squares Make shapes Compare areas</p>	<p><u>Multiplication and division</u> To find factor pairs Multiply & divide by 10 & 100 Reasoning about multiplication To multiply three numbers Efficient multiplication Scaling Correspondence problems Multiply up to a 3-digit number by a 1-digit number – no exchange & with exchange Related calculations – multiplication and division Divide by a 1-digit number – flexible partitioning Divide up to a 3-digit number by a 1-digit number – no exchange & with exchange Divide up to a 3-digit number by a 1-digit number – with remainders</p> <p><u>Measurement – length and perimeter</u> Measure in centimetres, millimetres, kilometres and metres To know equivalent lengths To add and subtract lengths What is perimeter? Calculate perimeter of rectilinear shapes To find the perimeter of polygons</p> <p><u>Fractions</u> Understand denominators Compare & order unit fractions Understand numerators Understand the whole</p>	<p><u>Fractions</u> Fractions on a number line Compare & order non-unit fractions Equivalent fractions Count beyond 1 Partition a mixed number Compare & order mixed numbers Understand improper fractions Convert mixed numbers to improper fractions & improper fractions to mixed numbers To find equivalent fraction families</p> <p><u>Mass and capacity</u> Measure mass in grams & kilograms Find equivalent masses Add, subtract & compare mass Measure capacity and volume in millilitres and litres Find equivalent capacities and volumes To add, subtract & compare capacity and volume</p> <p><u>Fractions</u> Add fractions Add fractions and mixed numbers Subtract fractions Subtract from whole amounts Subtract from mixed numbers Unit & non-unit fractions of an amount Reasoning with fractions of an amount</p>	<p><u>Time</u> Tell the time to 5 minutes & the minute Read time of a digital clock Use a.m. and p.m. Convert between analogue and digital times Convert between 12- and 24-hour clock times Read hours, minutes and seconds Find and use durations Years, months, weeks and days</p> <p><u>Decimals</u> Tenths as fractions & decimals Tenths on a place value chart & number line Hundredths as fractions and decimals Hundredths on a place value chart Halves and quarters as decimals Making a whole Partitioning decimals Compare and order decimals Round to the nearest whole number Divide a number by 10 & 100</p> <p><u>Money</u> To use pound and pence Write money using decimals To convert between pounds and pence To compare amounts of money</p>	<p><u>Money</u> Estimate with money To add & subtract money To find change To solve problems with money</p> <p><u>Properties of shape</u> To know turns and angles To identify, compare and order angles To identify types of lines Properties of triangles, quadrilaterals & polygons To draw polygons To recognise symmetry To recognise 3-D shapes</p> <p><u>Position & Direction</u> Describe position using coordinates Plot coordinates Draw 2-D shapes on a grid Translate on a grid Describe translation on a grid</p> <p><u>Statistics</u> To read pictograms To interpret bar charts Draw bar charts To find comparison, sum and difference Interpret line graphs Draw line graphs To interpret two-way tables To collect and represent data</p>

	Autumn 1	Autumn 2	Spring 1	Spring 2	Summer 1	Summer 2
Year 4						
	<p><u>Place Value</u> Count in multiples of 6, 7, 9, 25 and 1000. Find 1000 more or less than a given number. Recognise the place value of each digit in a four digit number Order and compare numbers beyond 1000 Round any number to the nearest 10, 100 or 1000 Solve number and practical problems that involve all of the above Count backwards through zero to include negative numbers. Read Roman numerals to 100 (I to C)</p> <p><u>Addition and Subtraction</u> Add and subtract numbers with up to 4 digits using the formal written methods Estimate and use inverse operations to check answers to a calculation.</p> <p>Solve addition and subtraction two step problems in contexts, deciding which operations and methods to use and why</p>	<p><u>Multiplication and Division</u> Recall and use multiplication and division facts for multiplication tables up to 12×12. Count in multiples of 6, 7, 9, 25 and 1000 Use place value, known and derived facts to multiply and divide mentally, including: multiplying by 0 and 1; dividing by 1; multiplying together three numbers. Solve problems involving multiplying and adding</p>	<p><u>Multiplication and division</u> Recall and use multiplication and division facts for multiplication tables up to 12×12. Use place value, known and derived facts to multiply and divide mentally, including: multiplying by 0 and 1; dividing by 1; multiplying together three numbers. Multiply two digit and three digit numbers by a one digit number using formal written layout. Solve problems involving multiplying and adding</p> <p><u>Length and Perimeter</u> Measure and calculate the perimeter of a rectilinear figure (including squares) in centimetres and metres Convert between different units of measure [for example, kilometre to metre]</p>	<p><u>Fractions</u> Recognise and show, using diagrams, families of common equivalent fractions. Count up and down in hundredths; recognise that hundredths arise when dividing</p> <p>Solve problems involving increasingly harder fractions to calculate quantities Add and subtract fractions with the same denominator.</p> <p><u>Decimals</u> Recognise and write decimal equivalents of any number of tenths or hundredths. Find the effect of dividing a one or two digit number by 10 or 100 Solve simple measure and money problems involving fractions and decimals to two decimal places. Convert between different units of measure [for example, kilometre to metre]</p>	<p><u>Decimals</u> Compare numbers with the same number of decimal places up to two decimal places. Round decimals with one decimal place to the nearest whole number. Recognise and write decimal equivalents Find the effect of dividing a one or two digit number by 10 or 100</p> <p><u>Money</u> Estimate, compare and calculate different measures, including money in pounds and pence. Solve simple measure and money problems involving fractions and decimals to two decimal places.</p> <p><u>Time</u> Convert between different units of measure [for example, kilometre to metre; hour to minute] Read, write and convert time between analogue and digital 12- and 24-hour clocks. Solve problems involving converting from hours to minutes; minutes to seconds; years to months; weeks to days.</p>	<p><u>Properties of shape</u> Identify acute and obtuse angles and compare and order angles up to two right angles by size. Compare and classify geometric shapes, including quadrilaterals and triangles Identify lines of symmetry in 2-D shapes presented in different orientations.</p> <p><u>Statistics</u> Interpret and present discrete and continuous data using appropriate graphical methods, including bar charts and time graphs. Solve comparison, sum and difference problems using information presented in bar charts, pictograms, tables and other graphs.</p> <p><u>Position and Direction</u> Describe positions on a 2-D grid as coordinates in the first quadrant. Plot specified points and draw sides to complete a given polygon. Describe movements between positions as translations of a given unit to the left/ right and up/ down.</p>

	Autumn 1	Autumn 2	Spring 1	Spring 2	Summer 1	Summer 2
Year 5						
	<p><u>Place Value</u> Read, write, order and compare numbers to at least 1000000 Count forwards or backwards in steps of powers of 10 for any given number up to 1000000. Interpret negative numbers in context Round any number up to 1000000 to the nearest 10, 100, 1000, 10000 and 100000 Read Roman numerals to 1000 (M) and recognise years written in Roman numerals</p> <p><u>Addition and Subtraction</u> Add and subtract whole numbers with more than 4 digits Solve addition and subtraction multi-step problems in contexts, deciding which operations and methods to use and why.</p> <p><u>Multiplication and division</u> Multiply and divide whole numbers by 10, 100 and 1000. Identify multiples and factors</p>	<p><u>Multiplication and division</u> Recognise and use square numbers and cube numbers Solve problems involving multiplication and division Know and use the vocabulary of prime numbers, prime factors and composite (non-prime) numbers. Establish whether a number up to 100 is prime and recall prime numbers up to 19</p> <p><u>Fractions</u> Compare and order fractions whose denominators are multiples of the same number. Identify, name and write equivalent fractions of a given fraction Recognise mixed numbers and improper fractions and convert from one form to the other and write mathematical statements >1 as a mixed number</p>	<p><u>Multiplication and Division</u> Multiply numbers up to 4 digits by a one or two digit number Divide numbers up to 4 digits by a one digit number appropriately for the context. Solve problems involving addition and subtraction, multiplication and division</p> <p><u>Fractions</u> Add and subtract fractions with the same denominator and denominators that are multiples of the same number. Multiply proper fractions and mixed numbers by whole numbers Read and write decimal numbers as fractions [for example $0.71 = 71/100$] Solve problems involving multiplication and division</p>	<p><u>Decimals and Percentages</u> Read, write, order and compare numbers with up to three decimal places. Recognise and use thousandths Round decimals with two decimal places to the nearest whole number and to one decimal place. Solve problems involving numbers up to three decimal places. Recognise the per cent symbol (%) and write percentages as a fraction with denominator 100, and as a decimal. Solve problems which require knowing percentage and decimal equivalents</p> <p><u>Perimeter and Area</u> Measure and calculate the perimeter of composite rectilinear shapes Calculate and compare the area of rectangles Estimate the area of irregular shapes.</p> <p><u>Statistics</u> Solve comparison, sum and difference problems using information presented in a line graph.</p> <p>Complete, read and interpret information in tables including timetables.</p>	<p><u>Properties of Shapes and Angles</u> Identify 3D shapes, including cubes and other cuboids, from 2D representations. Use the properties of rectangles to deduce related facts and find missing lengths and angles. Distinguish between regular and irregular polygons Know angles are measured in degrees: estimate and compare acute, obtuse and reflex angles. Draw given angles, and measure them in degrees Identify: angles at a point and one whole turn (total 360o), angles at a point on a straight line and $\frac{1}{2}$ a turn (total 180o) other multiples of 90o</p> <p><u>Position and direction</u> Identify, describe and represent the position of a shape following a reflection or translation</p>	<p><u>Decimals</u> Solve problems involving numbers up to three decimal places. Multiply and divide whole numbers and those involving decimals by 10, 100 and 1000. Use all four operations to solve problems involving measure</p> <p><u>Negative Numbers</u> Understand negative numbers Count through zero in 1s and count through zero in multiples Compare and order negative numbers Find the difference</p> <p><u>Converting units</u> Convert between different units of metric measure [for example, km and m; cm and m; cm and mm; g and kg; l and ml] Understand and use approximate equivalences between metric units and common imperial units such as inches, pounds and pints. Solve problems involving converting between units of time.</p> <p><u>Volume</u> Comparing and estimating volume Estimating capacity</p>

	Autumn 1	Autumn 2	Spring 1	Spring 2	Summer 1	Summer 2
Year 5/6						
	<p><u>Place Value</u> Count in multiples of 6, 7, 9, 25 and 1000. Find 1000 more or less than a given number. Recognise the place value of each digit in a four digit number Order and compare numbers beyond 1000 Round any number to the nearest 10, 100 or 1000 Solve number and practical problems that involve all of the above Count backwards through zero to include negative numbers. Read Roman numerals to 100 (I to C)</p> <p><u>Addition and Subtraction</u> Add and subtract numbers with up to 4 digits using the formal written methods Estimate and use inverse operations to check answers to a calculation.</p> <p>Solve addition and subtraction two step problems in contexts, deciding which operations and methods to use and why</p>	<p><u>Multiplication and Division</u> Recall and use multiplication and division facts for multiplication tables up to 12×12. Count in multiples of 6, 7, 9, 25 and 1000 Use place value, known and derived facts to multiply and divide mentally, including: multiplying by 0 and 1; dividing by 1; multiplying together three numbers. Solve problems involving multiplying and adding</p>	<p><u>Multiplication and division</u> Recall and use multiplication and division facts for multiplication tables up to 12×12. Use place value, known and derived facts to multiply and divide mentally, including: multiplying by 0 and 1; dividing by 1; multiplying together three numbers. Multiply two digit and three digit numbers by a one digit number using formal written layout. Solve problems involving multiplying and adding</p> <p><u>Length and Perimeter</u> Measure and calculate the perimeter of a rectilinear figure (including squares) in centimetres and metres Convert between different units of measure [for example, kilometre to metre]</p>	<p><u>Fractions</u> Recognise and show, using diagrams, families of common equivalent fractions. Count up and down in hundredths; recognise that hundredths arise when dividing</p> <p>Solve problems involving increasingly harder fractions to calculate quantities Add and subtract fractions with the same denominator.</p> <p><u>Decimals</u> Recognise and write decimal equivalents of any number of tenths or hundredths. Find the effect of dividing a one or two digit number by 10 or 100 Solve simple measure and money problems involving fractions and decimals to two decimal places. Convert between different units of measure [for example, kilometre to metre]</p>	<p><u>Decimals</u> Compare numbers with the same number of decimal places up to two decimal places. Round decimals with one decimal place to the nearest whole number. Recognise and write decimal equivalents Find the effect of dividing a one or two digit number by 10 or 100</p> <p><u>Money</u> Estimate, compare and calculate different measures, including money in pounds and pence. Solve simple measure and money problems involving fractions and decimals to two decimal places.</p> <p><u>Time</u> Convert between different units of measure [for example, kilometre to metre; hour to minute] Read, write and convert time between analogue and digital 12- and 24-hour clocks. Solve problems involving converting from hours to minutes; minutes to seconds; years to months; weeks to days.</p>	<p><u>Properties of shape</u> Identify acute and obtuse angles and compare and order angles up to two right angles by size. Compare and classify geometric shapes, including quadrilaterals and triangles Identify lines of symmetry in 2-D shapes presented in different orientations.</p> <p><u>Statistics</u> Interpret and present discrete and continuous data using appropriate graphical methods, including bar charts and time graphs. Solve comparison, sum and difference problems using information presented in bar charts, pictograms, tables and other graphs.</p> <p><u>Position and Direction</u> Describe positions on a 2-D grid as coordinates in the first quadrant. Plot specified points and draw sides to complete a given polygon. Describe movements between positions as translations of a given unit to the left/ right and up/ down.</p>

	Autumn 1	Autumn 2	Spring 1	Spring 2	Summer 1	Summer 2
						
Year 6	<p><u>Number & Place Value</u> Read, write and order numbers up to 10,000,000 Use negative numbers in context</p> <p><u>Number + - x /</u> Use all operations to solve multi step problems in contexts Multiply and divide 4-digits by 2-digits Identify common factors, common multiples and prime numbers</p>	<p><u>Fractions</u> Simplify, compare and order fractions Add, subtract, multiply and divide fractions Multiply and divide fractions by whole numbers Relate equivalent fractions, percentages and decimals</p> <p><u>Converting Units</u> Convert units of measure up to 3dp Solve problems involving conversion of units Convert between miles and kilometres <i>(Contd in Spring 2)</i></p>	<p><u>Ratio</u> Solve problems involving the relative sizes of two quantities with missing values</p> <p><u>Algebra</u> Use simple formulae Express missing numbers algebraically Find pairs of numbers to satisfy an equation with 2 unknowns</p> <p><u>Revision</u></p>	<p><u>Decimals Incl Multiplication & Division</u> Multiply decimals by 10, 100 & 1000 giving answers to 3dp Multiply numbers with up to 2dp Divide with answers up to 2dp</p> <p><u>Percentages</u> Solve problems involving calculation of percentages Know & use equivalent fractions, percentages and decimals</p> <p><u>Perimeter, Area and Volume</u> Recognise areas with same shape can have different perimeters Find area of parallelograms and triangles Calculate the volume of cubes and cuboids</p> <p><u>Statistics</u> Line Graphs – read, interpret and draw line graphs Pie Charts – read, interpret and draw pie charts</p> <p><u>Revision</u></p>	<p><u>Geometry</u> Properties of Shape Draw 2d shapes using given dimensions and angles Compare and classify shapes Find missing angles</p> <p><u>Geometry</u> Shape Describe positions in all four quadrants Draw, translate and reflect shapes</p> <p><u>Problem Solving</u></p> <p><u>Revision</u> and SATs Tests</p>	<p><u>Geometry</u> Draw, translate and reflect shapes</p> <p><u>Investigations</u></p>