




Moving Minibeasts



Today we will be...

evaluating our moving minibeast pictures

Back

Next




Hi everyone! Tom here.

Thank you for creating all of the wonderful moving minibeast pictures for me – you did a great job! My book is going to look amazing!

Back

Next

Tom is very happy with the moving minibeast pictures you made him – well done!



In this final lesson, we are going to **evaluate** our completed moving minibeast pictures.

What does evaluate mean?

Think, pair, then share your ideas.

Back

Next


When we **evaluate** something, we look at how **successful** it is.

Designers always evaluate their work so that they can:

See what worked well

Learn from any mistakes they made


Think about how to make it even better



Back

Next

To help us begin to evaluate our work, we are going to discuss some questions.



Get into pairs and make sure you have your completed moving minibeast picture in front of you.


Back

Next

Here is the first question to discuss with your partner about both of your completed moving pictures:

**Does the mechanism
work well?**

Decide on a **score out of 5** together for each of your moving pictures.



Share and explain your scores with the rest of the class.

Back

Next

Here is the next question to discuss with your partner about both of your completed moving pictures:



Have all the parts been cut out neatly?

Decide on a **score out of 5** together for each of your moving pictures.

Share and explain your scores with the rest of the class.

Back

Next

Here is the last question to discuss with your partner about both of your completed moving pictures:

Is the picture bright and attractive?

Decide on a **score out of 5** together for each of your moving pictures.



Share and explain your scores to the rest of the class.

Back

Next

Now it's time for you to evaluate your moving minibeast picture on your own!




Back

Next

Plenary:

One of the most important things about evaluating something you have made is thinking about how you could **improve** your work in the future.



What is **one** thing you would do differently if you were to make another moving minibeast picture? Why?

Think, pair, then share your ideas.

Back