

# Fashion and Textiles

## Learning Objective:

To explore some ways in which textiles are joined and decorated.







Let's find out about what fashion designers do...






Before designing and making an item made using textiles, fashion designers develop design criteria by doing research.



They might look at current trends and the work of other designers...







...sketch or paint their ideas...







...compare fabric samples and threads...







Once they have developed criteria and come up with a design that meets them, it's time to make the product!

...or drape different fabrics on a dressmaker's dummy.





Most products made by fashion designers (such as bags or items of clothing) are made by joining several flat pieces of material.



<b>Straight Stitch</b>		
<b>Zig Zag Stitch</b>		<b>Blanket Stitch</b> 
<b>Blind Stitch</b>		<b>Buttonhole Stitch</b> 
<b>Overlock Stitch</b>		


These are types of sewing machine stitches.





# These are types of hand-sewing stitches.

Basting stitches (or tacking stitches) are used to temporarily join two pieces together. They can be pulled out easily.



Straight stitches are quick and easy to sew.


Whip stitches can be used to finish edges.

Hems make a strong, neat edge.


Back stitches are strong and look neat.







Right side



Wrong side

These two pieces of felt have been joined with a back stitch. The join between two pieces of material is called a seam.











Fasteners such as zips and buttons can be attached to materials by machine or hand sewing.



Hand sewing can also be used to decorate items made using textiles.





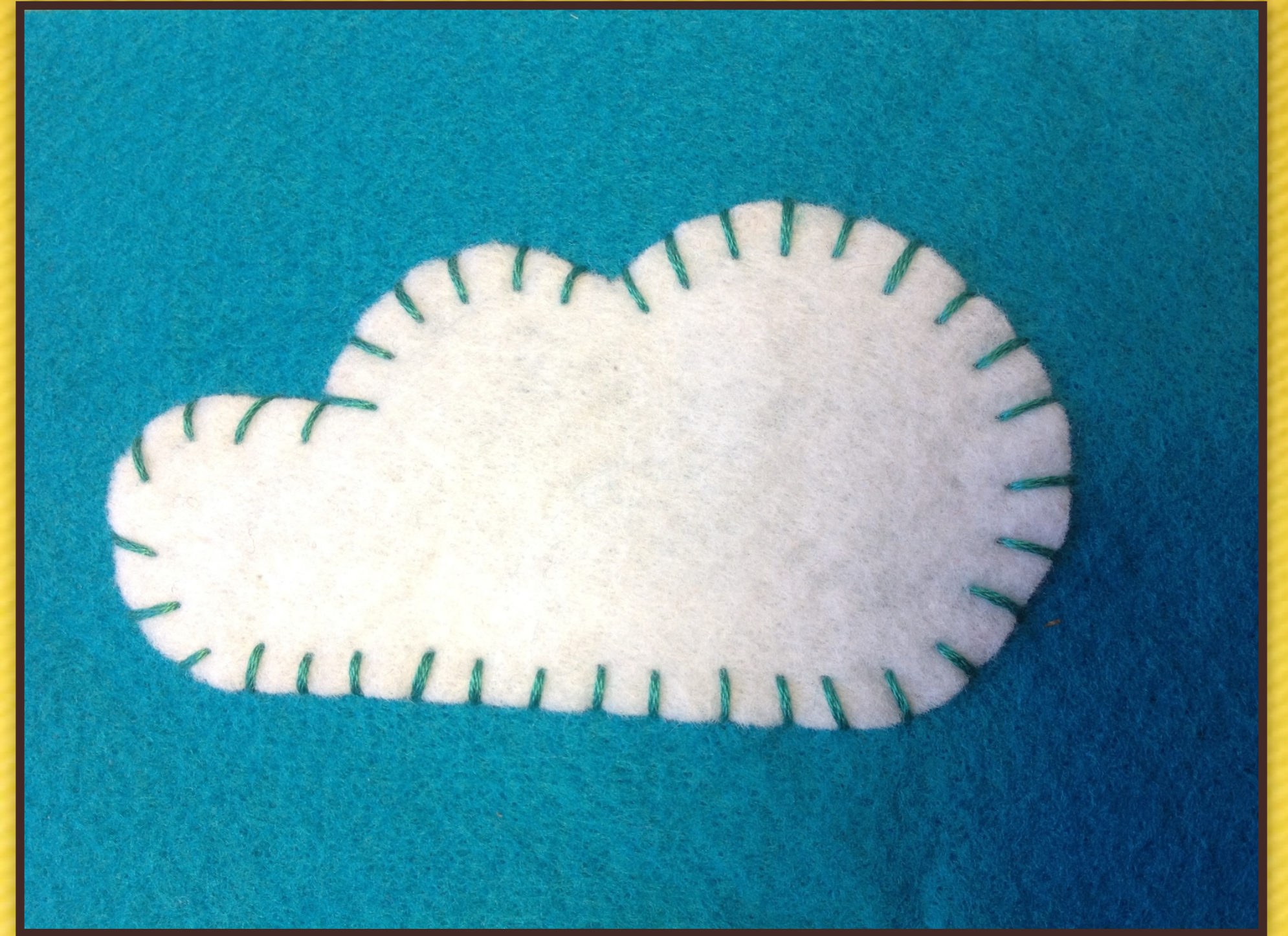


Back stitch can be used to decorate items with patterns such as an initial. Draw the pattern back to front on the wrong side of the fabric, then use back stitch to sew around it.






Smaller pieces of fabric can be hand sewn on top of larger pieces. This technique is called appliqué.



What hand sewing stitch has been used here?





Today we will be investigating a range of sewing techniques used to join and decorate products made using textiles.





# PLENARY


straight stitch

whip stitch

back stitch



Can you  
match these sewing stitches  
to their names?






# PLENARY

straight stitch

whip stitch

back stitch



Did you get it right?

