



# Welcome to Reception



# Your Teachers

The Reception teaching team will support your child to:

- ♦ be happy coming into school and enjoy the new experiences provided.
- ♦ achieve their very best.
- ♦ develop a fantastic attitude towards learning.


## Butterflies

Miss. Lewis  
Mrs. Chinnam



## Bumblebees

Mrs Burton / Mrs  
Johnston  
Miss Byrne



## Ladybirds

Mrs. Baker  
Mrs. Atkinson



# Key Information

## Home Reading

Reading Books will be changed on a Friday.



Read every day with your child and sign their planner.

## Dropping off your child:

School opens at 8:35am and lessons begin at 8:45am each day.

The EYFS playground is set up daily for outdoor learning - with this in mind please could we ask that children do not play with the equipment whilst waiting.

## P.E Days

P.E in Reception will be on the following days.

Bumblebees – Monday

Ladybirds – Thursday

Butterflies – Friday



For additional information please see the school brochure.

# Timetable

Below is an example of a Reception daily timetable, showing the teaching that takes place in the mornings and afternoons.

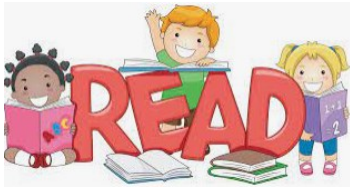
## Mornings

Learning in the mornings will always be focused on:

### Phonics



### Reading



### Writing



### Maths



## Afternoons

Learning in the afternoons will focus on other areas of learning such as:

### Expressive Arts



### Knowledge and Understanding of the World



## Continuous Provision:

Children have access to all areas of learning, both indoors and outdoors, throughout the day.

# Helping your child at home:

## **Communication and Language**

- Encourage your child to have lots of conversations with other children and adults.
- Play sensory games with your child as you are walking to school – What can you see? What can you hear?
- Play games with your child where they listen to instructions.

## **Personal, Social and Emotional Development**

- Encourage your child to talk about how they are feeling.
- Encourage your child to play with others and take turns.
- Encourage your child to get dressed by themselves in the morning.

## **Physical Development**

- Provide regular opportunities where your child can move energetically such as running, jumping etc.
- Provide lots of opportunities to use pens and pencils to develop their grip and control.

# Helping your child at home:

## **Mathematics**

- Ask your child to count out a number of things from a group, e.g. “Could you get me three eggs.”
- Make patterns with objects, e.g. buttons or shells. Such as ‘big, small, big...’ or ‘red, blue, red...’

## **Literacy**

- Read with your child everyday. You may wish to join the local library.
- Play games where you give your child an instruction like “ Can you h-o-p?” Your child has to put the sounds of the words together.

## **Understanding the World**

- Talk about the lives of the people in your family.
- Talk about changes in the seasons with your child.
- When cooking with your child, talk about the changes taking place.

## **Expressive Arts and Design**

- Sing a range of well known nursery rhymes.
- Cut, stick, glue and paint with your child.
- Make up stories with your child.

# Phonics/Reading


Phonics is at the heart of the Reception curriculum. Children learn to read using their phonics skills, not the alphabet.

## Phonics

Children will learn the sound (phoneme) for each written letter (grapheme) and develop their blending (putting sounds together to read the words) and segmenting skills.

### **At the start of the year...**

children will bring home a Lilac reading book that will contain pictures.



Please share the book alongside your child and talk about the characters you can see and the events that are happening.

### **Once ready...**

children will bring home a Phase 2 reading book that will contain both words and pictures.





As the year progresses, the children will read more challenging books.

**By the end of the year, we expect the children to be reading Phase 3 books independently.**

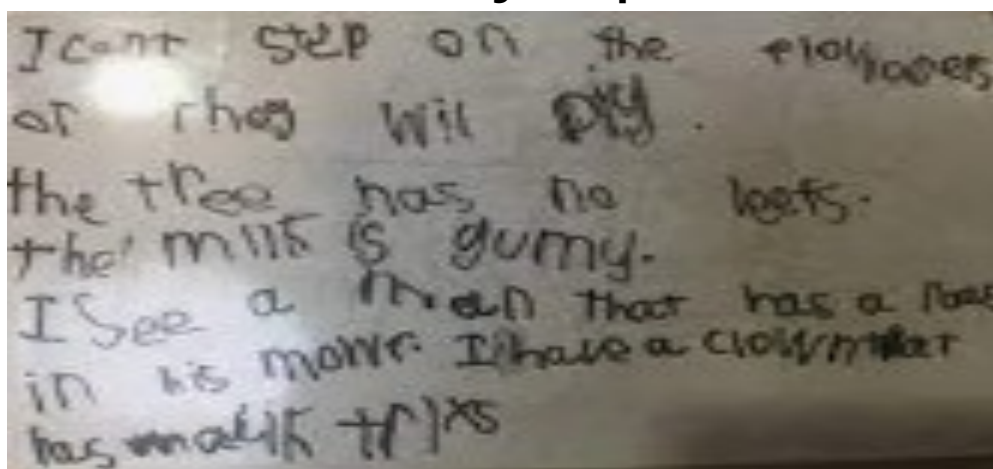
# Writing

In Reception the children use a range of exciting, ambitious texts in order to learn to write words, captions and sentences. Here are some examples



**By the end of the year, we expect children to write simple, well-punctuated sentences with all letters formed correctly. All sentences should be readable by others.**

**Below is a good example of a child's independent writing at the end of reception:**





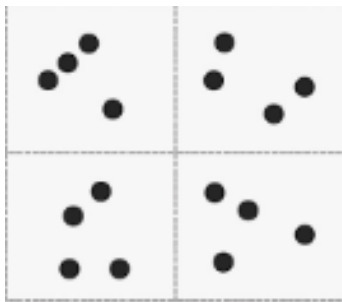
# Maths



**Below are the key number expectations for the end of the year:**

## Subitize

Recognise quantities to 5 without counting



Number 4 does not always look the same!

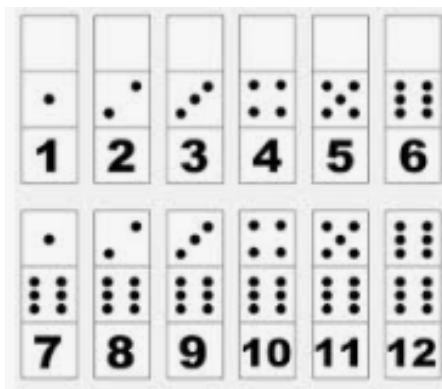
## Counting

Verbally count beyond 20

1	2	3	4	5	6	7	8	9	10
11	12	13	14	15	16	17	18	19	20
21	22	23	24	25	26	27	28	29	30
31	32	33	34	35	36	37	38	39	40
41	42	43	44	45	46	47	48	49	50

## Numbers to 10

Have a deep understanding of numbers to 10



## Number Bonds

Recall all number bonds to at least 5, including double facts

$5 - 0 = 5$	●●●●●	$5 + 0 = 5$
$5 - 1 = 4$	●●●●●	$4 + 1 = 5$
$5 - 2 = 3$	●●●●●	$3 + 2 = 5$
$5 - 3 = 2$	●●●●●	$2 + 3 = 5$
$5 - 4 = 1$	●●●●●	$1 + 4 = 5$
$5 - 5 = 0$	●●●●●	$0 + 5 = 5$

# Keeping in Touch

There are lots of ways that school keep in contact with parents on a daily/weekly basis.


All of the Apps below can be downloaded to a mobile phone.

Class teachers will be available to talk with you at the beginning and end of the school day



The class teacher will use this to inform parents about any important information or changes to the curriculum.

Parents can also contact the class teacher on Dojo.



The school office will send out important information about trips/events and upload the weekly newsletter.



An App to pay for school dinners, events or trips that might happen over the year.

If you experience any difficulty in accessing the Apps above, please contact the school office or Mr. Scott who will be happy to help.

# Website

Please visit our fantastic school website to find out further information about the Reception curriculum and parent meetings.

Click on the 'Our Learning' tab and 'Our Curriculum'. Follow the Reception logo.



Click on the 'Information for Parents' tab to find out about year group meetings, useful information and parents courses.





If you wish to contact school, please use the details below:

Deepdale Community Primary School  
St Stephen's Road  
Preston  
PR1 6TD

01772 795586

[parents@deepdale.lancs.sch.uk](mailto:parents@deepdale.lancs.sch.uk)