

Double Consonants

accommodate committee
 accompany occupy
 programme community
 aggressive communicate
 apparent immediate
 appreciate embarrass

ancient soldier
 variety sufficient

ie are adjacent

Other words

queue relevant recognise
 rhyme restaurant
 amateur average rhythm
 curiosity controversy foreign
 develop symbol guarantee
 individual identity
 interfere interrupt language
 persuade neighbour lightning
 shoulder leisure
 signature

From other countries

conscience desperate
 opportunity conscious
 recommend suggest yacht
 harass
 correspond occur
 symbol
 system physical

'y' makes the 'i' as in 'bin' sound

Y3/4
 Revision
 physical



Y5/Y6 Statutory Spellings



Suffixes and prefixes

awkward
 bargain
 familiar
 stomach
 language
 leisure
 signature

attached according
 sincerely determined
 equipped equipment
 frequently
 unnecessary
 immediately

-tion words

competition
 explanation pronunciation
 profession

Maths Words

forty
 temperature
 twelfth

-le words

available
 vegetable
 vehicle muscle

dictionary exaggerate
 environment parliament

'c' makes 's' sound

cemetery sacrifice
 convenience hindrance
 criticise existence prejudice
 excellent necessary

Unstressed Vowels

bruise category definite
 desperate vegetable
 nuisance privilege
 secretary

Unstressed Consonants

government

-ous words

marvellous disastrous
 mischievous

-ough letter string

thorough

'I' before 'e' except after 'c' when the sound is 'ee'

convenience achieve

You will be expected to read, write and understand ALL of these words.

People

1) Take each letter and write it down the side of your page.

P _____
E _____
O _____
P _____
L _____
E _____

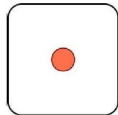
2) Think of a word that starts with that letter and write it on the line. It must make a sentence when you put it altogether. The sillier the better!

People eat orange peel like elephants

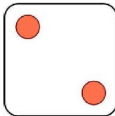


Strategy 5:

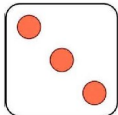
Roll a Rainbow



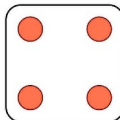
Spell the word in red.



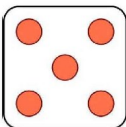
Spell the word in orange.



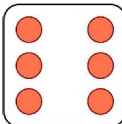
Spell the word in yellow.



Spell the word in green.



Spell the word in blue.

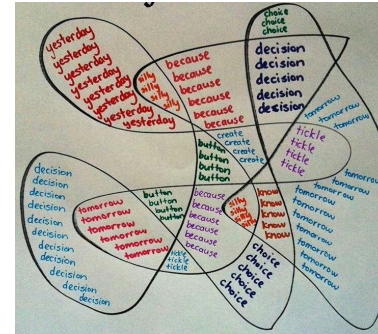



Spell the word in purple.

If you don't have a dice just make a rainbow of spellings!

Strategy 2: Spelling Scribble

1. Take your pen for a 'walk across the page' to create some scribble art. Make sure to leave some gaps.



2. Fill in the gaps with the spelling words you are focusing on. Use lots of colours!

Strategy 1: Mnemonics

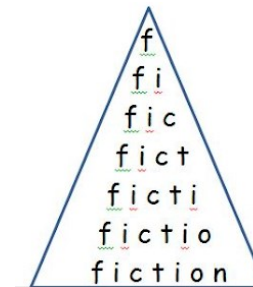


Y6 Spelling Games



Strategy 4: Pyramids

1. Choose a word. Write the word at the top of the page.
2. Write the first letter on the first line. On the next line, write the first two letters and so on.



3. When you've practiced a few times, try and do this on a blank piece of paper without looking at the word first.

Strategy 3: Speed Drill

1. Choose a word. Get a timer. Set it for one minute.



2. Write your word at the top at the page. In one minute, you have to write it correctly as many times as you can. Try and beat your score each time!