



Times Tables

Year 2 Parent Meeting January 2019

KS1 Maths Subject Lead
Mrs Pollard



At Deepdale, we believe that learning our times tables is fundamental – they are the key facilitator to the maths that sits on top

If we are fluent in our recall of our times tables, our future maths learning becomes easier and makes more sense

Why is it important
to know your times
tables off by heart?



If maths was a house...

All the even more
super fun stuff

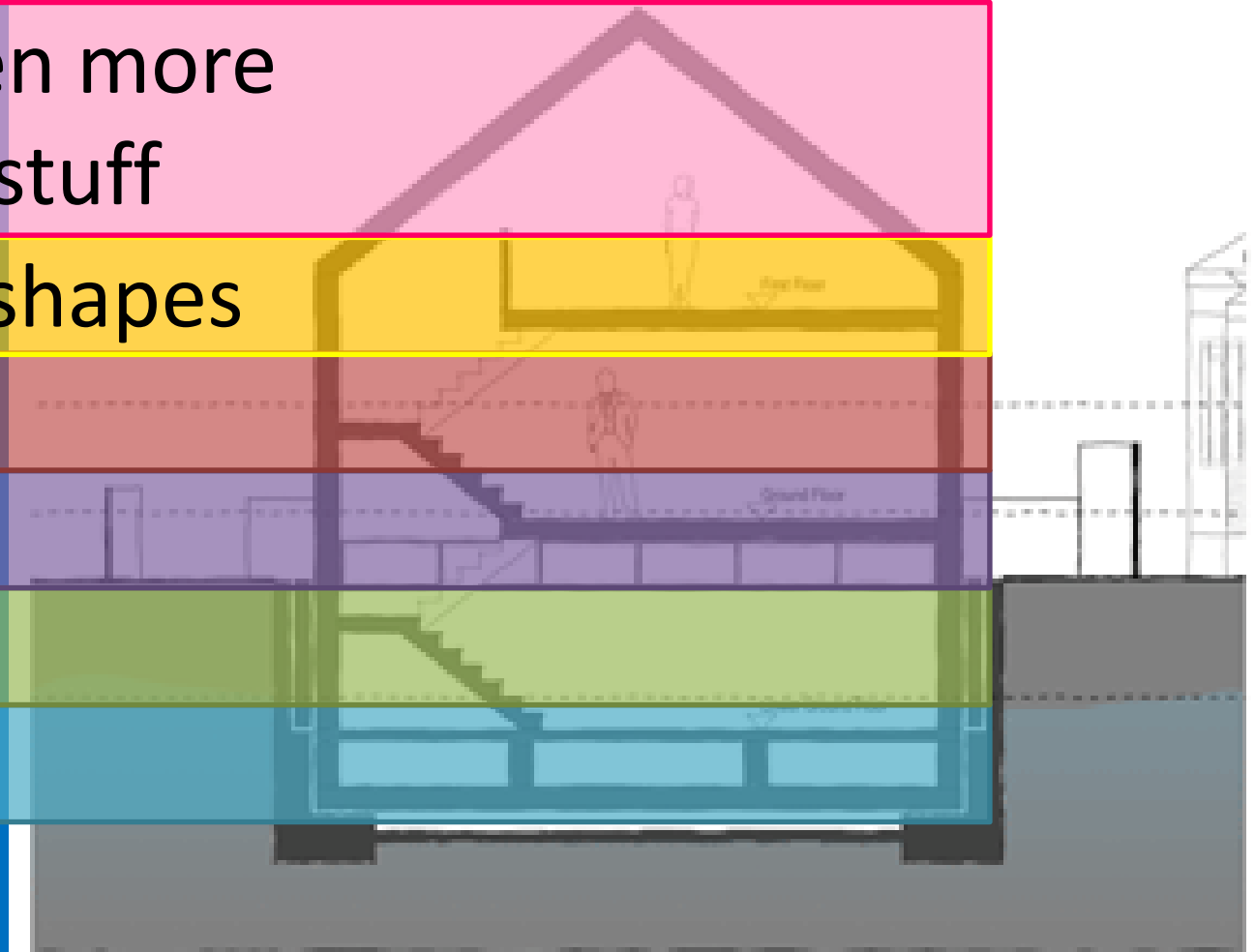
Graphs & shapes

Fractions

\times and \div

$+$ and $-$

Counting



The times tables are the basics of maths. If you know the basics, you'll find the rest much much easier.



New: National Multiplication Check

Purpose: a check (not a test) which we will use to reflect on our provision for learning the times tables

- **Multiplication Tables Check for all Year 4 children (similar in process to the phonic screening in Year 1)**
- **First official 'check' June 2020**
- **We will be trailing the 'check' THIS academic year for the current Year 4 children.**
- **Window for children to take part - 3 weeks in June (10th - 28th June)**
- **The first children to officially sit the 'check' are our current Year 3 (in 2020)**
- **There is no pass or fail, indicating no re-sits if a child does not achieve a particular score**

What will the 'check' look like?

Still being trialled so may change slightly, however it is likely to consist of:

- Around 25 random questions
- Only multiplication questions up to 12×12
- Straightforward e.g. 4×5 ; 6×7 ; 9×3 etc.
- Completed on an iPad/laptop - individually
- Children have a maximum of 6 seconds a question
- One question appears a time on a screen and can be seen for only 6 seconds before the next question appears. Children type in the answers

What we are going to do, and the purpose of this meeting, is to take even more initiative when it comes to learning the tables, with more options for home learning.

If you are practising with your child, remember you're practising for the benefit of their wider maths education, not just to get a high score on a test

- Year groups 2, 3 and 4 are the key year groups in school where the children are learning new times tables for the first time
- During the autumn and spring terms all of your children have been exploring, learning and understanding their times tables at school

The expectations are:

Year 2	Year 3	Year 4
10X	3X	6X
2X	4X	9X
5X	8X	7X
		11X
		12X

Your children have now been taught these timestables with understanding and are now ready to *practise practise practise* and increase their speed of recall

Supporting at home with...



All of your children will be given a login and password at the back of their school planner by half-term

App



Logging in to Times Table Rock Stars

1. Type **ttrockstars.com** into your browsers address bar (or download the free app)
2. Click Login! > School > Student
3. Enter School Name: **Deepdale Community Primary School**
4. Enter your child's username and password (back of their school planners)
5. Click **Login**

Game Modes – single player

Garage – the questions will only come from the times table the teacher has set for the week. It will include multiplication and division questions

As your child plays, TT Rock Stars works out which facts they take longer on and will give them more of these questions to answer.

The garage is better for getting quicker at a few facts.

Players get 10 coins per question

What type of **rock star** will your child want to be?

- Depending on how fast they are they can improve their Rock Status

Lets have a look...

Rock speed



Rock Star Hero

Rock Legend
Artist
Act

admirer

2 seconds/question

100% question
per question

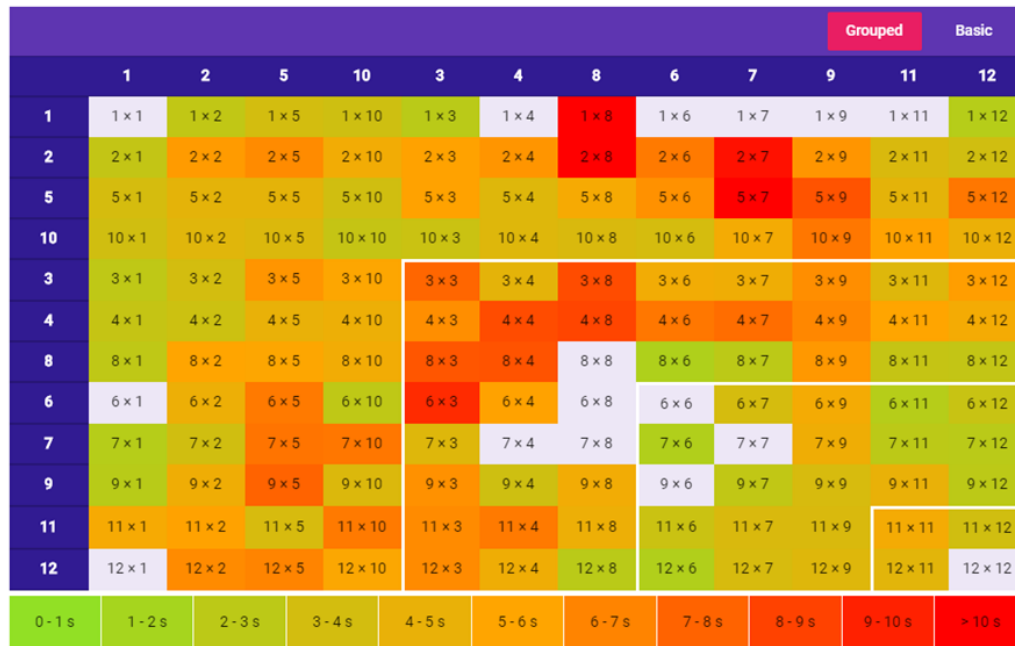


Heat Map – how is your child performing

If you click on your avatar icon in the top right of the screen and then click **My Stats**, a heat map like the one below will load. It shows how successful your child is at each of the facts

Stats

If you click on your avatar icon in the top right of the screen and then click My Stats, a heatmap like the one below will load. It shows how successful your child is at each of the facts.



Times Tables Rock Stars : the plan...

- 30 minutes every week in each class to practise your times tables on the iPads using ttrackstars – to get as fast as you can
- Login at home and keep practising earning those coins
- Certificates and stickers to be given as rewards

Supporting at home: Speed tests

Name _____

8 Multiplication Table Challenge 1

$1 \times 8 =$ <input type="text"/>	$10 \times 8 =$ <input type="text"/>	$0 \times 8 =$ <input type="text"/>	$2 \times 8 =$ <input type="text"/>	$3 \times 8 =$ <input type="text"/>
$6 \times 8 =$ <input type="text"/>	$3 \times 8 =$ <input type="text"/>	$4 \times 8 =$ <input type="text"/>	$5 \times 8 =$ <input type="text"/>	$11 \times 8 =$ <input type="text"/>
$10 \times 8 =$ <input type="text"/>	$0 \times 8 =$ <input type="text"/>	$11 \times 8 =$ <input type="text"/>	$6 \times 8 =$ <input type="text"/>	$1 \times 8 =$ <input type="text"/>
$5 \times 8 =$ <input type="text"/>	$4 \times 8 =$ <input type="text"/>	$1 \times 8 =$ <input type="text"/>	$11 \times 8 =$ <input type="text"/>	$9 \times 8 =$ <input type="text"/>
$3 \times 8 =$ <input type="text"/>	$11 \times 8 =$ <input type="text"/>	$5 \times 8 =$ <input type="text"/>	$3 \times 8 =$ <input type="text"/>	$0 \times 8 =$ <input type="text"/>
$4 \times 8 =$ <input type="text"/>	$8 \times 8 =$ <input type="text"/>	$7 \times 8 =$ <input type="text"/>	$9 \times 8 =$ <input type="text"/>	$10 \times 8 =$ <input type="text"/>
$7 \times 8 =$ <input type="text"/>	$5 \times 8 =$ <input type="text"/>	$8 \times 8 =$ <input type="text"/>	$12 \times 8 =$ <input type="text"/>	$12 \times 8 =$ <input type="text"/>
$11 \times 8 =$ <input type="text"/>	$1 \times 8 =$ <input type="text"/>	$3 \times 8 =$ <input type="text"/>	$0 \times 8 =$ <input type="text"/>	$6 \times 8 =$ <input type="text"/>
$9 \times 8 =$ <input type="text"/>	$7 \times 8 =$ <input type="text"/>	$10 \times 8 =$ <input type="text"/>	$8 \times 8 =$ <input type="text"/>	$7 \times 8 =$ <input type="text"/>
$2 \times 8 =$ <input type="text"/>	$2 \times 8 =$ <input type="text"/>	$6 \times 8 =$ <input type="text"/>	$4 \times 8 =$ <input type="text"/>	$4 \times 8 =$ <input type="text"/>
$8 \times 8 =$ <input type="text"/>	$6 \times 8 =$ <input type="text"/>	$8 \times 8 =$ <input type="text"/>	$1 \times 8 =$ <input type="text"/>	$5 \times 8 =$ <input type="text"/>
$5 \times 8 =$ <input type="text"/>	$12 \times 8 =$ <input type="text"/>	$9 \times 8 =$ <input type="text"/>	$10 \times 8 =$ <input type="text"/>	$8 \times 8 =$ <input type="text"/>
$3 \times 8 =$ <input type="text"/>	$9 \times 8 =$ <input type="text"/>	$2 \times 8 =$ <input type="text"/>	$7 \times 8 =$ <input type="text"/>	$2 \times 8 =$ <input type="text"/>
$0 \times 8 =$ <input type="text"/>	$7 \times 8 =$ <input type="text"/>	$12 \times 8 =$ <input type="text"/>	$6 \times 8 =$ <input type="text"/>	$9 \times 8 =$ <input type="text"/>
$12 \times 8 =$ <input type="text"/>	$5 \times 8 =$ <input type="text"/>	$6 \times 8 =$ <input type="text"/>	$9 \times 8 =$ <input type="text"/>	$11 \times 8 =$ <input type="text"/>
Time taken	Time taken	Time taken	Time taken	Time taken

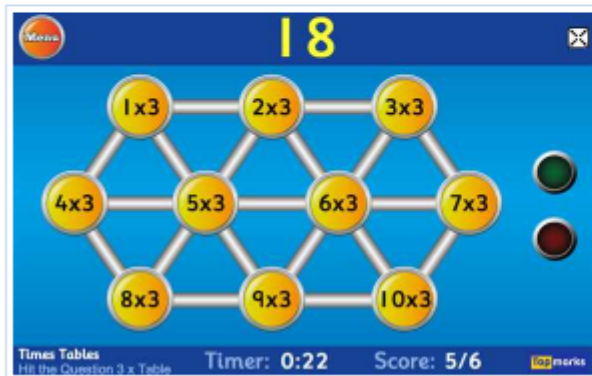
Target: Complete one list in less than a minute- you have 5 chances
These will take place at home and at school

Supporting at home:

Topmarks

Times Tables Games

Learning the Times Tables need not a tedious chore! Learning them can be fun if you build up your knowledge gradually through using these fun multiplication games. It is a good idea to begin with the 2 times, 5 times and 10 times tables and secure these times table facts before moving on to the others.



Hit the Button

Quick fire questions on number bonds, times tables, division facts, doubling and halving numbers against the clock.

Tablet-friendly

return to home page

Learn Your Tables

www.learnyourtables.co.uk

8×4	2×4	Drag the boxes on the left to match the ones on the right.	$= 28$	$= 24$
7×4	10×4		$= 40$	$= 8$
6×4	9×4		$= 36$	$= 32$

Learn Your Tables

Practise your times tables by either selecting which table you want to learn or try the mixed tables activities.

Flash

Maths Homework

- **During the spring term maths homework will be to practise times tables.**

**If you have any questions
during the term your class
teachers are always available
before and after school each
day**

**Thank you for attending today
and for your continued support**