

Y12 A level Art Journal Transition Project 2025

What?

Create a visual art journal which reflects aspects of your own life and personality in a small A5 sketchbook or altered book. Select a minimum of 5 themes from the examples on the next pages.

How?

Use a combination of drawings, paintings and text/words to illustrate the suggested themes using a range of materials, techniques and processes.


Why?

To develop and refine your observation drawing skills by looking more closely at things around you that you see every day, and to explore skills in creating drawings from imagination.



Sketchbook and Journal ideas

To begin with you will need a sketchbook. If you are using a ready made sketchbook, try to use one that is no bigger than A5 in size to create your journal as this is a good size. It's also just as easy to make your own - look at some of these examples for ideas. Just use whatever you have available at home. Check out the links and look on YouTube for ideas linked to handmade artist sketchbooks.



Cardboard cover folded in half with a range of papers inside. Bound together by wrapping some string or an elastic band around the middle.



You can use an old, damaged or unwanted paper or hardback book and draw on top of the pages and words



Create an accordion or concertina journal by folding and gluing paper into a long strip.



What will I draw?

Each double page will have a theme we have suggested 10 double pages. You can draw from direct observation, use your own photos or find images on the internet as inspiration. Look at the slides below with artists who use sketchbooks and journals.

You can add more pages but be ready to bring back in September.



You can also collage things into your journal and draw on top of them



Receipts
Tickets
Wrappers
Scrap paper
Envelopes
Postcards
Flyers
Newspapers



Page inspiration and layout ideas



You can use small titles using a relevant font as a way to give context to your page

Use annotation to write notes or add further information about the things you have drawn

Use more than one media or technique per double page. Try using different techniques, such as cross hatching, continuous line, detailed tonal studies etc



You can write down the location, date and the time that you do your page entry.

Think about literacy when you annotate your pages, and use these to create a flow and visual story which travels across different pages.

Use a range of different size drawings on the page and add small images and boxes



Think carefully about layout and composition. Some pages can be filled with images and others can have lots of empty space.

Jose Naranja

Jose Naranja turns ordinary notebooks into highly detailed works of art. The artist uses watercolours, stamps, writing, elements of photography and drawings to turn each notebook into a one of a kind masterpiece.




Naranja worked as an aeronautical engineer for many years but eventually decided to quit and devote his life to art and travels. The artist developed his passion for notebook art in 2005 when he discovered Moleskine pocket journals. As hard as it may be to believe, Jose is a self-taught artist, but his skills are remarkable. So far the artist has filled in 12 notebooks and recently has begun binding his own, to make his art even more personal.

<http://josenaranja.blogspot.com/>

<https://www.thisiscoolossal.com/2018/04/handmade-sketchbooks-by-jose-naranja/>

Frida Kahlo

Frida Kahlo's life was expressed through her work. A chronological look at her artwork provides an understanding of the events that changed her life: her passions, motivations, disappointments, and desires. Painting was cathartic for her, however, writing and keeping a diary also helped her to establish a relationship with herself, and to find a way of expressing her afflictions during the final 10 years of her life.

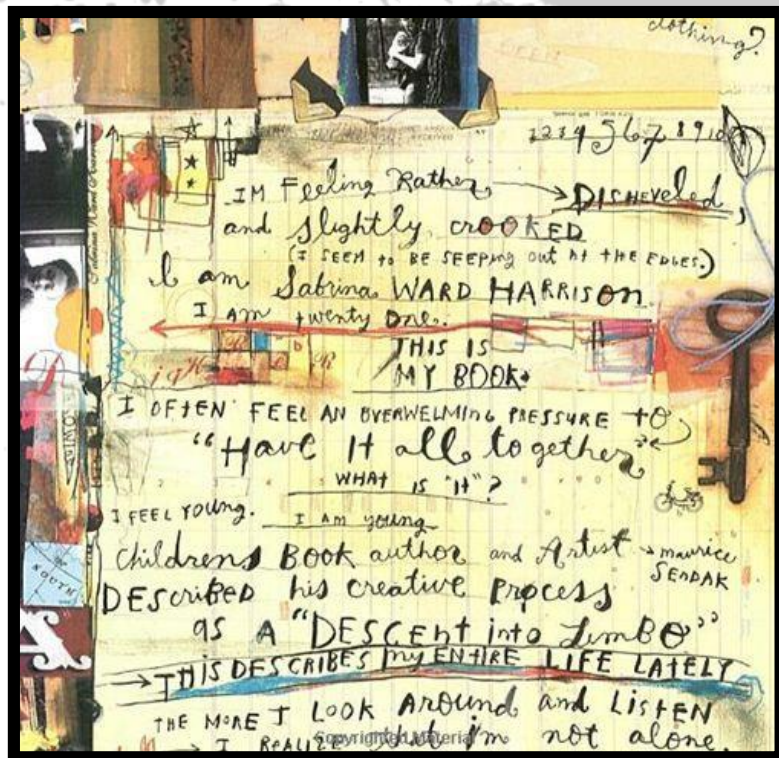

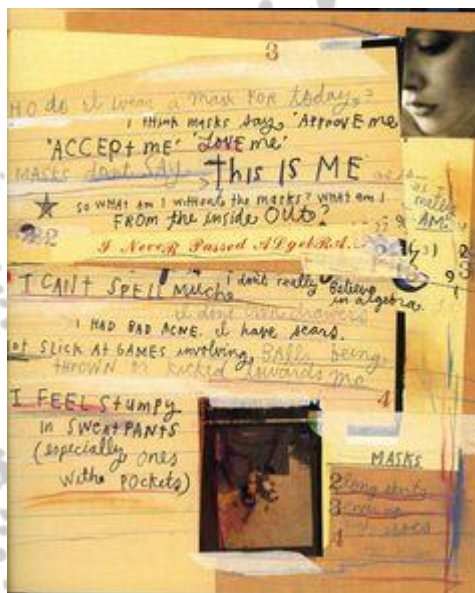


Kahlo found that writing, as well as painting, was useful not just for communicating with her family and friends—and also as a way of connecting with her own feelings, conveying her ideas on her artistic practice, and expressing her worries and pains, both physical and emotional.




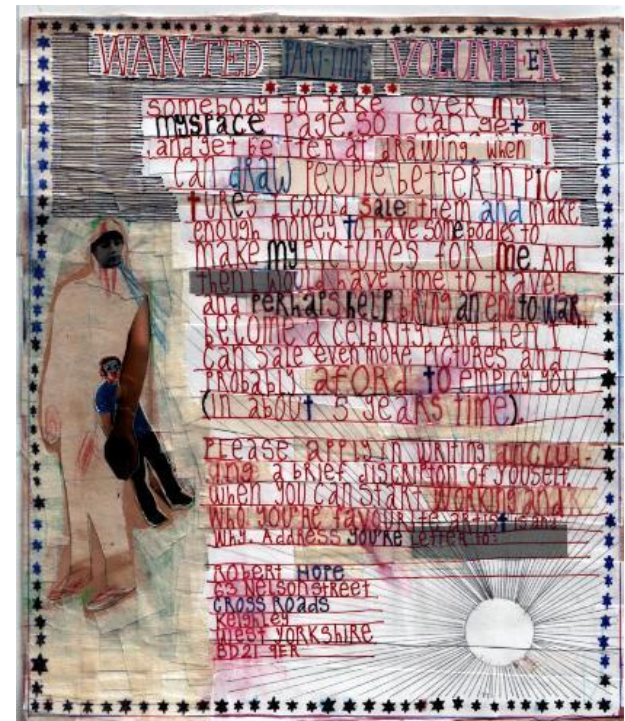
Nada vale más que la falsa
guerra que la guerra real.
 y abandonarse ser libre.
 ligero.
 La tragedia es lo más
 ridículo que tiene "el hombre"
 pero estoy segura, de que los
 animales, aunque "sufren",
 no exhiben su pena
 en teatros "abiertos", ni
 cerrados (los "hogares").
 Y su dolor es más cierto
 que cualquier imagen
 que pueda cada hombre
 representar "dolor" o "sufrimiento".
 dolorosa!





Sabrina Ward Harrison

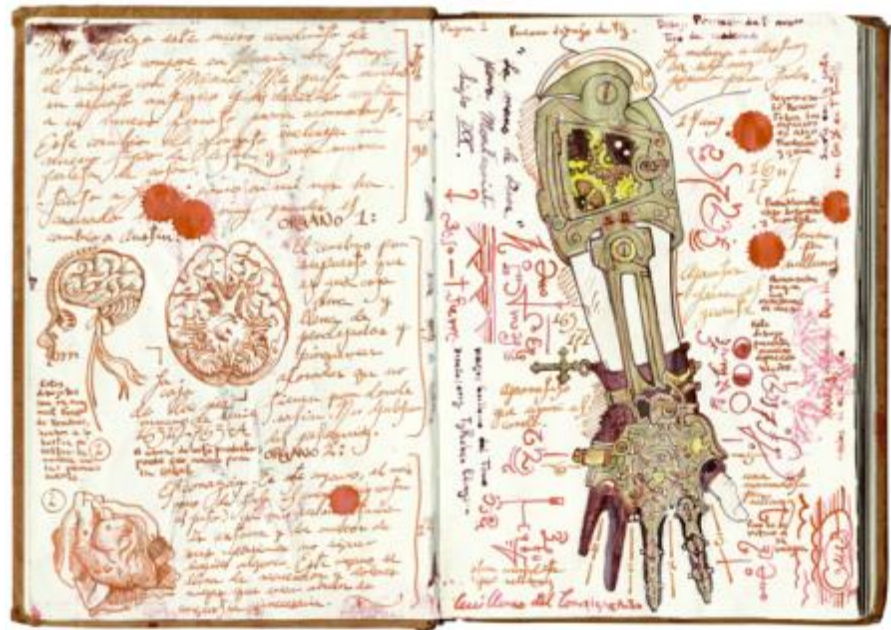

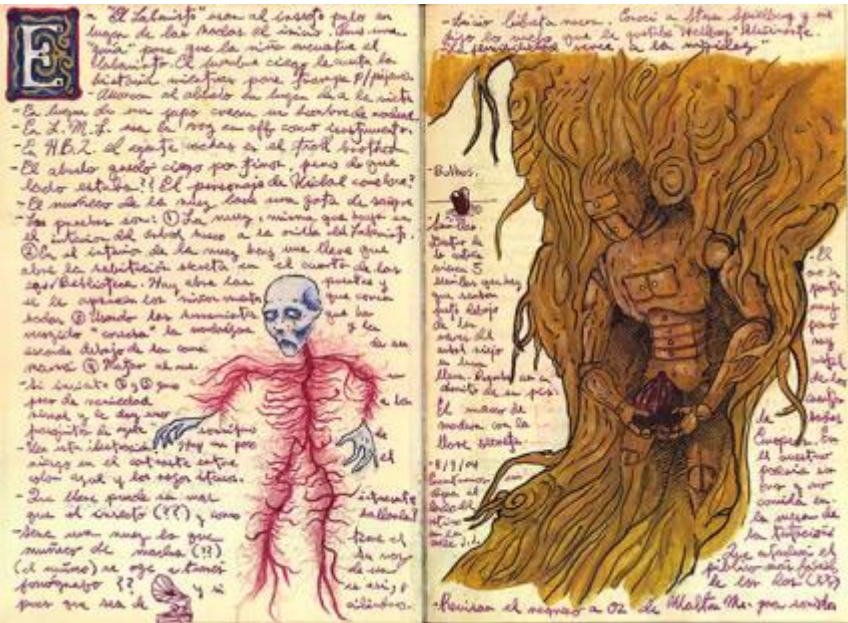




Robert Hope

<https://www.bradford.ac.uk/gallery/whats-on/past-exhibitions/2011/spring-2011/wonderland/>

Guillermo Del Toro



Page 1 Travel and Places




Page 2 Food



Page 3 Doors




Page 4 Windows



Page 5 Trees




Page 6 Water




Page 7 Possessions



Page 8 Childhood Memories



Page 9 Colour



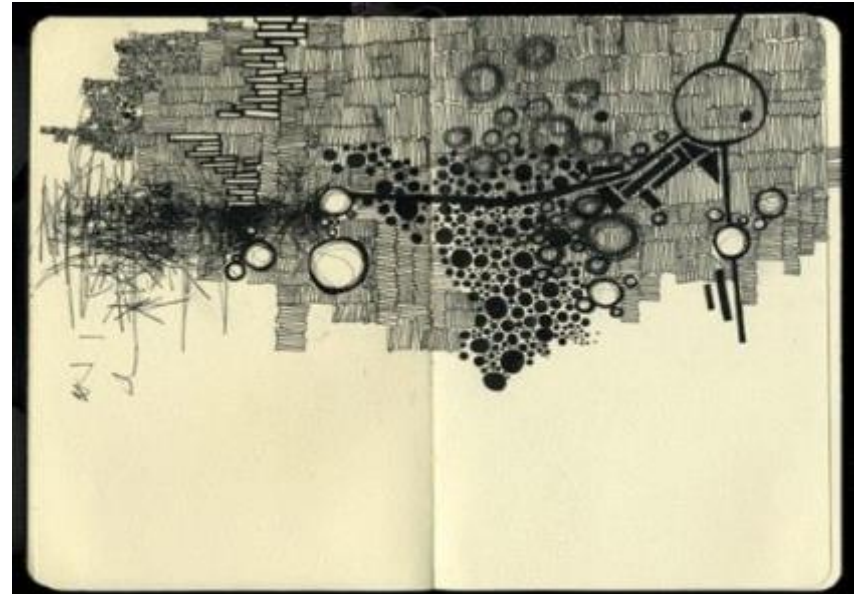
Page 10 Nature



Page 11 Conflict



Page 12 Textures



Page 13 Feelings and Emotions



Page 14 Favourite songs



Page 15 Words



Page 16 The News

