

the **PiXL** club
partners in excellence

Adapted by C Francis June 2021

Countesthorpe Academy

Transition Pack for A Level Chemistry

Get ready for A-level!

**A guide to help you get ready for A-level Chemistry,
including everything from topic guides to interesting
reads and online learning courses.**

Commissioned by The PiXL Club Ltd. February 2016

© Copyright The PiXL Club Ltd, 2016

**Please note: these resources are non-board specific. Please direct your
students to the specifics of where this knowledge and skills most apply.**

This resource is strictly for the use of member schools for as long as they remain members of The PiXL Club. It may not be copied, sold nor transferred to a third party or used by the school after membership ceases. Until such time it may be freely used within the member school.

All opinions and contributions are those of the authors. The contents of this resource are not connected with nor endorsed by any other company, organisation or institution

Year 11 into Year 12 Transition Work: Chemistry A level

The step up from GCSE to A level Chemistry is a large and we would like everyone to get off to a running start by doing a bit of preparation and revisiting of some key skills (chemistry and maths) from GCSE.

Please make sure that you have completed this booklet and hand it in to your chemistry teacher in your first lesson in September.

If you want to do a bit more revision before you start there is a study guide which helps to bridge the gap between GCSE and A level:

Head start to A level Chemistry by CGP retail price £4.95

Maths skills are much more evident in the new A level specification and 20% of questions will involve higher paper GCSE Maths skills. Another CGP guide which you might find useful is:

Essential Maths Skills for A level Chemistry retail price £7.50

Charges on ions

Task 1

Learn the formulas of the ions in the table below:

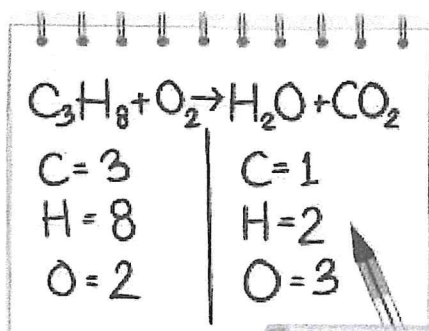
Positive ions		Negative ions	
Group 1 ions: Lithium, Li^+ Sodium, Na^+ potassium, K^+ Group 2 ions: magnesium, Mg^{2+} calcium Ca^{2+} barium Ba^{2+}	Group 3 ions: aluminium, Al^{3+} Other common ions: Silver, Ag^+ Zinc, Zn^{2+} Ammonium, NH_4^+ Hydrogen, H^+	Group 7 ions: fluoride, F^- chloride Cl^- bromide Br^- iodide I^- Group 6 ions: oxide, O^{2-} Sulphide, S^{2-}	Other common ions: Nitrate, NO_3^- Sulfate, SO_4^{2-} Carbonate, CO_3^{2-} Hydrogencarbonate, HCO_3^- Hydroxide, OH^- Hydride, H^- Phosphate, PO_4^{3-}

You will need to learn the formulas of all the above ions, as it essential that you can have them at your fingertips for writing equations throughout the course. Expect to have a quick test on these in week 1 or 2.

Task 2 Working out Formulas of ionic compounds

Use the charges on the ions to work out the formulas of the ionic compounds listed below:

- 1) silver bromide
- 2) sodium carbonate
- 3) potassium oxide
- 4) iron (III) oxide
- 5) chromium (III) chloride
- 6) calcium hydroxide
- 7) aluminium nitrate
- 8) sodium sulfate
- 9) lead (II) oxide
- 10) sodium phosphate
- 11) zinc hydrogencarbonate
- 12) ammonium sulphate
- 13) gallium hydroxide
- 14) strontium selenide
- 15) radium sulfate
- 16) sodium nitride



Balancing Equations

From an early age you should have been able to balance chemical equations. However, at A level, you will often need to:

- work out the formulas yourselves
- work out what is made (so you need to know some basic general equations)
- for reactions involving ions in solution, write ionic equations

Some general reactions you should know:

General Reaction	Examples
substance + oxygen \rightarrow oxides	$2 \text{Mg} + \text{O}_2 \rightarrow 2\text{MgO}$ $2 \text{H}_2\text{S} + 3 \text{O}_2 \rightarrow 2 \text{H}_2\text{O} + 2 \text{SO}_2$ $\text{C}_3\text{H}_8 + 5 \text{O}_2 \rightarrow 3 \text{CO}_2 + 4 \text{H}_2\text{O}$
metal + water \rightarrow metal hydroxide + hydrogen	$2 \text{Na} + 2 \text{H}_2\text{O} \rightarrow 2 \text{NaOH} + \text{H}_2$
metal + acid \rightarrow salt + hydrogen	$\text{Mg} + 2 \text{HCl} \rightarrow \text{MgCl}_2 + \text{H}_2$
oxide + acid \rightarrow salt + water	$\text{MgO} + 2 \text{HNO}_3 \rightarrow \text{Mg}(\text{NO}_3)_2 + \text{H}_2\text{O}$
hydroxide + acid \rightarrow salt + water	$2 \text{NaOH} + \text{H}_2\text{SO}_4 \rightarrow \text{Na}_2\text{SO}_4 + \text{H}_2\text{O}$
carbonate + acid \rightarrow salt + water + carbon dioxide	$\text{CuCO}_3 + 2 \text{HCl} \rightarrow \text{CuCl}_2 + \text{H}_2\text{O} + \text{CO}_2$
hydrogencarbonate + acid \rightarrow salt + water + carbon dioxide	$\text{KHCO}_3 + \text{HCl} \rightarrow \text{KCl} + \text{H}_2\text{O} + \text{CO}_2$
ammonia + acid \rightarrow ammonium salt	$\text{NH}_3 + \text{HCl} \rightarrow \text{NH}_4\text{Cl}$
metal carbonate \rightarrow metal oxide + carbon dioxide (on heating)	$\text{CaCO}_3 \rightarrow \text{CaO} + \text{CO}_2$

Task 3

Learn the word equations (in the above table) for the general reactions. Expect to be tested on this in week 2 or 3.

Task 4

1) Balance the following equations.



2) Give balanced equations for the following reactions.

a) sodium + oxygen \rightarrow sodium oxide

b) aluminium + chlorine \rightarrow aluminium chloride

c) calcium + hydrochloric acid \rightarrow calcium chloride + hydrogen

d) ammonia + sulphuric acid \rightarrow ammonium sulphate

Atomic Number, Mass Number and Isotopes

Task 5

Complete the following passages and the table:

Atomic number = number of

Mass number = number of + number of

The number of protons, neutrons and electrons in an atom can be worked out using the atomic number and mass number.

Number of protons =

Number of neutrons =

Number of electrons =

Atoms of the same element have the same number of In fact, it is the number of that determines what type of atom it is (e.g. all atoms with 6 protons are carbon atoms). Atoms of different elements have different numbers of **Isotopes** are atoms with the same number of but a different number of This means they are atoms of the same with the same number but a different number

Atom	Atomic number	Mass number	Number of protons	Number of neutrons	Number of electrons
$^{23}_{11}\text{Na}$					
Li	3	7			
Ar		40	18		
K			19	20	
Al				14	13
$^{235}_{92}\text{U}$					
$^{238}_{92}\text{U}$					

Structure and Bonding

Key ideas from structure and bonding at GCSE will be revised and developed in term 1. Make sure you are confident with concepts from GCSE.

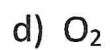
Task 6

Make a summary of the different types of bonding and structure in the table below:

	Monatomic	Simple Molecular	Giant Covalent	Ionic	Metallic
Type of substances And examples	Group 0 elements e.g. He, Ar, Ne				
Type of bonding present	None				
Description of structure	Individual atoms with very weak forces between them				
Labelled Diagram to represent the structure					
Name of particles	Atoms				
Properties	Very low Boiling points Non-conductors Insoluble				

Task 7

Draw dot and cross diagrams to represent the covalent bonding in the following molecules:



Task 8

- a) Draw diagrams to show how a magnesium atom reacts with an oxygen atom to form magnesium oxide, MgO . Your diagram should show the electron transfer process.
- b) Draw diagrams to show how a calcium atom reacts with chlorine atoms to form magnesium oxide, CaCl_2 . Your diagram should show the electron transfer process.

Essential Maths skills for A Level chemistry

Significant figures

A significant figure is any digit which you are confident is correct. A non-significant figure is any digit that you can't be sure about. It's important to recognise how many significant figures a value has been quoted to and how to round your own data to an appropriate number of significant figures.

Remember:

- Count the number of significant figures from the first non-zero digit.
- Zeros at the start of a number are not significant.
So: 187.23 is given to 5 s.f.
0.038 is given to 2 s.f.
448 000 is given to 3 s.f.
- The rule for significant figures in calculations is to give your final answer to the same number of significant figures as the data value with the **fewest** significant figures used in the calculation.

Task 9

1. How many significant figures are each of these values given to?

- a) 221 985 Pa
- b) 15 200 g
- c) 39.00 K
- d) 0.00186 mol

2. Write each of the following to the number of significant figures shown:

- | | |
|-----------------------------|------------------------------|
| a) 345789 4 sig figs | d) 6.0961 3 sig figs |
| b) 297300 3 sig figs | e) 0.001563 3 sig figs |
| c) 0.07896 3 sig figs | f) 0.010398 4 sig figs |

3. Complete the following sums and give the answers to the appropriate number of significant figures.

- a) 6125×384
- b) 25.00×0.010
- c) $13.5 + 0.18$

4. 0.175 moles of sodium chloride were dissolved in 1.2 dm³ of water.

Use the formula concentration (mol dm⁻³) = moles/volume (dm³) to calculate the concentration of the solution, and quote your answer to the correct number of significant figures.

.....

.....

.....

Standard form

Standard form tidies up very big or very small numbers in calculations.

For example, there are 602 000 000 000 000 000 000 000 particles in 1 mole. This is much easier to write as 6.02×10^{23}

Or 0.0051 m³ is easier to write as 5.1×10^{-3} m³

Task 10

Write the following in standard form:

1. 0.000 035 mol.dm⁻³
2. 201500 Pa
3. 0.0167 moles
4. 6850000000 dm³
5. 0.000000382 g

Complete the following calculations and give the answers to the appropriate number of significant figures.

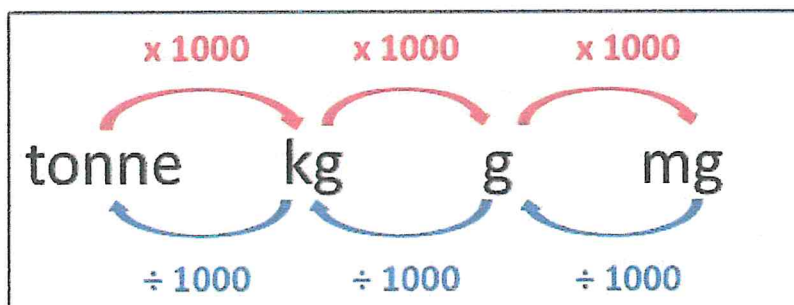
- a) $6.125 \times 10^{-3} \times 3.5$
- b) $4.3 \times 10^{-4} / 7.00$
- c) $4.0 \times 10^8 + 35000$
- d) $0.00156 + 2.4 \times 10^3$
- e) $6.10 \times 10^{-2} - 3.4 \times 10^{-5}$
- f) $8.00 \times 10^{-3} \times 0.100 \times 10^{-3}$

Converting units

Converting MASS Units

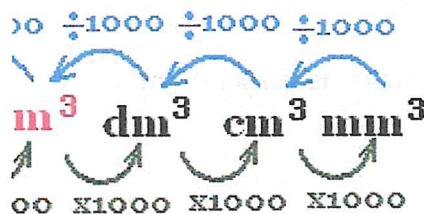
The Mass for weighing objects in Metric Units is similar to Capacity for Volumes.

In the Metric System, Mass is based on the Gram or "g" unit.



Mass conversions use 1000's, and usually create fairly large results.

1.6 tonne = ? kg **Need to $\times 1000$** $1.6 \times 1000 = 1600$ kg ✓



Task 11

Convert the following units :

- 10 kg into g
- 360 mg into g
- 360 cm into m
- 360 cm^3 into m^3
- 250 cm^3 into dm^3
- 2 dm^3 into mm^3
- 42357 g into mg
- 4.1 kJ mol^{-1} to J mol^{-1}
- During a titration, 31 cm^3 of an alkali is needed to neutralise 0.025 dm^3 of an acid.
What is the total volume of the acid and alkali in cm^3 ?
- What is the total mass, in grams, of 137 mg, 4g and 32kg?
.....

Using Formulae

Formulae are used often in chemistry, as they give a relationship between two or more quantities. It is an essential skill that you need to be able to **rearrange formulae**, **substitute values**, **converting to the correct units** if needs be.

You should be familiar with these formulae:

$$\text{Number of moles} = \frac{\text{mass of substance (in g)}}{\text{Relative molecular mass, } M_r}$$

$$\text{Concentration (mol dm}^{-3}\text{)} = \frac{\text{number of moles}}{\text{Volume of solution (dm}^3\text{)}}$$

You should always show your working:

- give the formula
- input values
- then calculate your answer.

Always give the **correct units** with your answer.

Task 12

Show your working for each of these calculations.

1. The M_r of CO_2 is 44. Calculate the number of moles in 125g of CO_2

.....

.....

.....

.....

2. 5.0 moles of CaCl_2 is dissolved in 750 cm^3 of water. What is the concentration in mol.dm^{-3} ?

.....

.....

.....

3. 2.0 g of NaOH were dissolved in 250 cm³ of water in a flask.

a) How many moles of NaOH are in this solution?

b) What is the concentration of the solution in mol.dm⁻³?

.....

.....

.....

.....

Rearranging equations

Equations are used in chemistry in year 12 and 13. It is essential that you can rearrange equations before you begin A level chemistry.

Remember: Whatever you do to one side, you need to do to the other side of the equation.

For example, to rearrange $c = \frac{n}{V}$ (concentration = number of moles /volume) to find n:

V

Multiply both sides by v: $c \times v = \frac{n}{v} \times v$ ← the 'v's cancel out

v

So $c \times v = n$

Task 13

Rearrange these equations:

1. $c = \frac{n}{V}$ to find v

V

2. mass = moles to find moles

Mr

3. $pV = nRT$ to find T

4. Rate = $k[NO]^2$ to find $[NO]$

5. $\Delta G = \Delta H - T \Delta S$ to find T