



PiXL Computer Science

GCSE to A-level Transition Pack

Student Pack



Contents

Using this pack	3
Computer Science Theory.....	4
Recommended resources	4
Wider computing issues and integrated questions	4
Systems Architecture.....	4
Memory	5
Storage.....	5
Networks.....	5
Systems Software	6
Ethical, Legal, Cultural and Environmental Concerns.....	6
Computational Thinking – Theory	7
Computational Logic and Calculations	7
Programming Tools and Standards.....	9
Algorithmic Thinking and Problem Solving.....	10
The problems	11
The Princess in the Castle	11
Covering a Chess Board	11
Hat, hat, hat...	12
Einstein’s riddle (and related grid problems)	12
The torch and the bridge	13
Light switches.....	13
Knights, knaves and spies	14
Weighing and measuring	14
Make 15	14
Code breaking	15
Writing Code.....	16
Enrichment Activities.....	18
Mandatory Tasks.....	19
Optional Tasks.....	19



Using this pack

The transition from working at a GCSE standard to an A-Level is significant, including an increasing emphasis on technical content, extended answers and independent research. This pack is designed to allow you to practice some of these skills, building on the work that you may have covered at GCSE. Whether you have studied GCSE Computer Science or not, and whatever your grade, there will be something here to support your preparation for A-Level.

This transition pack is organised into three sections:

- Computer Science Theory
- Algorithmic Thinking and Problem Solving
- Writing Code

This broadly matches the examination and non-examination assessments of the new GCSEs and A-Levels. Within each section there will be practice questions to support both the content and style of writing required at A-Level, plus various links to books and other resources that you can use to study any topics that require attention. Each section is based on the GCSE specification, so that the content should be familiar if you have already studied GCSE Computer Science; if you are new to the subject, this should give you an overview of the main topic areas that you will study.

The questions are designed to go beyond GCSE standard and prepare you for A-Level study. Some questions are quite straightforward, and test core knowledge. Others are chosen to give you a chance to extend both your thinking and writing skills and to demonstrate your creativity in solving problems. There are also some genuinely hard extension questions if you want them!

There are many different ways that you can use this resource, including:

- As a baseline assessment of skills before starting a course
- To support the development of specific skills
- As a resource to support bridging courses or other pre-course study

Your teacher will direct to the appropriate questions to complete, although there is no reason why you can't explore further on your own.

Note that this is not a "self-study" document on its own. This resources contains questions, prompts, starting points and solutions to help you study one or more core topics before starting the A-Level. However, it is not a text book and you may need to refer to the support resources referenced in order to complete the exercises; where possible these are either existing PiXL resources or are freely available online. A number of interesting books for purchase are also listed; please note that these are no way endorsed by PiXL or any exam board, nor are the authors in any way connected to PiXL (as far as I know). Rather, they are simply books that other staff, or students, have recommended. I leave you to evaluate them yourself.

Answers are in a separate document, so you will have to ask your teacher for those!



Computer Science Theory

Recommended resources

- GCSE textbooks, as recommended by your school
- teach-ict.com (may require a school login)
- PiXL Computer Science 8 – 9 Revision Pack
- PiXL Computer Science Booster Pack

Wider computing issues and integrated questions

These questions require you to use your technical knowledge in context. Reference any sources that you use to help you.

1. Create a timeline showing the history of computing, including any key discoveries or inventions. Extend your timeline to show how you think computer science might develop over the next 50 years.
2. Compare the Xbox ONE, PS4 Pro and PC as gaming platforms. You must use as much technical detail as possible and reference any evidence presented. Choose how you will present your ideas.
3. Discuss the benefits and limitations of Virtual Reality
 - a. In business contexts, such as medicine
 - b. As a gaming tool
 - c. As an extension to social media
4. Design the next piece of wearable technology, annotating how it will function and explain the function and purpose of any components used.

Systems Architecture

1. Produce an annotated diagram showing how the CPU processes data. This should include
 - a. The purpose of the CPU
 - b. Common CPU components and their function
 - i. Arithmetic and Logic Unit (ALU)
 - ii. Control Unit (CU)
 - iii. Cache
 - iv. Registers
 1. Memory Address Register (MAR)
 2. Memory Data Register (MDR)
 3. Program Counter
 4. Accumulator
 - c. Reference to the fetch-execute cycle
2. Discuss, with examples, how the performance of a CPU can be improved, including:
 - a. Increasing the clock speed

- b. Increasing the cache size
- c. Increasing the number of processing cores

Memory

1. Compare RAM and ROM
2. Explain the need for virtual memory in a computer system
3. Describe the characteristics of flash memory

Storage

1. Complete the following table comparing optical, magnetic and solid state storage media

	Capacity	Speed	Portability	Durability	Reliability	Cost
Optical						
Magnetic						
Solid State						

2. Justify one use of each storage method

Networks

1. Explain the similarities and differences between
 - a. A LAN and a WAN
 - b. Client-server and peer-to-peer networks
2. Explain the difference between the Internet and the World Wide Web
3. Describe the factors that affect network performance, and explain how network performance can be improved
4. Draw three different network topologies
 - a. Label all the components required to create each network
 - b. Explain the purpose of each component in the network, including
 - i. Wireless Access Points
 - ii. Routers
 - iii. Switches
 - iv. Network Interface Cards
 - v. Transmission media, such as Ethernet Cables
5. Create an interactive presentation or resource, such as a website, that explains how your computer connects to a webpage, such as www.bbc.co.uk Include the following:
 - a. DNS
 - b. Hosting
 - c. TCP/IP, including the concept of layers
 - d. HTTP/HTTPS
 - e. Packet switching



6. There have been many recent high-profile cyber-attacks across the world, including the attack on the NHS in May 2017. Some commentators have said that “we now rely too much on technology”. Write an essay explaining how far you agree with this statement and including descriptions of threats to IT systems and ways to reduce vulnerabilities.

Systems Software

1. Create a presentation comparing Windows, Linux, iOS, Android (which is based on Linux) and Unix. Discuss the features of each operating system, comparing the benefits and limitations of each. Note that you can try a basic Unix interface here: <http://www.masswerk.at/jsuix/>

Ethical, Legal, Cultural and Environmental Concerns

Find a recent news story on one of the following topics:

- A legal issue in computing, such as a breach of the Data Protection Act
- An ethical issue in computing, such as the development of AI
- An environmental issue in computing, such as the disposal of waste equipment
- A technical development in computer science, such as the Internet of Things

Summarise the story, explaining any technical content for a student in year 10.
Explain how the story affects you as a student of computer science.

Computational Thinking – Theory

Computational Logic and Calculations

1. Complete the truth tables for the following expressions
 - a. A AND (B OR C)

A	B	C	B OR C	A AND (B OR C)
0	0			
0	0			
0	1			
0	1			
1	0			
1	0			
1	1			
1	1			

- b. (NOT A) OR (NOT B)
 - i. What single logic gate produces the same result as this expression?

A	B			

- c. Draw a circuit to represent each expression

2. Calculate each of the following, showing any appropriate working you need

- a. 13 MOD 2
- b. 16 MOD 6
- c. 15 MOD 3
- d. 7 MOD 8
- e. 13 DIV 2
- f. 16 DIV 6
- g. 15 DIV 3
- h. 7 DIV 8
- i. 2^0
- j. 2^7
- k. 2^8



I. 2^{10}

3. Convert the following into the units given

- a. 4 bytes = bits
- b. 1 TB = bytes
- c. 80 kB = GB
- d. 40 MB = nibbles

4. Complete the table, converting between binary, hexadecimal and denary as required

Binary	Hex	Denary
0010 1010		
	0B	
		255
0110 0111		
	F5	
		48
	CD	

5. Complete the following calculations

- a. $0110\ 0011 + 0011\ 0001$
- b. $1010\ 0110 + 1100\ 1111$
- c. $0110\ 0011 \ll 2$ (bit shift left two places)

6. Check if these are valid ASCII characters. If they are, give their character equivalent. Note that the first bit is a check digit using even parity, and the remaining 7 bits are the character

- a. 1110 0010
- b. 1100 0111
- c. 0011 0110
- d. 1100 1010



Programming Tools and Standards

1. Compare the use of jpg, png and gif to store images, explaining the benefits, properties and uses of each image format
2. Produce an annotated diagram of the IDE you prefer to use to write code, explaining any features of the IDE that help you to produce your code. You may need to show examples of the IDE in use to highlight the different features



Algorithmic Thinking and Problem Solving

The following puzzles will help you to develop your logical thinking skills. There are many good books of puzzles, plus countless online sources to test your skills. Some recommendations are given later.

The following puzzles are representative of classical problems and problem solving strategies. You can solve each one by trial and error, but you are encouraged to think about the strategy you employed to solve the problem. Note that there are discussions of each problem available online if you want to investigate them in more detail.

Two good general strategies to try are:

- Can you solve a simpler version of the problem first?
- Can you draw a diagram to help you *visualise* the problem?

After that, you have your standard computer science strategies:

- Decomposition
 - Can you split the problem down into smaller parts to solve?
- Abstraction
 - Can you remove any unnecessary details to focus in on only what you need to solve the problem?
 - Be careful – are you sure that you have kept the right information?
- Generalisation and problem recognition
 - Is this puzzle a specific example of a problem for which there is a general solution? If so, how does it apply in this case?
 - Do you recognise the problem from somewhere else, or is it similar to something else?
 - You may need to generalise the problem to identify the core features so that you can spot equivalent problems.

Another important strategy is to ensure that the problem is *well-defined*. This means that you know:

- The goal: what you are trying to achieve
- The givens: what you know at the start, or your starting conditions
- The resources: what you have available to solve the problem
- The constraints: any rules that limit your solution
- The ownership: who or what is carrying out each part of the solution

Sometimes just working through the problem definition carefully is enough to give the required insight.

The complete work on problem solving is Polya's "How To Solve It"; there are many sources for this online if you are interested.

The problems

The Princess in the Castle

Originally heard on Puzzle Panel on BBC Radio 4. <http://www.bbc.co.uk/programmes/b00xhd45>

A princess lives in a long corridor in a castle. The corridor has 17 rooms, numbered 1 to 17 inclusive. Each night the princess sleeps in a different room according to the following rules:

- On the first night of the year she sleeps in a random room
- Each night she moves to an adjacent room; she never sleeps in the same room on two nights in a row and she always moves exactly one room left or right along the corridor
 - For example, if she is currently sleeping in room 12, then on the next night she will either be in room 11 or in room 13
 - If she is in room 1, then she must be in room 2 on the next night as she cannot move in any other direction (the same is true for room 17 – she must move to room 16 next)

A prince wishes to marry the princess. To do this he must find her room in the castle. However, whenever he sneaks into the castle at night, the guards quickly find him and throw him out! Therefore he only has time to search one room each night.

The princess is unable to give the prince any clues to her location, and the prince has no knowledge of her location, other than whether or no she was in the room he last tried.


What strategy should the prince follow in order to find the princess in a finite time?

What is the maximum number of nights the prince needs to search before he can guarantee finding the princess?

Covering a Chess Board

I was first told this puzzle by Dr Barden of Pembroke College Cambridge.

Imagine a standard 8x8 chess board. Now cut off two diagonally opposite corners squares to get a shape like this:



I also have a pack of dominoes. Each domino is exactly the right size to cover two squares on the chess board, either horizontally or vertically. (The dominoes cannot be placed diagonally.)



Is it possible to cover the board with dominoes so that each domino covers exactly two squares, with no overlaps and without any dominoes “hanging off” the edge of the board? If so, how do you do it? If not, why not?

Hat, hat, hat...

Another puzzle that I heard on the excellent Puzzle Panel.

I have taken a group of students on a school trip. I want to organise them into two groups and so I have given each one a coloured hat. Some hats are red, while others are blue. Each child can see everyone else’s hats, but not their own.

I am feeling obtuse, so I have asked the students to get themselves into two groups based on the colours of their hats, with all the red hats together and all the blue hats together. But! I have told them they are not allowed to talk or communicate in any way.

What strategy should they use to form the two groups?

Einstein’s riddle (and related grid problems)

Grid puzzles have been in print for years. The scenario presented below is my own.


	Python	Java	VB	C	Puzzles	Maths	Gaming	Money
Alice								
Bob								
Charlie								
Dave								
Puzzles								
Maths								
Gaming								
Money								

1. Of the one who likes puzzles and the one who loves maths, one is Alice and the other programs in C.
2. The python programmer’s name is alphabetically one more than the person who enjoys solving puzzles
3. Bob got into computer science through gaming
4. Of Dave and Bob, one wants to study computer science for the money, while the other codes in VB

Lots more of this style of puzzle, including interactive solving tools, can be found here:

<http://www.logic-puzzles.org/index.php>

For Einstein’s riddle, allegedly one of the hardest of this type of puzzle, try this book:

	<p>Einstein's Riddle Jeremy Stangroom Bloomsbury Publishing (18 May 2009) ISBN-10: 1408801493 ISBN-13: 978-1408801499</p>	<p>Contains the world's most famous logic puzzle</p>
---	---	--

The torch and the bridge

I'm not sure where the original credit for this puzzle should lie – it is a common university interview question.

Three travellers wish to cross a rickety old rope bridge. Each person takes a different amount of time to cross the bridge.


- Alice takes 1 minute
- Bob takes 2 minutes
- Charlie takes 5 minutes
- Dave takes 8 minutes

The bridge will only support two people at once (it is very old)

What's worse, we only have one torch between us... It is (of course) a very dark night and the bridge is too dangerous to cross without the torch. Oh, and the torch only has enough battery for 15 minutes...

How do we get across the bridge?

Many more of these algorithmic puzzles can be found here:

	<p>Algorithmic Puzzles Any Levitin, Maria Levitin Oxford University Press, USA (14 Oct. 2011) ISBN-10: 0199740445 ISBN-13: 978-0199740444</p>	<p>A collection of puzzles designed to test and develop your algorithmic thinking and problem solving strategies. The book is well organised, with a discussion of each problem solving strategy and then several puzzles to practice.</p>
---	---	--

Light switches

This puzzle was an Oxford University interview question.

You are standing in a room with three light switches. Each switch controls exactly one light bulb in the next room. (This is a budget puzzle, so they are plain, cheap, basic light bulbs.) The door to the next room is closed, and there are no windows, so you cannot see the light bulbs.



You may manipulate the switches as much as you like, then you may go through into the room with the lights. You must then say which switch controls which bulb.

How do you do it?

Knights, knaves and spies

On the fabled Island of Knights and Knaves, we meet three people, A, B, and C, one of whom is a knight, one a knave, and one a spy. The knight always tells the truth, the knave always lies, and the spy can either lie or tell the truth.

A says: "C is a knave."

B says: "A is a knight."

C says: "I am the spy."

Who is the knight, who the knave, and who the spy?

Weighing and measuring

1. You have 10 bags of coins, each bag contains 100 coins. Nine of the bags contain real coins; each real coin weighs 1 gram. One bag contains fake coins; each fake coin weighs 0.9 grams.

If you have an accurate scale that will display the weight of an object placed on it, how can you identify the bag of forgeries using the scale only once?

2. You have 12 coins, one of which is fake. The fake is either lighter or heavier than the real coins, but you do not know which. You have a balance that you can use to compare the weights of items.

How can you find the fake coin in just three uses of the balance? (You have no other weights or reference objects, just the balance and 12 coins.)

Make 15

You and I are going to play a card game. The rules are as follows:

- 9 cards, numbered 1 – 9, are placed face up on the table between us
- You go first
- On your turn you may pick up any one card from the table
- We alternate turns, each picking up one card at a time
- The winner is the first player to get any three cards that add up to exactly 15 (You can have more than three cards in your hand as long as three of them add up to 15. For example, if I was holding 8, 6, 2 and I could pick up the 5 I would win with 8, 2, 5)

What strategy should you follow to always win at this game, or at least never lose?




Code breaking

Decrypt the following message

WYRAC WWDEE OBORI EIOWO NUILN UEKYL CPNRD HODLO HVEMF NHRIE OYIDA NEETW T

If you like code breaking, or just really hard puzzles, try this:




 The cover of the book "The GCHQ Puzzle Book" by Michael Joseph. It features a grid of letters and a central emblem. The text on the cover includes "PUZZLE BOOK" and "Put your wits against the people who cracked Enigma".	<p>The GCHQ Puzzle Book GCHQ Michael Joseph (20 Oct. 2016) ISBN-10: 0718185544 ISBN-13: 978-0718185541</p>	<p>A proper work-out for the brain!</p>
---	--	---

There are many more good logic, lateral and algorithmic puzzles available online if you are interested. Here is one starting point: <https://en.wikibooks.org/wiki/Puzzles>

Writing Code

There are many good resources for learning to write code and to practice your coding skills.

Here are some you might like to try. Your teacher may recommend particular resources, or direct you to complete specific exercises.

	<p>Think Python Learning with Python 3 Peter Wentworth, Jeffrey Elkner, Allen B. Downey, Chris Meyers Oct. 2012 http://openbookproject.net/thinkcs/python/english3e/index.html</p>	<p>One of the best free books on learning to program using python. The emphasis is on understanding why we write code and solve problems in a particular way, which is useful for A-level students. The book is well organised, with plenty of exercises in each chapter, plus a glossary of key words. Up to Ch14 is AS level, the rest of the book covers A level standard code, including the key data structures and algorithms. Note that the same resource is available for other languages, namely <i>Think Java</i> and <i>Think C</i></p>
	<p>Invent with Python Albert Sweigart http://inventwithpython.com/</p>	<p>A nice way to start python, this site has a collection of introductory books on writing code, also all free! Each chapter has a game (or similar to make) and includes the full code, plus a step-by-step walkthrough of how to make it. It is a good exercise to read code before you write it, so making some of these games is useful.</p>
	<p>The British Informatics Olympiad https://www.olympiad.org.uk/problems.html</p>	<p>Lots of hard coding challenges. Like the maths challenge, only for programming! The Mayan Calendar is a good starting point.</p>



There are also various PiXL resources to teach basic python up to GCSE standard.

The coding challenges below will let you check your skills. Part of the transition to A-level is combining skills, and also ensuring that you plan and test your work thoroughly, so think about how you can re-use components and design your code for readability and robustness.

1. Write an program to:
 - a. Ask the user to input
 - i. Their first name
 - ii. Their surname
 - iii. A date, in the format DD/MM/YYYY
 - b. The program should then output a customer ID as follows:
 - i. The date in the format YYYYMMDD, then the first three letters of the surname, then the first initial, then the length of their first name. All letters should be in capitals
 - ii. For example, John Smith, 27/05/2017 would give 20170527SMITHJ4
 - c. The program should validate any inputs and keep asking for inputs until the user enters correct details or types "quit" at any point

Plan your algorithm first, using a flowchart or pseudocode

Code your algorithm, and provide evidence of both your code and the working output

Create a test plan for your algorithm, including testing your validation with normal, boundary and erroneous data

2. Write a program to:
 - a. Ask the user to input
 - i. The name of a product
 - ii. Its cost in pounds
 - iii. The program should keep asking for inputs until the user types "None"
 - b. The program should then output:
 - i. The name and price of the most expensive item
 - ii. The name and price of the least expensive item
 - iii. The average price of the items
 - iv. The total cost of the items
 1. Items over £50 get a 5% discount
 2. VAT is added at the end at 20%
 - c. The program should validate any inputs

Plan your algorithm first, using a flowchart or pseudocode

Code your algorithm, and provide evidence of both your code and the working output

Create a test plan for your algorithm, including testing your validation with normal, boundary and erroneous data.



Enrichment Activities

National Museum of Computing, Bletchley Park (Near Milton Keynes)

<http://www.tnmoc.org/>

<https://www.bletchleypark.org.uk/>

<http://www.codesandciphers.org.uk/bletchleypark/> (virtual tour)

The National Museum of Computing and the Bletchley Park code breaking exhibition are both on the same site, although each has a separate entrance fee. Huge range of technology to explore, including Colossus, the world's first electronic computer.

Museum of Science and Industry, Manchester

<http://msimanchester.org.uk/>

The museum has an exhibition covering the development of computers, and they have "Baby" the world's first stored program computer. (There is an interactive talk about Baby every day.)

Science Museum, London

<http://www.sciencemuseum.org.uk/>

A wide range of science and technology exhibitions. In particular, the museum is currently hosting an exhibition on robotics, charting our 500 year quest to make machines human.

Centre for Computing History, Cambridge

<http://www.computinghistory.org.uk/>

A large collection of vintage and retro computers, with an emphasis on how computers have developed over time and the social context and impact of technological change.



Mandatory Tasks

1. Complete the tasks in the booklet
2. Complete model answer for and against the use and development of driverless cars (paired task started on Induction Day)
3. Research Technological developments – find a platform (like Ted Talks) and find an interested technological development – write a summary of your findings

Optional Tasks

- Complete the tarsia from the induction section
- Participate in one of the enrichment activities list above and write a reflection on it
- Find an interesting article or book reading around Computer Science