

# Stone Age to Iron Age

## What you've learnt already

- EYFS—homes and houses from the past/ how they've changed
- Y2—Great Fire of London—understanding how to control fire
- Y2—understanding how advancements in technology helps people live their daily life.

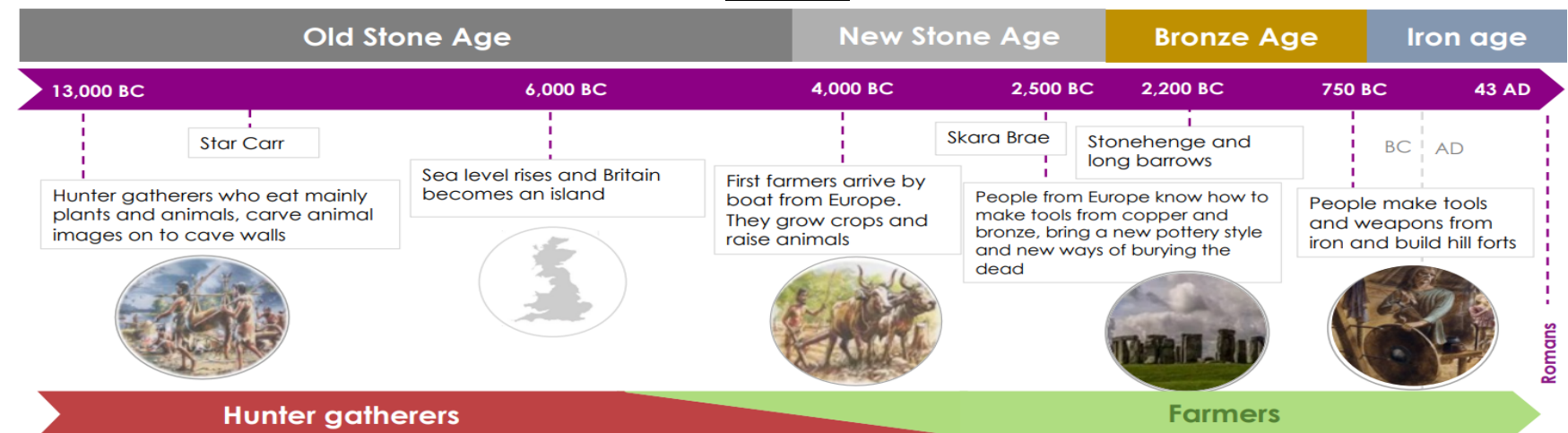
## Choices

- Do you think it's okay to dig up to understand the past?
- Would you want to live in Skara Brae?
- Burial vs cremation—which and why?

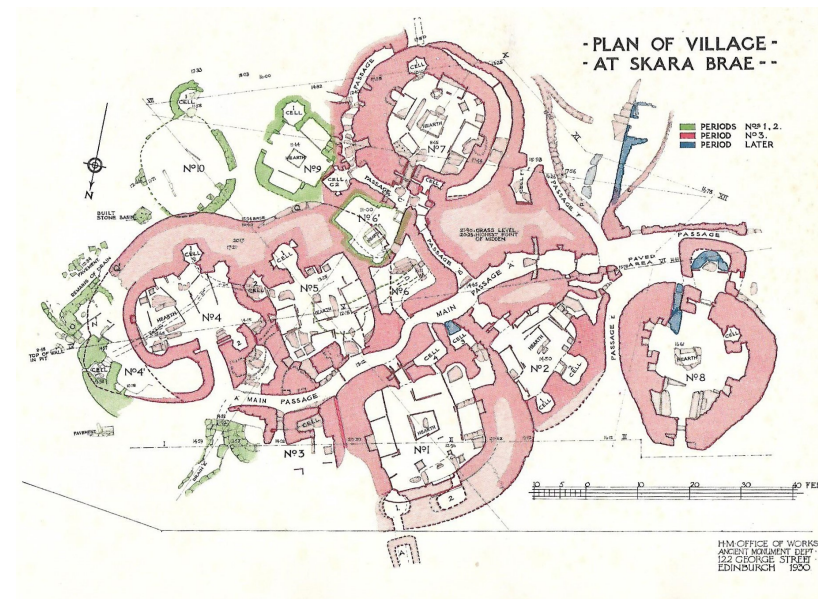
## Key Vocabulary

Hillfort	a fort built on a hill, surrounded by defensive banks and ditches
Hunter-gatherers	People who mainly live by hunting, fishing and gathering wild fruit.
Kingdom	a country ruled by a king or queen
Migration	when people move to live in a different place
Settlement	places where people live permanently
Source	something that provides information
Stonehenge	a monument made of standing stones in a circle
Tomb	a place where a dead person is buried
Village	a small settlement

## Timeline



## Map



## Key Facts and Dates

- Humans used stone tools to hunt animals like deer in the Stone Age
- Weapons and tools became smaller and sharper
- Humans learnt how to control fire and used it to cook
- Skara Brae was a Stone Age village with farmers and crops
- Copper and tin were melted together to make bronze
- Tombs and burial sites show us that they had religious beliefs
- Iron was more effective than bronze
- Hillforts were built to protect villages
- Romans invaded in AD43 to end prehistoric Britain

## Lesson Sequence

L1	Explore how hunter-gatherers survived
L2	Identify changes within the Stone Age
L3	Use sources and evidence to suggest what life was like in the past
L4	Compare the Stone Age and the Bronze Age
L5	Explore the beliefs of prehistoric ancestors through evidence
L6	Identify how the Iron Age was different to the Bronze Age

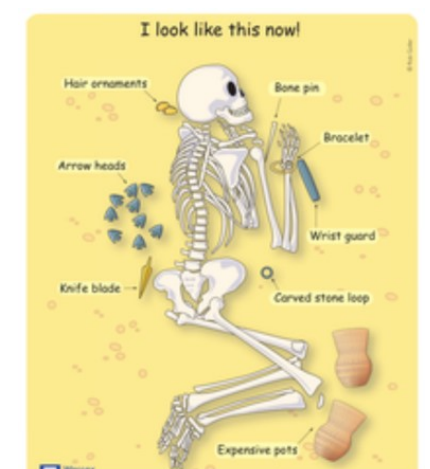
## Famous Figures



Red Lady of Paviland



Amesbury Archer



Stone Age to Iron Age


One Point	Two Points	Three Points	Four Points
-----------	------------	--------------	-------------