

### What should I already know?

#### (Substantive Knowledge)







- Understand the role of an architect or designer.
- Understand when we make sculpture by adding materials it is called Construction.
- Look at the work of a printmaker, an architect, and artists and learn to dissect their work to help build understanding. Understand how the artists experience feeds into their work.
- Understand we may all have different responses in terms of our thoughts and the things we make. That we may share similarities. Understand all responses are valid.

### What will I learn?

#### (Implicit Knowledge/Skills)

- Share responses to classmates work, appreciating similarities and differences.
- Document work using still image (photography) or by making a drawing of the work. If using photography consider lighting and focus. Some children may make films thinking about viewpoint, lighting & perspective.
- Transform found objects into sculpture, using imagination and construction techniques including cutting, tying, sticking. Think about shape (2d), form (3d), texture, colour and structure.
- Use Design through Making philosophy to playfully construct towards a loose brief.
- Use the Design through Making philosophy to construct with a variety of materials to make an architectural model of a building, considering shape, form, colour, and perspective. Consider interior and exterior.

### Key Vocabulary:

Treehouse 	A structure built in the branches of a tree for people to play in.
Imagination 	The action of making new ideas, or images of objects not in front of someone.
Balance 	The use of artistic elements such as line, texture, color, and form that looks good.
Materials 	The matter or substance that objects are made from.
Form 	Something that is three-dimensional and encloses volume, having length, width, and height.
Transformation 	A marked change in form, nature, or appearance.

### Focus Artists



Chris Kenny



My Learning Ladder

Learning Objective	Pupil Voice	Teacher Assessment
to explore different materials to create something new		
to discuss different types of treehouses		
to design a treehouse that could be found in The Wonder		
to create my treehouse including platforms		
to add details to my tree house		
to present my treehouse to a small group and evaluate it	See below.	

**Evaluation of my Final Piece**

Glue here.