Seesaw help sheet

Once you have logged on with your QR code or 16-digit code, you should find your personal journal of work.

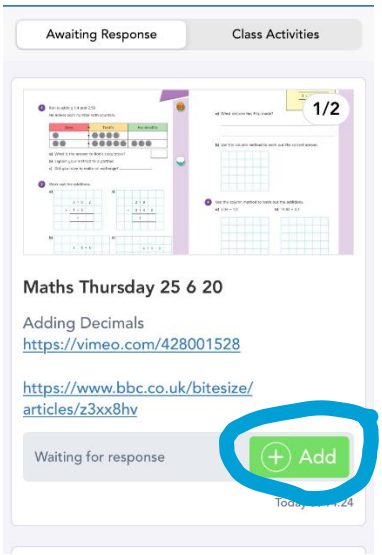

1. Decide on the lesson you want to do. Click on the lesson to read the instructions. To complete the work, click on the green add/ add response.

If you choose MATHS:



2. To enlarge the MATHS document : click on the magnifying glass to enlarge the page.

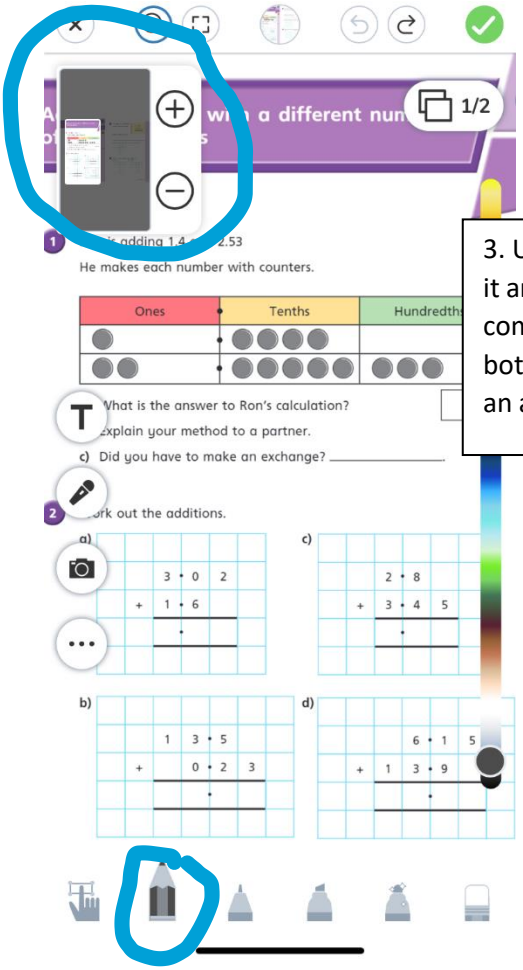

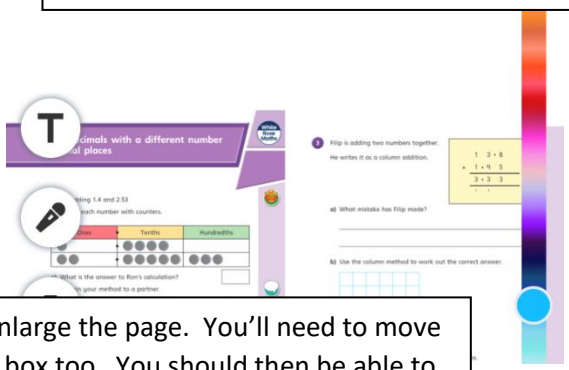

3. Use the plus + to enlarge the page. You'll need to move it around via this grey box too. You should then be able to complete most of the work with the pencil tool at the bottom. When finished, click on the green tick to send it to an adult from school.

Maths is the hardest to navigate on Seesaw. We understand that it won't be as neat as usual.

Early Bird Maths - Click on add response and type the answers onto the notes. Do you working out on some paper.

English

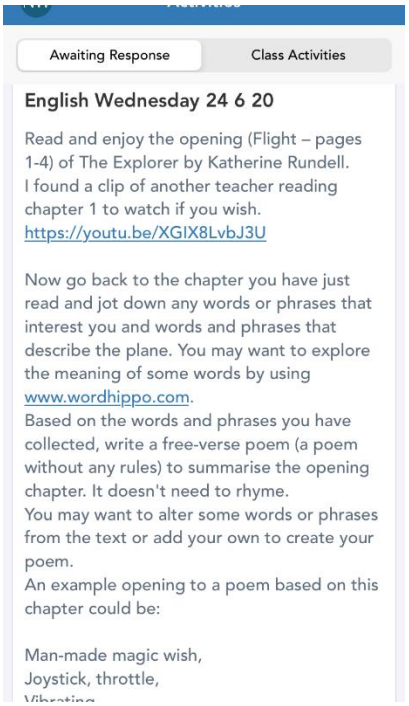

Read the instructions. These are the instructions that are usually on the document that we send. If possible, we will add any extra resources that are needed. You can write your response onto the notes section – add response. You could even record yourselves reading your response.

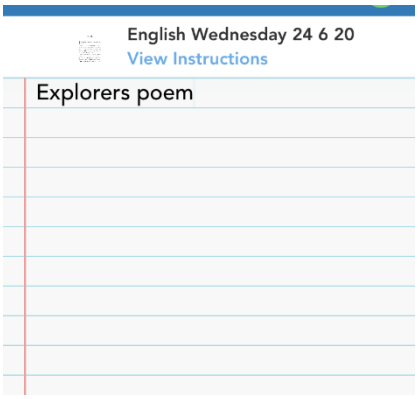

Reading books- it would be nice to hear you all reading again. You can click on the green + button on your journal page. This allows you to upload other things that you want to share with us, e.g. video of reading a book, photos of other work.

The teachers and teaching assistants will look at the work as soon as possible. They will add comments when necessary. You can ask for help if you need it.

We will upload the work daily so that your journal doesn't look too full. Please carry on doing the work in other subjects on paper or in the books that we sent home. You could send us photographs of them.

We are excited about getting this going and we hope that you will find the work much more fun and easier to do.