

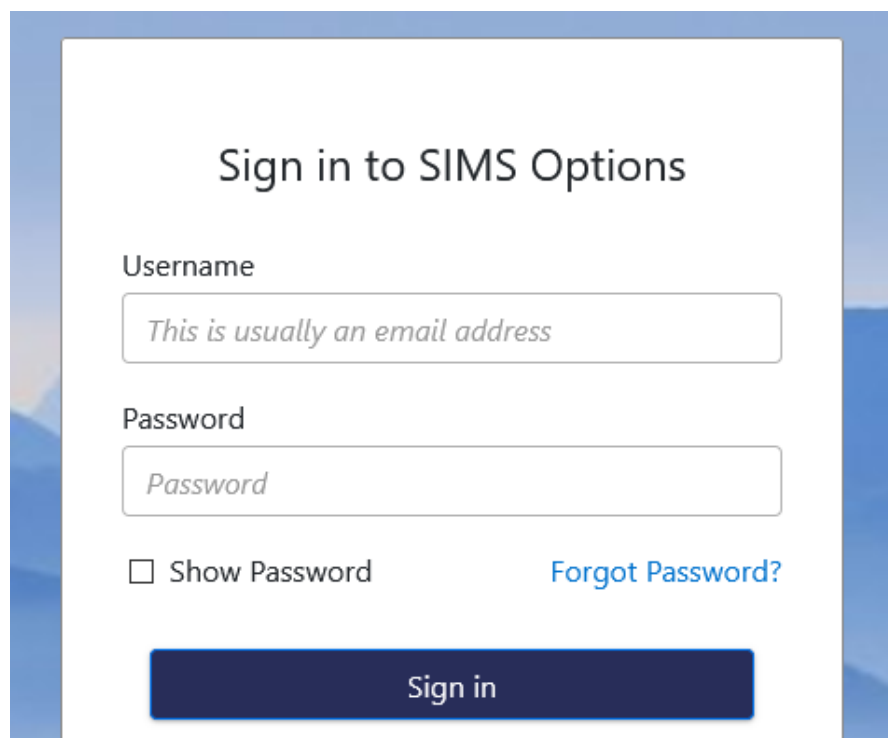
How to Login to SIMs Options Online and Choose your Options

Before students can select their options, they will first need to Register. Most students have already completed the registration during form period with their tutor.

Any students who missed this session should refer to the instructions '*Students - How to register for Options Online*'

Once registered, go to <http://www.sims-options.co.uk/>

Select Sign In with **SIMs**

A screenshot of the login page for SIMS Options. It features a title "Sign in to SIMS Options" and two input fields: "Username" with a placeholder "This is usually an email address" and "Password" with a placeholder "Password". Below the fields is a checkbox labeled "Show Password" and a link "Forgot Password?". A dark blue "Sign in" button is at the bottom.

Sign in to SIMS Options

Username

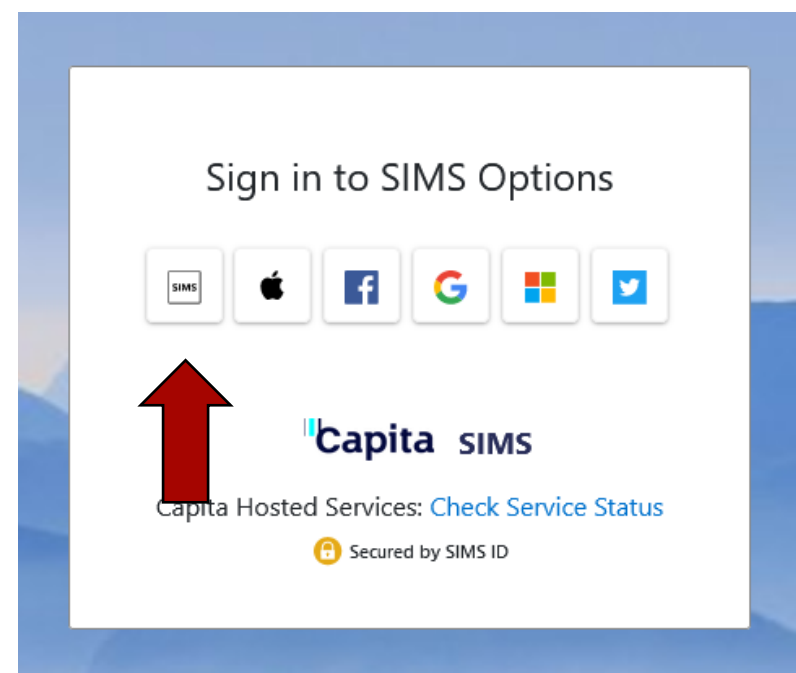
This is usually an email address

Password

Password

☐ Show Password [Forgot Password?](#)

Sign in



Sign with your school account (email and password)

How to Choose your Options

Login at <http://www.sims-options.co.uk/>

Select Sign In with **SIMs** and use your school account




Sign in to SIMs Options



Capita SIMs

There is no submit button or confirmation email.

Make sure you SAVE your option choices
(top left of screen)



Make your section A choice by clicking on the subject name.

Make your block B choices by clicking on the names of the 2 subjects you wish to study.

Make 1 reserve choice by clicking on reserve next to the subject name.

If you wish to study an additional GCSE in PE or Music please select it in the last option block. If you don't please select 'No Extra GCSEs'

Section A

For details on how to complete the option form please refer to the instructions on the Virtual Options page of the school website. Details of each course can be found in the Key Stage 4 Options Choices booklet which is available on the school website. You must pick **one subject** from the list below.

You have chosen 1 of 1 courses from this list

Computing GCSE 9-1 Full Course <small>This course is also available in Section B-1</small>	German GCSE 9-1 Full Course <small>You have selected this course in Section B-1</small>	French GCSE 9-1 Full Course <small>This course is also available in Section B-1</small>
Geography GCSE 9-1 Full Course <small>This course is also available in Section B-1</small>	History GCSE 9-1 Full Course <small>This course is also available in Section B-1</small>	Latin GCSE 9-1 Full Course <small>This course is also available in Section B-1</small>
Mandarin GCSE 9-1 Full Course <small>This course is also available in Section B-1</small>	Spanish GCSE 9-1 Full Course <small>This course is also available in Section B-1</small>	

Section B-1

You must pick **two subjects** from the list below. You must also pick **one reserve subject**. To fulfil the requirements on the Ebacc you will need to include a language and either History or Geography. **Please note:** Do not choose the following combination: Art and Photography

You have chosen 2 of 2 courses and 1 of 1 reserves from this list

Art GCSE 9-1 Full Course <small>This course is also available in Section A</small>	Business GCSE 9-1 Full Course <small>This course is also available in Section A</small>	Computing GCSE 9-1 Full Course <small>This course is also available in Section A</small>
German GCSE 9-1 Full Course <small>This course is also available in Section A</small>	Drama GCSE 9-1 Full Course <small>This course is also available in Section A</small>	Design Tech (Materials) GCSE 9-1 Full Course <small>This course is also available in Section A</small>
Engineering (Math&Mech) GCSE 9-1 Full Course <small>This course is also available in Section A</small>	Food and Nutrition GCSE 9-1 Full Course <small>This course is also available in Section A</small>	French GCSE 9-1 Full Course <small>This course is also available in Section A</small>
Geography GCSE 9-1 Full Course <small>You have selected this course in Section A</small>	History GCSE 9-1 Full Course <small>This course is also available in Section A</small>	Latin GCSE 9-1 Full Course <small>This course is also available in Section A</small>
Mandarin GCSE 9-1 Full Course <small>This course is also available in Section A</small>	Music GCSE 9-1 Full Course <small>This course is also available in Additional GCSE's</small>	Photography GCSE 9-1 Full Course <small>This course is also available in Section A</small>
Physical Education GCSE 9-1 Full Course <small>This course is also available in Additional GCSE's</small>	Spanish GCSE 9-1 Full Course <small>This course is also available in Section A</small>	Design Tech (Textiles) GCSE 9-1 Full Course <small>This course is also available in Section A</small>

Additional GCSE's

Please indicate if you are interested in studying an additional GCSE in Music or PE. If you are not interested please select 'No Extra GCSEs'. **Please note:** If you are interested in this option you should first read the FAQs and then contact Mr Holmes (Music) or Mr Hopper (PE) via email or teams before selecting it here.

You have chosen 0 of 1 courses from this list

No Extra GCSEs General	Music GCSE 9-1 Full Course <small>This course is also available in Section B-1</small>	Extra GCSE Pe and Music GCSE 9-1 Full Course
Physical Education GCSE 9-1 Full Course <small>This course is also available in Section B-1</small>		

My Choices in Order of Preference

(Total Choices: 3)

To change your order of preference select a choice and click the position in the list you would like to move it to.

- Geography
GCSE 9-1 Full Course Section A
- German
GCSE 9-1 Full Course Section B-1
- Engineering (Math&Mech)
GCSE 9-1 Full Course Section B-1

My Reserves in Order of Preference

(Total Reserves: 1)

To change your order of preference select a reserve and click the position in the list you would like to move it to.

- Design Tech (Materials)
GCSE 9-1 Full Course Section B-1

On the right hand side, put your choices in order of preference. If you want to move a subject to a different position in the list – click on it and then click the position you want it to be in.

To remove a choice, just click on the subject name or reserve to remove the choice. It will go back to white.

- You cannot select the same subject twice, either in another block or as a reserve.
- If you wish to leave a comment, scroll down the page to the Students Comment Box
- Once complete, your parent/carers should approve your form.