

## Year 2 Autumn 1

### Phase 5 review











Coverage		Tricky words
Week 1	/ai/ a-e ai ay a eigh ea ey aigh /ee/ y ea ee e ie ey e-e /igh/ igh i-e i y ie /oa/ ow o o-e oa oe ou	people eye whole
Week 2	/oo/ /yoo/ oo u u-e ew ue ou ui /air/ air are ear ere /ur/ er ur ir or ear /ow/ ou ow	through improve move prove shoe two who beautiful their parents
Week 3	/or/ or a aw au ore oor al oar our augh aur /zh/ si su /ch/ ch tch ture* /sh/ sh ti ch ssi ci si	thought sure
Week 4	/j/ j g ge dge /s/ s ss c ce se st sc /u/ ou /e/ ea /i/ y /o/ a /u/ o o-e /oo/ u oul schwa: er a or ar our re	once again any many friend busy pretty because laugh**
Week 5	ie /ee/ /igh/ y /ee/ /igh/ /i/ ea /ee/ /e/ /ai/ a /a/ /ai/ /or/	friend


\*The grapheme 'ture' makes the /ch/ sound but has a slight schwa 'uh' at the end.











\*\*'laugh' is included as a tricky word with an unusual spelling for /a/, but please note regional pronunciations vary.

# Lesson template Phase 5 review

# Weeks 1 to 4, lessons 1 to 4











Focus sound and common graphemes	Unusual graphemes but useful words	Where in the word?	Quick review and tricky words	Read or write the sentence	Spell
<p><b>Focus sound</b></p> <ul style="list-style-type: none"> <li>Introduce the focus sound.</li> <li><b>Say:</b> Today's sound is [say the sound].</li> </ul>  <ul style="list-style-type: none"> <li><b>Say:</b> Write down all the graphemes you know for today's sound.</li> <li>Monitor and provide support if needed.</li> <li>Point to the focus graphemes on the Grow the code chart.</li> <li><b>Say:</b> Did you get them all?</li> </ul> <p><b>Common graphemes</b></p> <ul style="list-style-type: none"> <li><b>Say:</b> Let's read the most common graphemes for the sound [say the sound].</li> <li><b>Say:</b> Read the graphemes together.</li> </ul>  <ul style="list-style-type: none"> <li><b>Say:</b> It's Shuffle time. Let's read. Shuffle and repeat.</li> <li><b>Say:</b> One more time – even quicker!</li> </ul>	<p><b>Unusual graphemes</b></p> <ul style="list-style-type: none"> <li><b>Say:</b> Let's read these unusual graphemes for the sound [say the sound].</li> </ul>  <ul style="list-style-type: none"> <li><b>Say:</b> It's Shuffle time. Let's read. Shuffle and repeat.</li> <li><b>Say:</b> One more time – even quicker!</li> </ul> <p><b>Useful words</b></p> <p style="border: 1px solid black; padding: 2px; display: inline-block;">eight</p> <ul style="list-style-type: none"> <li><b>Say:</b> These are useful words, but they have an unusual spelling.</li> </ul> <p><b>For each word:</b></p> <ul style="list-style-type: none"> <li>Show the word card.</li> <li><b>Say:</b> Let's read the word without blending.</li> <li><b>Say:</b> Which is the grapheme for [sound]?</li> <li>Point to the grapheme.</li> </ul>	<p style="border: 1px solid black; padding: 2px; display: inline-block;">shake</p> <p><b>For each word:</b></p> <ul style="list-style-type: none"> <li>Show the word card.</li> <li><b>Say:</b> Let's read the word without blending.</li> <li><b>Say:</b> Where is the grapheme for [sound]: the beginning, middle or end?</li> <li>Tell the children where it is.</li> <li>Sort the words by grapheme.</li> </ul> <p>Display the Best bets poster. Tell the children about any spelling patterns – see the notes in the Best bets guide.</p> <p><b>Read the word</b></p> <ul style="list-style-type: none"> <li><b>Say:</b> Let's read the words without blending.</li> </ul>  <ul style="list-style-type: none"> <li><b>Say:</b> It's Shuffle time. Let's read. Shuffle and repeat.</li> <li><b>Say:</b> One more time – even quicker!</li> </ul>	<p><b>Quick review</b></p> <ul style="list-style-type: none"> <li><b>Say:</b> Let's read all the words we have looked at with the sound [say the sound].</li> </ul>  <ul style="list-style-type: none"> <li><b>Say:</b> It's Shuffle time. How quickly can you read the words? Shuffle and repeat.</li> </ul> <p><b>Tricky words</b></p> <p style="border: 1px solid black; padding: 2px; display: inline-block;">people</p> <p>(If included on the weekly grid)</p> <ul style="list-style-type: none"> <li><b>Say:</b> Let's read this/these tricky words that have today's sound [say the sound].</li> </ul> <p><b>For each word:</b></p> <ul style="list-style-type: none"> <li>Show the tricky word card.</li> <li>Read the word and identify the tricky part.</li> <li>Explain that the word is tricky because it contains a very rare spelling for today's sound.</li> </ul> <p>Refer to the <b>Support for tricky words</b> downloads for guidance.</p>	<p><b>Read the sentence</b></p> <div style="border: 1px solid black; padding: 5px; margin: 5px 0;"> <p>Drain the apricots and put eight on a plate.</p> </div> <ul style="list-style-type: none"> <li>Display the sentence.</li> <li><b>Say:</b> Can you see any digraphs? Point them out.</li> <li><b>Say:</b> Can you see any tricky words? Point to them and read them together.</li> <li><b>Say:</b> Read aloud as I point to each word.</li> <li>Read the sentence again at a quicker pace.</li> </ul> <p><b>Write the sentence</b></p>  <ul style="list-style-type: none"> <li>Read the sentence aloud.</li> </ul>  <ul style="list-style-type: none"> <li>Use <b>copy me</b> until the children say the sentence confidently.</li> </ul>  <ul style="list-style-type: none"> <li>Model writing the sentence. Model capital letters, punctuation, spelling words, tricky words.</li> <li>Hide the sentence.</li> <li><b>Say:</b> Your turn.</li> <li>Monitor and support if needed.</li> <li><b>Say:</b> Now let's check and correct the sentence together.</li> <li>Check and correct.</li> </ul>	<ul style="list-style-type: none"> <li><b>Say:</b> We are going to spell three useful words. Copy me.</li> </ul> <p style="border: 1px solid black; padding: 2px; display: inline-block;">straight</p> <p><b>For each word:</b></p> <ul style="list-style-type: none"> <li>Read the word.</li> </ul>  <ul style="list-style-type: none"> <li>Segment and put the sounds on your fingers.</li> </ul>  <ul style="list-style-type: none"> <li>Write them down.</li> <li>Hide the word from the children.</li> <li><b>Say:</b> Your turn. Say the word. Segment it. Pop the sounds on your fingers. Write them down.</li> </ul> <p style="border: 1px solid black; border-radius: 50%; padding: 2px; display: inline-block;">1,2,3</p> <ul style="list-style-type: none"> <li><b>Say:</b> 1, 2, 3, show me!</li> <li><b>Say:</b> Now check and correct your word.</li> <li>Check and correct.</li> </ul>

Review graphemes	Sort it out	Best bets	Quick review and tricky words	Write the sentence	Spell
<ul style="list-style-type: none"> <li><b>Say:</b> This week's sounds were [say the sounds].</li> </ul> <p><b>For each sound:</b></p>  <ul style="list-style-type: none"> <li><b>Say:</b> Write down all the graphemes you know for [say sound].</li> <li>Monitor and provide support if needed.</li> <li>Point to the focus graphemes on the Grow the code chart.</li> <li><b>Say:</b> Did you get them all?</li> </ul>  <ul style="list-style-type: none"> <li><b>Say:</b> It's Shuffle time. Let's read. Shuffle and repeat.</li> <li><b>Say:</b> One more time – even quicker!</li> </ul>	<ul style="list-style-type: none"> <li>Display the two <b>Sort it out</b> images.</li> <li><b>Say:</b> Let's sort the words. Is it [say the sound and point to the picture] or [say the sound and point to the other picture]?</li> </ul> <p><b>For each word:</b></p> <ul style="list-style-type: none"> <li>Show the word card.</li> <li><b>Say:</b> Let's read the word without blending.</li> <li><b>Say:</b> /ee/ or /igh/? (for example)</li> </ul> <p>Sort the words according to the sounds.</p> <p><b>Read the words</b></p> <ul style="list-style-type: none"> <li><b>Say:</b> Let's read the words without blending.</li> </ul>  <ul style="list-style-type: none"> <li><b>Say:</b> It's Shuffle time. Let's read. Shuffle and repeat.</li> <li><b>Say:</b> One more time – even quicker!</li> </ul>	<ul style="list-style-type: none"> <li><b>Say:</b> Let's read all the words we have looked at with the sounds [say the two sounds].</li> </ul>  <ul style="list-style-type: none"> <li><b>Say:</b> It's Shuffle time. How quickly can you read the words? Shuffle and repeat.</li> </ul> <ul style="list-style-type: none"> <li>Display the Best bets poster for the first sound.</li> <li><b>Say:</b> Which is the most common way of spelling [say sound]? Show the word with this grapheme.</li> <li><b>Say:</b> Are there any graphemes of [say sound] that are always [at the beginning/in the middle/at the end] of a word? Show the words.</li> <li><b>Say:</b> Which are unusual graphemes for [say sound]? Show the words.</li> <li>Repeat with the second sound.</li> </ul>  <ul style="list-style-type: none"> <li><b>Say:</b> It's Shuffle time. How quickly can you read the words? Shuffle and repeat.</li> </ul>	<p><b>Quick review</b></p> <div style="border: 1px solid black; padding: 2px; display: inline-block;">eight</div> <ul style="list-style-type: none"> <li><b>Say:</b> Let's read all the words we have looked at today.</li> </ul> <p><b>For each word:</b></p> <ul style="list-style-type: none"> <li>Show the word card.</li> <li><b>Say:</b> Let's read the word without blending.</li> </ul>  <ul style="list-style-type: none"> <li><b>Say:</b> It's Shuffle time. One more time – even quicker! Shuffle and repeat.</li> </ul> <p><b>Tricky words</b></p> <div style="border: 1px solid black; padding: 2px; display: inline-block;">people</div> <ul style="list-style-type: none"> <li><b>Say:</b> Let's read these tricky words.</li> </ul> <p><b>For each word:</b></p> <ul style="list-style-type: none"> <li>Show the word card.</li> <li><b>Say:</b> Let's read the word without blending.</li> </ul>  <ul style="list-style-type: none"> <li><b>Say:</b> It's Shuffle time. Let's read. Shuffle and repeat.</li> <li><b>Say:</b> One more time – even quicker!</li> </ul>	 <ul style="list-style-type: none"> <li>Read the sentence aloud.</li> </ul>  <ul style="list-style-type: none"> <li>Use <b>copy me</b> until children say the sentence confidently.</li> </ul>  <ul style="list-style-type: none"> <li>Model writing the sentence. Model capital letters, punctuation, spelling words, tricky words.</li> <li>Hide the sentence.</li> <li><b>Say:</b> Your turn.</li> <li>Monitor and support if needed.</li> <li><b>Say:</b> Now let's check and correct the sentence together.</li> <li>Check and correct.</li> </ul>	<ul style="list-style-type: none"> <li><b>Say:</b> We are going to spell four words. Copy me.</li> </ul> <div style="border: 1px solid black; padding: 2px; display: inline-block;">show</div> <p><b>For each word:</b></p> <ul style="list-style-type: none"> <li>Read the word.</li> </ul>  <ul style="list-style-type: none"> <li>Segment and put the sounds on your fingers.</li> </ul>  <ul style="list-style-type: none"> <li>Write them down.</li> <li>Hide the word from the children.</li> <li><b>Say:</b> Your turn. Say the word. Segment it. Pop the sounds on your fingers. Write them down.</li> </ul> <div style="border: 1px solid black; border-radius: 50%; padding: 2px; display: inline-block;">1,2,3</div> <ul style="list-style-type: none"> <li><b>Say:</b> 1, 2, 3, show me!</li> <li><b>Say:</b> Now check and correct your word.</li> <li>Check and correct.</li> </ul> <p>Use fewer scaffolds for each word. See if the children can spell the final word independently.</p>

Focus grapheme	Sort it out	Unusual graphemes but useful words	Where in the word?	Quick review and tricky words	Read or write the sentence	Spell
<p><b>Focus grapheme</b></p> <ul style="list-style-type: none"> <li>Introduce the focus grapheme.</li> <li><b>Say:</b> Say all the sounds you know for today's grapheme.</li> <li>Monitor and provide support if needed.</li> <li>Point to the focus GPCs on the Grow the code chart.</li> <li><b>Say:</b> Did you get them all?</li> </ul> <p><b>Alternative sounds</b></p> <ul style="list-style-type: none"> <li><b>Say:</b> Let's look at common alternative sounds for the grapheme [show the grapheme].</li> <li><b>Say:</b> Read the GPCs together.</li> </ul>  <ul style="list-style-type: none"> <li><b>Say:</b> It's Shuffle time. Let's read.</li> <li>Shuffle and repeat.</li> <li><b>Say:</b> One more time – even quicker!</li> </ul>	<ul style="list-style-type: none"> <li>Display the two <b>Sort it out</b> images.</li> <li><b>Say:</b> Let's sort the words. Is it [say the sound and point to the picture] or [say the sound and point to the other picture]?</li> </ul> <p><b>For each word:</b></p> <ul style="list-style-type: none"> <li>Show the word card.</li> <li><b>Say:</b> Let's read the word without blending.</li> <li><b>Say:</b> /ee/ or /igh/? (for example)</li> </ul> <p>Sort the words according to the sounds.</p>  <ul style="list-style-type: none"> <li><b>Say:</b> It's Shuffle time. Let's read.</li> <li>Shuffle and repeat.</li> <li><b>Say:</b> One more time – even quicker!</li> </ul>	<p><b>Unusual graphemes</b></p> <ul style="list-style-type: none"> <li><b>Say:</b> Let's read these unusual GPCs [show the grapheme and say the sound].</li> </ul>  <ul style="list-style-type: none"> <li><b>Say:</b> It's Shuffle time. Let's read.</li> <li>Shuffle and repeat.</li> <li><b>Say:</b> One more time – even quicker!</li> </ul> <p><b>Useful words</b></p> <div style="border: 1px solid black; padding: 2px; display: inline-block;">break</div> <ul style="list-style-type: none"> <li><b>Say:</b> These are useful words, but they have an unusual spelling.</li> </ul> <p><b>For each word:</b></p> <ul style="list-style-type: none"> <li>Show the word card.</li> <li><b>Say:</b> Let's read the word without blending.</li> <li><b>Say:</b> Which is the unusual grapheme?</li> <li>Point to the grapheme.</li> </ul>	<div style="border: 1px solid black; padding: 2px; display: inline-block;">shriek</div> <p><b>For each word:</b></p> <ul style="list-style-type: none"> <li>Show the word card.</li> <li><b>Say:</b> Let's read the word without blending.</li> <li><b>Say:</b> Where is the focus grapheme: at the beginning, middle or end?</li> <li>Tell the children where it is.</li> </ul> <p><b>Read the words</b></p>  <ul style="list-style-type: none"> <li><b>Say:</b> Let's read the words without blending.</li> <li><b>Say:</b> It's Shuffle time. Let's read.</li> <li>Shuffle and repeat.</li> <li><b>Say:</b> One more time – even quicker!</li> </ul>	<p><b>Quick review</b></p> <ul style="list-style-type: none"> <li><b>Say:</b> Let's read all the words we have looked at with today's grapheme [show the grapheme].</li> </ul>  <ul style="list-style-type: none"> <li><b>Say:</b> It's Shuffle time. How quickly can you read the words?</li> <li>Shuffle and repeat.</li> </ul> <p><b>Tricky words</b></p> <div style="border: 1px solid black; padding: 2px; display: inline-block;">friend</div> <p>(If included on the weekly grid)</p> <p><b>Say:</b> Let's read this/these tricky words that have today's sound [say the sound].</p> <p><b>For each word:</b></p> <ul style="list-style-type: none"> <li>Show the tricky word card.</li> <li>Read the word and identify the tricky part.</li> <li>Explain that the word is tricky because it contains a very rare spelling for today's sound.</li> </ul> <p>Refer to the Support for tricky words downloads for guidance.</p>	<p><b>Read the sentence</b></p> <div style="border: 1px solid black; padding: 5px; text-align: center;"> <p>Untie the ponies so they can lie down.</p> </div> <ul style="list-style-type: none"> <li>Display the sentence.</li> <li><b>Say:</b> Can you see any digraphs? Point them out.</li> <li><b>Say:</b> Can you see any tricky words? Point to them and read them together.</li> <li><b>Say:</b> Read aloud as I point to each word.</li> <li>Read the sentence again at a quicker pace.</li> </ul> <p><b>Write the sentence</b></p>  <ul style="list-style-type: none"> <li>Read the sentence aloud.</li> </ul>  <ul style="list-style-type: none"> <li>Use <b>copy me</b> until the children say the sentence confidently.</li> </ul>  <ul style="list-style-type: none"> <li>Model writing the sentence. Model capital letters, punctuation, spelling words, tricky words.</li> <li>Hide the sentence.</li> <li><b>Say:</b> Your turn.</li> <li>Monitor, and support if needed.</li> <li><b>Say:</b> Now let's check and correct the sentence together.</li> <li>Check and correct.</li> </ul>	<p><b>Say:</b> We are going to spell three useful words. Copy me.</p> <div style="border: 1px solid black; padding: 2px; display: inline-block;">cities</div> <p><b>For each word:</b></p> <ul style="list-style-type: none"> <li>Read the word.</li> </ul>  <ul style="list-style-type: none"> <li>Segment and put the sounds on your fingers.</li> </ul>  <ul style="list-style-type: none"> <li>Write them down.</li> <li>Hide the word from the children.</li> <li><b>Say:</b> Your turn. Say the word. Segment it. Pop the sounds on your fingers. Write them down.</li> </ul> <div style="border: 1px solid black; border-radius: 50%; padding: 2px; display: inline-block;">1,2,3</div> <ul style="list-style-type: none"> <li><b>Say:</b> 1, 2, 3, show me!</li> <li><b>Say:</b> Now check and correct your word.</li> <li>Check and correct.</li> </ul>

# Lesson template Phase 5 review

# Week 5, lesson 5

Review graphemes	Sort it out	Best bets	Quick review and tricky words	Write the sentence	Spell
<ul style="list-style-type: none"> <li><b>Say:</b> This week's graphemes were [show the graphemes].</li> </ul> <p><b>For each grapheme:</b></p> <ul style="list-style-type: none"> <li><b>Say:</b> Say all the sounds you know for [show grapheme].</li> <li>Monitor, and provide support if needed.</li> <li>Point to the focus GPCs on the Grow the code chart.</li> <li><b>Say:</b> Did you get them all?</li> </ul>  <ul style="list-style-type: none"> <li><b>Say:</b> It's Shuffle time. Let's read. Shuffle and repeat.</li> <li><b>Say:</b> One more time – even quicker!</li> </ul>	<ul style="list-style-type: none"> <li>Display the two <b>Sort it out</b> images.</li> <li><b>Say:</b> Let's sort the words. Is it [say the sound and point to the picture] or [say the sound and point to the other picture]?</li> </ul> <p><b>For each word:</b></p> <ul style="list-style-type: none"> <li>Show the word card.</li> <li><b>Say:</b> Let's read the word without blending.</li> <li><b>Say:</b> /ee/ or /igh/? (for example)</li> <li>Sort the words according to the sounds.</li> </ul>  <ul style="list-style-type: none"> <li><b>Say:</b> It's Shuffle time. Let's read. Shuffle and repeat.</li> <li><b>Say:</b> One more time – even quicker!</li> </ul>	<ul style="list-style-type: none"> <li><b>Say:</b> Let's read all the words we have looked at with the sounds [say the two sounds].</li> </ul>  <ul style="list-style-type: none"> <li><b>Say:</b> It's Shuffle time. How quickly can you read the words? Shuffle and repeat.</li> </ul>	<p><b>Quick review</b></p> <div style="border: 1px solid black; padding: 2px; display: inline-block;">shriek</div> <ul style="list-style-type: none"> <li><b>Say:</b> Let's read all the words we have looked at this week.</li> </ul> <p><b>For each word:</b></p> <ul style="list-style-type: none"> <li>Show the word card.</li> <li><b>Say:</b> Let's read the word without blending.</li> </ul>  <ul style="list-style-type: none"> <li><b>Say:</b> It's Shuffle time. One more time – even quicker!</li> <li>Shuffle and repeat.</li> </ul> <p><b>Tricky words</b></p> <div style="border: 1px solid black; padding: 2px; display: inline-block;">friend</div> <ul style="list-style-type: none"> <li><b>Say:</b> Let's read this tricky word.</li> </ul> <p><b>For each word:</b></p> <ul style="list-style-type: none"> <li>Show the word card.</li> <li>The children read.</li> </ul>	 <ul style="list-style-type: none"> <li>Read the sentence aloud.</li> </ul>  <ul style="list-style-type: none"> <li>Use <b>copy me</b> until the children say the sentence confidently.</li> </ul>  <ul style="list-style-type: none"> <li>Model writing the sentence. Model capital letters, punctuation, spelling words, tricky words.</li> <li>Hide the sentence.</li> <li><b>Say:</b> Your turn.</li> <li>Monitor, and support if needed.</li> <li><b>Say:</b> Now let's check and correct the sentence together.</li> <li>Check and correct.</li> </ul>	<ul style="list-style-type: none"> <li><b>Say:</b> We are going to spell four words. Copy me.</li> </ul> <div style="border: 1px solid black; padding: 2px; display: inline-block;">shriek</div> <p><b>For each word:</b></p> <ul style="list-style-type: none"> <li>Read the word.</li> </ul>  <ul style="list-style-type: none"> <li>Segment and put the sounds on your fingers.</li> </ul>  <ul style="list-style-type: none"> <li>Write them down.</li> <li>Hide the word from the children.</li> <li><b>Say:</b> Your turn. Say the word. Segment it. Pop the sounds on your fingers. Write them down.</li> </ul>  <ul style="list-style-type: none"> <li><b>Say:</b> 1, 2, 3, show me!</li> <li><b>Say:</b> Now check and correct your word.</li> <li>Check and correct.</li> </ul> <p>Use fewer scaffolds for each word. See if the children can spell the final word independently.</p>