




## Easterside Academy - PD Day

### The Curriculum Outdoors

4<sup>th</sup> March 2016



**Did you find this training day useful?**

<input type="checkbox"/>		<input type="checkbox"/>		<input type="checkbox"/>	
100%	<b>Yes</b>		<b>No</b>		<b>No opinion</b>

**Why? (Some of the reasons shared).**

*Lots of useful ideas that can be adapted for EYs.  
Gained more knowledge regarding learning outside.  
Ideas of how to introduce early map skills.  
Lots of ideas: maps (including numbers and phonics) to adapt for early years.  
Fun but super learning activities outside – easy to adapt.  
It gave me more confidence and that most things can lead to outdoor work.  
Inspiration, understanding and connection to triangle indoor/outdoor practical.  
Lots of practical ideas for lessons outdoors.  
Inspiring ideas.  
Great ideas that I can use back in the classroom.  
Great ideas that can be adapted for different year groups.  
Excellent inspiration and developing of confidence in LOtC.  
Gained more information on ideas for outdoor leaning.  
My first experience of outdoor learning training.  
Practical ideas for next topic and time to prepare in teams.  
Refreshing outdoor learning knowledge from previous sessions.  
Chance to generate and listen to multiple ideas.  
Plenty of ideas generated being outside which linked to curriculum.  
Lots of practical real experiences as well as having time to work as a team to generate ideas linked to our up and coming curriculum.*

**What did you find most useful?**

*Enjoyed using maps outdoors and how this can be challenged and simplified.  
The different ideas which can be easily adapted to suit the age of the children and the topics being learnt.  
Map skills – development.  
Planning outdoor activities.  
How to keep outdoor learning interesting for all year groups.  
Planning – putting outdoor activities into action.  
Making poetry easy.  
Poetry / story link to outdoor learning.  
Using what we had learnt in the morning when planning.  
Looking at how lessons can be developed using SAGED.  
Time to plan outdoor learning.*

**Thank You**

*Having the time to discuss in depth and detail the future planning of LOfC activities linked with the topics – whilst having experts there to support us.*

*Shared experience with a very enthusiastic staff. Ideas I wouldn't have thought of – facilitators to support.*

*All of it!*

*Sharing of ideas in a big group.*

*Rediscovering map skills and SAGED.*

*How to differentiate the activities to suit the needs and abilities of the children.*

*Using SAGED to plan / supervise lessons outdoors.*

*Opportunity to work in different teams developing ideas that can be taken back to the classroom.*

*Poetry – gave you freedom / fresh air to get brains / imagination fired up.*

*Writing poetry outside – in groups all having one idea and joining them, then performing them.*

*Pushing the comfort zone.*

*Fire pit talks.*

### **List 3 things you will take away to try out with your class:**

*Using simple maps in the Early Years outdoor environment.*

*Create simple 'birds eye' view maps – construction area in EYs.*

*Fire pit – using to cook.*

*Being creative using stimulus that can be found outside around the school.*

*The treasure map – rope activity.*

*Directions activity – linked to simple addition.*

*Orienteering linked to phonics / spelling.*

*Map work linked to shape / colour.*

*Following maps to find treasure within school grounds.*

*How to use the outdoor areas for different things.*

*Writing poetry in our next topic – great ideas – links to Urban Pioneers.*

*Viking Map reading.*

*Linking outdoor learning to all subjects.*

*Links to poetry for younger children.*

*I will take the whole experience back to share with my staff (from visitor).*

*Basic map reading skills.*

*SAGED planning technique.*

*Adapting lessons for the outdoors.*

*Ideas for next term.*

*Using outdoor environments to help influence creative writing.*

*Following directions – simple coloured cones.*

*Creating poems using hands on, sensory experiences outdoors.*

*Using cones to incorporate maths and map work.*

*Writing outside.*

*Have a go with the fire as a class – confidence of staff.*

*Fire lighting.*

### **What do you think the Academy's next steps are with regards to Learning Outside the Classroom (LOfC)?**

*Continue to use resources available outdoors.*

*Develop confidence with all ages of children.*

*Continue and expand on the resources available to get more children outside for activities throughout school.*

**Thank You**

*Time given to create resources.*

*Using the outdoor learning long term planning sheets.*

*Continue to build up opportunities for the children to learn outdoors on a regular basis.*

*Staff to continue to gain confidence and outdoor learning embedded across school.*

*Continue to use new found skills.*

*Continue to promote further and regular lessons outdoors across the school.*

*Continue to take lessons outside.*

*Continue to be brave and have a go!*

*Further use of teaching skills outside – use of tools / outside safety.*

*Keep up the good work! (From visitor)*

*Plan out time for tools / fire pit with topics.*

*Discrete subject plan on the network – what outdoor objectives need to be taught in which topic?*

*Time to plan more outdoor opportunities.*

*Year 5/6 develop own confidence to use the fire pit on their own.*

*Embed the progression of skills into the long term plan and consider ideas that can be looked at and added for future delivery within the Cornerstones topics.*

**Thank You**