


Year 4 Class Information Term 4;

Could you be the next pop sensation?

Please find some useful information about our routines and our curriculum this term, to help you help the children make the most of their learning.


As we reach the half way mark, we are looking forward to welcoming pupils back for term 4. Children will complete their outdoor PE on a Friday and Forest School on a Thursday morning with Mrs Gleave & Mrs Prestleton.



English: During term 4, we will be studying these texts –

Fiction; *The Accidental Rockstar* by Tom McLaughlin which we will be using to help us start a story using direct speech

Non-Fiction; *Drum Dream Girl* by Margarita Engle – looking at the legacy left by Millo Castro Zaldarriaga who changed the music of a generation. This will help us to complete a biography showing her journey and the changes she instigated.



Alongside this, we will be creating poetry inspired by 'The Sound Collector' by Roger McGough.

Mathematics: Following White Rose Maths, we will be completing work on fractions and decimals. Children have looked at fractions in previous years, however this is the first time they will be learning about decimals and are extremely excited to do so.



Alongside this, we will be focussing on times tables ahead of government assessments and children would benefit greatly from completing their Times Tables Rockstars as set out in Home Learning.

Science: Sound as vibrations



- Investigating how sounds are made and how we hear sounds as well as how to muffle sounds / make a musical instrument



Computing: Coding: Sharing and retrieving information from variables

Safety starter: self-image and identity

RE: Christianity

– Why do Christians call the day Jesus died 'Good Friday?'



History: We will be looking at and comparing instruments and music during different eras.



Geography: Contrasting music from different cultures around the world



Music: singing as part of a round and as a choir.

PE: Elite – Netball.



French: Vocabulary – learning the names of musical instruments and saying what we play.



PSHE: Healthy Me



Home Learning:

Reading-15 mins 5 x a week. Take a quiz and change finished reading books any day of the week.

Maths—Timetables Rockstars – 5 x a week – getting ourselves ready for the government assessment.

Useful Info / Dates: Friday: PE - so bring your kit into school please. Forest School - Thursdays

27th February – Pancake races

6th/8th March – Parents Evenings

3rd March – World Book Day

17th March – Sport relief


8th March – Inspire Day

28th March – Easter Service

Spellings and vocabulary

These are the spellings and vocabulary we are focusing on this term. There is no expectation to complete these at home, however, if your child would like to practise them, they may as they will help in their work.

Week	Spelling rule / focus	Words
1	the /b/ sound spelt a after w and qu; the /z:/ sound spelt or after w; the /c:/ sound spelt ar after w	revisit: watch, wander, squash; work, world; warm, towards
2	words ending in -tion	fiction, fraction, direction, attention invention, injection, action, completion, intention, mention, position, question
3	common exception words	favourite, interest, interesting, minute, often, ordinary, potatoes, separate, surprise
4	prefixes: the prefixes anti- and inter-	antibiotic, antihero, international, intertwine, interject, intercept, interrupt, intervene, internet, intermission, interpreter, interactive
5	The suffix -ation	teach: hesitation, adoration, information, sensation, preparation, admiration
6	endings that sound like /ʃən/, spelt -tion, -sion, -ssion, -cian	physician, optician, magician, politician, electrician; extension, collision, confusion, exclusion, infusion, explosion,



In addition to our spelling words, we will be using the following words during the term. It is important children know the spellings and definitions of these words.

- vibration
- pitch
- tempo
- particles
- absorb
- volume
- biography
- legacy
- pioneer
- cultures
- equivalent
- convert

