



Working In Partnership



SEPTEMBER 2025

RECEPTION CLASS

MISS RENTON AND MRS TAYLOR WATTAM






Meet the Staff

Mrs Taylor Wattam - Class Teacher and SENCO - Monday and Tuesday

Miss Renton - Class Teacher and EYFS Lead - Wednesday, Thursday and
Friday

Miss Horth - Teaching Assistant - Every day


Mrs Jones - Teaching Assistant - Tuesday, Wednesday and Thursday
afternoons



Class Information



- PE Kits – Children should bring their PE kits with them ASAP and will then leave them in school until the end of the half term when they will come back home for washing. We will support them in getting dressed for PE and will therefore develop skills in the dressing and undressing, using buttons/zips and pulling up socks and tights.
- PE is every Friday with Multiflex.
- Wellies – Please can children bring a named pair of wellies in a carrier bag to hang on their pegs.
- Homework – This is given each Friday and involves 5/10 minutes supported task with an adult. The task will reinforce the learning that children have covered in their phonics sessions that week.



Little Wandle - Letters and Sounds Reception Phonics Home Learning



Phase 2 - Autumn 1 Week 1
Focus - Phonemes s / a / t / i

Please support your child to practise and reinforce the phonemes and graphemes we are learning in school. More information and support can be found on the Little Wandle website - <https://www.littlewandlelettersandsounds.org.uk/resources/for-parents/>

Phonemes we will be focusing on this week in school -



Pronunciation Phrase - s

Show your teeth and let the s hiss out **sssss**



Pronunciation Phrase - a

Open your mouth wide and make the **a** sound at the back of your mouth **a a**



Pronunciation Phrase - t

Open your lips; put the tip of your tongue behind your teeth and press **t t t**



Pronunciation Phrase - p

Bring your lips together, push them open and say **p p**

We will be orally blending words. Can you hear the phonemes in these words? Can you listen and then repeat the word?

s - a - t

t - a - p

s - a - p

p - a - t

a - t

In Reception the children have a daily Literacy, Maths and phonics session. In the afternoons we teach lessons based around our current topic. The children have a weekly PE lesson and will take part in music and Forest Fun sessions as part of our Understanding the World topics.

The Timetable

	8.55 - 9.05	9.05-9.30	9.30 - 10.10	10.10 - 10.30	10.30 - 10.45	10.45 - 11.00	11.10 - 11.40	11.45 - 1.05	1.10 - 1.25	1.25 - 2.00 2.00-3.00		3.00 - 3.20
Monday	Register and Handwriting challenge	Little Wandle Phonics	Little Wandle Reading practise	Maths	Break Time	Drawing Club	Discovery Time	Lunch	UW	Discovery Time Maths Focus Task		Story
Tuesday		Little Wandle Phonics	Little Wandle Reading practise	Maths		Drawing Club	Discovery Time		UW	Discovery Time Maths Focus Task		Story
Wednesday		Little Wandle Phonics	Little Wandle Reading practise	Maths		Drawing Club	Discovery Time		Singing Assembly	Maths - SSM	Discovery Time Maths Focus Task	Story
Thursday		Little Wandle Phonics	Little Wandle Reading practise	Maths		Drawing Club	Discovery Time		Music	Discovery Time Maths Focus Task		Story
Friday		Little Wandle Phonics	Little Wandle Reading practise	LH - Kapow PSHE		MULTIFLEX - PE			Drawing Club	Discovery Time Maths Focus Task		Celebration Assembly 2.45

Phonics and Reading

- We use Little Wandle for Letters and Sounds as our phonics programme.
- Children take part in whole class phonics sessions daily. They will learn the sound that the letter makes and then use this to begin to read words.
- Reading is also taught through group reading practise sessions. Children will read the same book three times with an adult during the week. Each session has a different focus 1. Decoding 2. Prosody 3. Comprehension. Children will bring home that week's book on a Friday. The focus of re-reading this book at home is to develop fluency and comprehension. Please read this book with your child 4 times over the week and record on Boom reader when they have read.
- Children will bring home 2 books a week to share at home. One will be a phonics book that they have read already at school and are familiar with. The other is a reading for pleasure book that they have chosen from the school library. Children are not expected to be able to read this themselves but it is for an adult to read to them sharing the enjoyment of reading.
- Mystery Readers
- Join us for a phonics session- Tuesday 7th October or Wednesday 8th October at 9.00am. A sign up sheet will be available closer to the time.





Boom reader is a digital reading record designed to make logging reading quick and easy whilst providing teachers with reading insights. Your child's record builds over time and provides a full, meaningful picture of their reading all the way through school.

You will receive a letter home with your child's log in information

Getting Started

You'll need an email address and the letter from school containing your child's unique PIN code.

Download the app



Search: BoomReader Parents


Create your account

Create your account using your own email address.

Connect to your child



<https://www.boomreader.co.uk/parent>



EYFS- The Early Years Foundation Stage



- This is the curriculum that follow children from birth to 5 years old. It is the same curriculum children will have been following at Nursery and Pre-school.
- The Reception year is the last year of EYFS. The National Curriculum begins in Year 1.
- This year children will work towards the Early Learning Goals which are the expected standards set out by the Government in the EYFS. We have included a copy of these for you to access on the school website.
- Children will learn through a mix of Adult Directed activities; where we set a task and work with the child to complete it, and child initiated activities, where the children choose activities to complete in the environment.
- When children are not learning specifically with an adult in a whole class or small group basis they are taking part in Discovery Time; Learning through play both inside and outside the classroom.



EYFS Areas of Learning

3 Prime Areas

These prime areas are essential for your child's healthy development and future learning.

- Communication and Language
- Physical Development
- Personal, Social and Emotional Development

4 Specific Areas

As children grow, the prime areas will help them to develop skills in the 4 specific areas.

- Literacy
- Mathematics
- Understanding the World
- Expressive arts and design



A snippet shot of the curriculum (Reception).

EYFS: PSED

Personal, social and emotional development is one of the three Prime Areas in the Statutory framework for the early years foundation stage. The early learning goals (ELG) below summarise the knowledge, skills and understanding that all young children should have gained by the end of reception year. These are referenced in our Kapow Primary RSE & PSHE lesson plans, along with the relevant non-statutory Development Matters guidance.

ELG: Self regulation

Children at the expected level of development will:

- Show an understanding of their own feelings and those of others, and begin to regulate their behaviour accordingly;
- Set and work towards simple goals, being able to wait for what they want and control their immediate impulses when appropriate;
- Give focused attention to what the teacher says, responding appropriately even when engaged in an activity, and show an ability to follow instructions involving several ideas or actions.

Kapow Primary unit:
[My feelings](#)

Kapow Primary unit:
[Listening and following instructions](#)

ELG: Managing self

Children at the expected level of development will:

- Be confident to try new activities and show independence, resilience and perseverance in the face of challenge;
- Explain the reasons for rules, know right from wrong and try to behave accordingly;
- Manage their own basic hygiene and personal needs, including dressing, going to the toilet and understanding the importance of healthy food choices.

Kapow Primary unit:
[Taking on challenges](#)

Kapow Primary unit:
[My wellbeing](#)

ELG: Building relationships

Children at the expected level of development will:

- Work and play cooperatively and take turns with others;
- Form positive attachments to adults and friendships with peers;
- Show sensitivity to their own and to others' needs.

Kapow Primary unit:
[Special relationships](#)

Kapow Primary unit:
[My family and friends](#)



- All the children will be set up on Tapestry and everybody will have an invitation to activate your account via email.
- You will receive an email notification when your child has a new observation.
- Please check your junk mail if you have not received your invitation or received any notifications.
- As a parent you can comment on observations that teaching staff have uploaded.
- You can also add your own observations of things your child has done at home. Maybe they have learnt to ride their bike without stabilisers or can write their name by themselves.
- We really appreciate observations from home as they can support us in collecting evidence toward the Early Learning Goals._

Behaviour



In class we have 5 values that underpin successful learning attitudes:

- Tidy up
- Kind hands and feet
- Stop, look and listen
- Share and care
- Join in

- We use positive behaviour management strategies including praise, dojo points, stickers and certificates.
- If there are any concerns over a child's behaviour teaching staff will speak to parents at the end of the day in person or in some circumstances by telephone.

How can I help my child?



Young children can be affected by changes in routine be they big or small. Please keep us informed so we can support your child in an appropriate way.

Part of our role is keeping your child safe and that includes ensuring they go home with the correct person. If you child is going to be collected by someone different to who normally collects please let us know. If this is a last minute change you can call the school office and they will pass on the message.

You can use Tapestry to share any achievements your child has out of school. These can they be celebrated with the whole class.



Lunch and Snack



All children in Reception, Year 1 and Year 2 receive a free school lunch.

If you are in receipt of any government benefits please let the office know as it allows the school to access additional funding for your child.

All children in Reception, Year 1 and Year 2 receive a healthy snack daily eg. a piece of fruit or vegetable.

As we are part of the healthy schools program can you ensure that if your child brings their own snack to school it is healthy - no crisps or chocolate please.

To support this all children should bring a drinks bottle to school every day filled with water not juice.

How well is my child doing?

- If you wish to discuss anything with the teachers we are available at the end of the school day on the playground. We can also arrange telephone or face to face meetings if need be.
- Tapestry will show you regular updates on your child's Learning.
- Boom Reader will provide information about how your child is progressing with their reading.
- We have 2 parent's evenings during the year. One in October where we will discuss how your child has settled in to school and one in February where we will discuss the progress they have made and next steps for achieving the Early Learning Goals.
- In July you will receive a written report where we comment on your child's Learning against the Early Learning Goals. This is an opportunity to celebrate all of the many things your child will achieve in their first year of school.




Further Information



https://assets.publishing.service.gov.uk/government/uploads/system/uploads/attachment_data/file/1007446/6.7534_DfE_Development_Matters_Report_and_illustrations_web__2_.pdf

The link above take you to the new EYFS framework we are teaching from. It shares expectations for each age band and ways these can be supported through conversation and play activities.

If you have any questions please email:
admin@egerton.cheshire.sch.uk



THANK

YOU

