

# Welcome to Year 1

## Working in Partnership

---

“Every Day Matters”



# The Year One Team

---



Miss Dixon  
Class Teacher



Miss Smale  
Teaching Assistant



Mr Webb  
Multiflex

# Continuous Provision / transition

---

- Autumn 1 – easing in to NC
- Continuous provision ('discovery time') alongside daily phonics, Maths, English
- Opportunity to choose how they explore and demonstrate new learning
- Practise and embed skills in a familiar environment
- Speech and language skills, problem solving, creativity, refine fine motor skills

FRIDAY	THURSDAY	WEDNESDAY	TUESDAY	MONDAY	
		Register			8:45 – 8:50
Phonics	Phonics	Phonics	Phonics	Phonics	8:50 – 9:00
PE Multiflex	Maths	Maths	Maths	Maths	9:00– 9:25
K Reading groups Mrs Gabbitas	A Reading groups	E Reading groups	R Reading groups	B Reading groups	10.30 – 10.45
					10.50 – 11.10
					11.50 – 12.05
					12.05 - 1.05
		Lunch			
		Register			1.05 – 1.10
Computing	History	Singing assembly	KS1 assembly	Jigsaw PSHE	13.10 – 13.25
					13.25 -14.10
K Home things, homework, Gina	A History	E Geography	R Science	B Music	14.00 – 14:15
					14:00– 15:00
					15:00– 15.20

FRIDAY	THURSDAY	WEDNESDAY	TUESDAY	MONDAY	
		Register			8:45 – 8:50
Phonics	Phonics	Phonics	Phonics	Phonics	8:50 – 9:00
PE Multiflex	Mastering Number	Mastering Number	Mastering Number	Mastering Number	9:00– 9:25
K	Maths	Maths	Maths	Maths	9:25 – 9:40
Reading groups	A	E	R	B	9.40-10.30
Mrs Gabbitas	Reading groups	Reading groups	Reading groups	Reading groups	10.30 – 10.45
	English	English	English	English	10.50 – 11.10
					11.50 – 12.05
	Lunch				12.05 - 1.05
		Register			1.05 – 1.10
Computing		Singing assembly	KS1 assembly		13.10 – 13.25
K	History	Geography	Science	Jigsaw PSHE	13.25 -14.10
Break	A	E	R	B	14.00 – 14:15
Celebration assembly 14:45	History	Geography	Science	Music	14:00– 15:00
Home things, homework, Gina	Home things and	Home things and	Home things and	Home things and story	15:00– 15.20



# Building a Positive Mindset

To ensure children are practicing a growth mindset we have several strategies in place to help them believe they can do anything they put their mind to!

Opportunities for collaborative work

'No hands up' (encourages everyone to talk confidently)



Mixed talk partners

Encourage challenge and children to embrace it

Allowing them to understand that mistakes are part of making us better learners

# Wellbeing

- As always, the children's well being is our up most priority. Here are just a few of the things in place to support this in Year 1.



## Relax Kids

Short meditation stories read to children during reflective down time



## Brain Breaks

In between lessons, we choose a quick activity out of the jar to help refocus e.g. Just Dance, yoga, stuck in the mud etc.

## Feelings Check In

As children come in, they will put their peg on the emotion they are feeling (and move it in the day if needed). Myself, Miss Smale and Mrs Butters can easily identify anyone struggling and grab them for a chat / monitor through the day.



## Mindfulness colouring

Again used as a brain break when needed before engaging again with learning.



## Mindfulness Music

Will sometimes be played whilst working to provide a peaceful and calming atmosphere.



# Jigsaw



- Theme for Autumn 1:



- Special and safe
- My Class
- Rules and Responsibilities
- Rewards and Feeling Proud
- Consequences
- Owning Our Learning Charter

# Themes

Autumn I	Autumn II	Spring I	Spring II	Summer I	Summer II
My Town, My School, My Road	Weather	Toys	Paws, Claws and Whiskers	Kenya	Seaside Holidays!
					

See website for curriculum map.

# Reading



- 
- Little Wandle
  - Same structure as Reception
  - 4 new GPCs per week, Friday review
  - Main focus of Year 1 – learn graphemes that can have different sounds and sounds that can be made with different letters.
  - Independent review end of each half term (informs reading groups)

# Reading

Reading practice sessions are:

- timetabled three times a week
- taught by a trained teacher/teaching assistant
- taught in small groups.



# Reading a book at the right level

**This means that your child should:**

- Know all the sounds and tricky words in their phonics book well
- Read many of the words by silent blending (in their head) – their reading will be automatic
- Only need to stop and sound out about 5% of the words by the time they bring the book home – but they should be able to do this on their own.





### Never forgotten



You child's Reading diary will never be left at home on the busy school run!

### Never lost



No damaged or ruined reading diaries - and of course the valuable information is never lost!

### Always available



Every parent or carer can access the diary at any time. No more asking: 'Has anyone seen the diary?'

### Mobile Access



It's easy to see all reading for your children in one place - no more searching for separate diaries.



## Getting Started

You'll need an email address and the letter from school containing your child's unique PIN code.

### Download the app



Search: BoomReader Parents


### Create your account

Create your account using your own email address.


### Connect to your child



# Books going home



FRIDAYS





# PE


---

- Year 1 PE sessions are on **Fridays** (with Multiflex)
- Occasionally Monday/Thursday (will share on Seesaw in advance)
- Children to **arrive to school in PE kit and trainers**
- No need to bring uniform
- **Please label all items**



# Homework

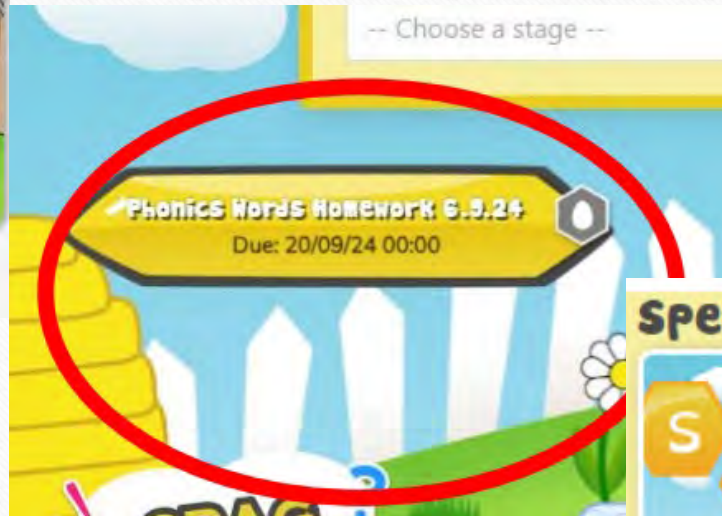
Homework complements work being done in school and helps to consolidate learning



Theme	Reading
One piece of creative homework each term	Every day for 10 minutes (update Boom Reader each time)
English/Maths	Spelling
Sent each Friday Returned by the following Friday <b>No homework on the last day of each half term.</b>	Phonics words and common exception words from that week to be shared on Seesaw and set on <b>Spelling Shed</b> to practise.

# Spelling Shed

QR Sign In

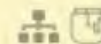


Every week

## Spelling Practice



**Spelling Bee**  
The original Spelling Shed game!



**Penalty Spell-out**  
Score goals and spell words!



# Behaviour

---

## Rewards

- Stickers
- Verbal praise
- Celebration assembly
- Dojo Points
- Lucky dip box



## Consequences

- Verbal reminder
- Lose 5 minutes of break
- Lose all break
- Speak with Mrs Lowe / Mrs Sedgwick
- Contact Parents/Guardian

# Communication

---

School office – if a child is going home with another parent

‘Year 1’ class page on the school website

Outside on the playground at the end of the school day

Newsletter each Friday

Parents Evening

School twitter

**Seesaw**



# Seesaw

---

- Online learning journey through photos and videos (similar to Tapestry)
- Children's work will be shared on the app
- Used to upload homework (only from child's account)
- Each child has an individual QR code
- Parents can like and comment on work





# Tatton Trip

- **Tuesday 15<sup>th</sup> October**
- Victorian clothing if you like
- Spare hats and aprons at Tatton
- Cat bag lunch provided by school
- **3x parent helpers – email admin**





# Questions?

---

I hope you found this presentation helpful!

If you have any questions, please don't hesitate to contact me through [admin@egerton.cheshire.sch.uk](mailto:admin@egerton.cheshire.sch.uk) or catch me on the door at drop off and pick up

