

YEAR 5

Working in Partnership Presentation 2025-26



Meet the staff

Mrs Yates – Class Teacher

Miss Rothwell/Mrs McEwen – Teaching Assistants 1:1

Mrs Horrocks- PPA cover

Multiflex Team - PE

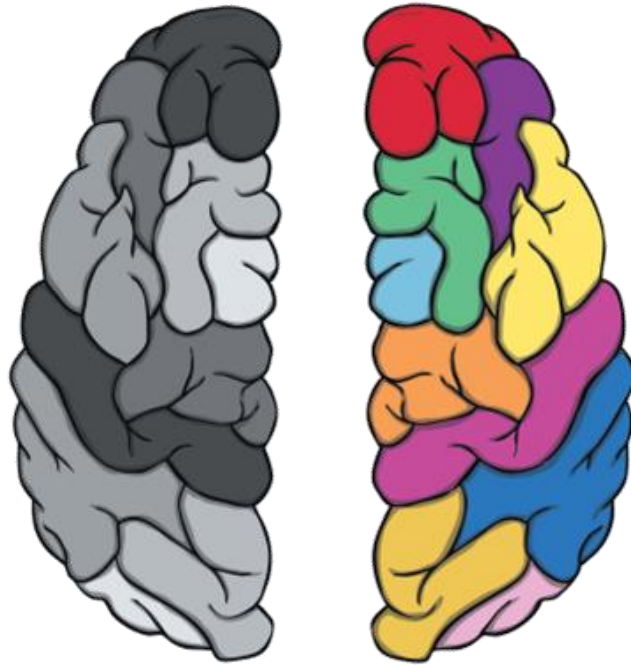
Growth Mindset

To ensure children are practicing a growth mindset we have several strategies in place to help them believe they can do anything they put their mind to!

Mixed talk partners

No hands up (to encourage everyone to talk confidently) during some activities

Partner discussion

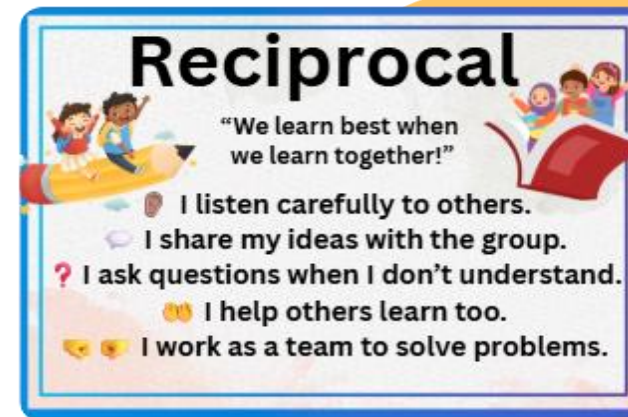


Effort and strategies matter

Belief that abilities can grow with effort, practice, and support

Allowing children to understand that mistakes are opportunities to learn

5Rs Posters:



- **Classroom & Hall Display:** Posters visible at all times as visual reminders.
- **Celebration Assemblies:** Link weekly awards, certificates, or praise to the 5Rs.
- **Lesson Integration:** Refer to the 5Rs in lessons so children understand and use the vocabulary.
- **Monthly Assemblies:** Focus on one or two Rs each month with stories, examples, or activities.
- **Behaviour & Reflection:** Encourage children to identify which R they have demonstrated when discussing behaviour or achievements

Themes in Year 5

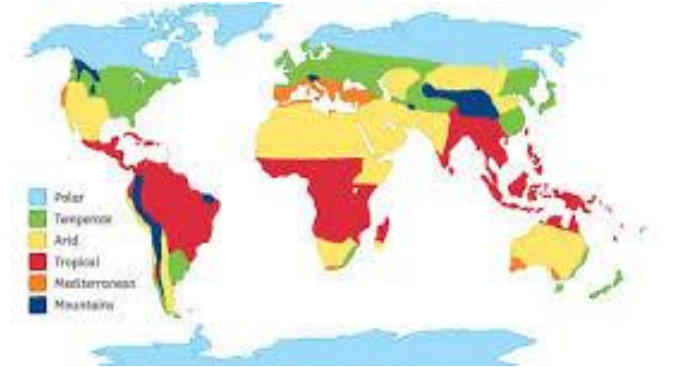
Anglo-Saxons



Vikings



Climate Zones



Natural Resources



The Ancient Mayans



Earth and Space



Trips and Visits

- ☐ Viking workshop (visitor to school) – 17th October
- ☐ Theatre Trip in December 2025
- ☐ Pensarn residential – 16th – 20th March 2026 – separate meeting for this
- ☐ Safety Central trip – June 2026

Weekly activities

Thursdays – Swimming
Friday – PE

PE

- ☐ All children need an Egerton PE kit.
- ☐ Pumps for indoors.
- ☐ Trainers for outdoor activities
- ☐ No jewellery.
- ☐ No nail varnish.
- ☐ Hair tied up.
- ☐ Earrings – only studs.

This consists of **red t-shirt, black shorts or joggers/all black non-branded leggings and black pumps**. Trainers are permitted for outdoor games. The children will be told which days to bring their kit. Every effort must be made not to forget this as they cannot take part without the appropriate kit.

Swimming

Year 5 will commence swimming lessons this term, with the first session on Thursday 18th September and the last session on Thursday 11th December. Our lesson is at 2pm and we will walk to the pool.

Children should bring their swimming kits into school with them. We ask that girls have swimming costumes (not bikinis) and the boys in swimming trunks. We also ask that girls fasten their long hair up and keep it fastened up after the swimming lesson.

It is also requested that all children wear a swimming cap. This is a stipulation of the leisure centre and is gradually becoming a countrywide requirement.

Goggles are permitted, especially if children have medical issues, however, all children (unless medically excluded) will be expected to swim without goggles for some time each week, developing basic lifesaving skills.

Maths No Problem!

Useful website with parent videos:

<https://mathsnoproblem.com/en/programs/school-at-home/>

<https://mathsnoproblem.com/en/parent-videos/>

<https://mathsnoproblem.com/blog/teaching-tips/parents-can-encourage-everyday-maths-skills-kitchen/>


Reading

Guided reading and reading comprehension:

- ☐ Four times a week
- ☐ Whole class reading
- ☐ Independent sessions
- ☐ Test style questions
- ☐ Focus on vocabulary, inference and summary
- ☐ Finding evidence in a text



Autumn 1 Class Book



Autumn 2 Class Book





Boom reader is a digital reading record designed to make logging reading quick and easy whilst providing teachers with reading insights.

Your child's record builds over time and provides a full, meaningful picture of their reading all the way through school.

You will receive a letter home with your child's log in information

Getting Started

You'll need an email address and the letter from school containing your child's unique PIN code.

Download the app




Search: BoomReader Parents

Create your account

Create your account using your own email address.

Connect to your child



<https://www.boomreader.co.uk/parents>



Spelling

We are trialling a new spelling scheme for the Autumn term.

The new scheme links to our writing units so children will see and use the same vocabulary from their writing lessons.

The new scheme covers the national curriculum spelling objectives for each year group and teaches children key spelling rules.

New writing guidance advises that testing children on spelling each week is ineffective and that children benefit more from being explicitly taught spelling rules in school.

So we will no longer be sending spellings home to learn and test. Teachers may provide spelling, punctuation and grammar homework alongside maths and reading.

PSHE and RSE at Egerton

At Egerton, we have recently moved from the Jigsaw scheme to the Kapow Primary RSE and PSHE curriculum. Kapow provides a clear, structured approach to teaching children about relationships, health, safety, citizenship and economic wellbeing, with an additional focus on identity in Year 6. It is fully in line with the Government's statutory guidance and has been carefully designed to revisit key themes each year so that children build their knowledge and skills step by step. Lessons are age-appropriate, interactive and engaging, giving children the tools they need to stay safe, develop resilience, respect difference, and prepare for the wider world. We chose Kapow because it supports not only academic progress but also children's wellbeing, confidence and sense of belonging."

A snippet shot of the curriculum (KS1/2).

Family and relationships

Learning how to: form respectful relationships with others, deal with conflict and bullying and the importance of challenging stereotypes.

Health and wellbeing

Learning strategies for looking after their mental and physical health, including: healthy eating, relaxation techniques, sun safety, immunisation facts and the benefits of sleep.

Safety and the changing body

Learning: how to administer first aid in a variety of situations and about safety around medicines, online and road safety and the changes which occur during puberty,

Citizenship

Learning about: human rights and the rights of the child, democracy, diversity and community and protecting the environment.

Economic wellbeing

Learning how to make decisions when it comes to spending, budgeting and saving money and exploring different career choices.

Year 6 only:

Identity

Considering what makes us who we are whilst learning about body image.



Homework

- ☐ English and Maths key skills homework to be given out on a Friday and handed in the following Thursday
- ☐ Reading – Home reading as often as possible – please log this on Boom Reader
- ☐ Times tables – Continue to practice fluency (multiplication and division facts)
TTRS

Support at home:

- ☐ Reading
- ☐ Support fluency of times tables
- ☐ Discuss weekly homework and ensure it is completed mostly independently

SeeSaw

- ☐ Each child has an individual code
- ☐ Online learning journey through photos and videos
- ☐ Children's work will be shared on the app
- ☐ Please like and comment



Communication

❑ On our Year 5 school webpage, you can find:

Our **curriculum map** and key documents

❑ Updates and news via our **School Twitter**

❑ Learning updates and messages through **Seesaw**

✉ To book an appointment with a teacher or for general enquiries, please contact the school office:

admin@egerton.cheshire.sch.uk

IMPORTANT THINGS TO REMEMBER

- ☐ Children to be in school at 8:45am to complete a morning maths or English task
- ☐ All jumpers clearly labelled
- ☐ Children bring to school only the minimum
- ☐ On Thursday and Friday - our swimming/PE days, children come to school wearing PE kit

Helping your child

- ☐ Read with your child as often as you can (discuss what they are reading, make predictions, talk about the plot and characters)
- ☐ Encourage independence when completing homework and discuss anything they are finding tricky
- ☐ Visit seesaw and discuss learning and what they are doing in class
- ☐ Praise effort, not just results (e.g., “You worked really hard on that!”)
- ☐ Model learning from mistakes (“I got it wrong, but I’ll try another way”)
- ☐ Use “yet” (“You can’t do it... yet”)
- ☐ Encourage curiosity and persistence

Thank you for listening.

Slides will be emailed out by admin tomorrow.