














## Systems and setup

	Year 1	Year 2	Year 3	Year 4	Year 5	Year 6
<p><b>Online Services requiring account creation (Free)</b></p> 	<p>Adobe Account for Spark</p> 		<p>The Tynker app will need a classroom account setting up to unlock levels 4 -10</p>  <p><a href="#">Creating Class accounts for the Tynker App</a></p>	<p>The Tynker app will need a classroom account setting up to unlock levels 4 -10</p>  <p><a href="#">Creating Class accounts for the Tynker App</a></p>	<p>MIT app inventor.</p>  <p>Will need pupils to copy their own save code to log in every week,</p>	<p>Swift playground will require an Apple ID. These can be made via Apple School Manager.</p> 
<p><b>Online services needing Office 365 login (Pupil and teacher)</b></p> 			<p>Tynker Online requires Office 365 account (login with the windows logo icon) Tynker Online also needs a class set up and a class code shared to the pupils.</p> 	<p>Tynker Online requires Office 365 account (login with the windows logo icon) Tynker Online also needs a class set up and a class code shared to the pupils.</p> 	<p>Microsoft SharePoint</p>  <p>Microsoft Word online</p>  <p>Microsoft Excel online</p>  <p>Microsoft Publisher</p> 	<p><a href="#">SketchUp – Login with Microsoft account</a></p> 