

Phonics/Reading Workshop



—

Aims

- To increase parent/carers confidence and understanding of Phonics
- To become aware of how children in Endeavour Academy learn and apply phonics.
- To offer ideas in how parents/carers can support children in their Phonic and Reading development.
- To explain how Reading operates at Endeavour Academy

What is Phonics?

- Skills of segmenting and blending
 - Knowledge of the alphabet
- Decoding words and sentences
 - Tricky words
 - Little & often
 - Fun and quick paced
 - Active
- A major link to reading

Letters & Sounds

- Each letter has
 - A letter name
 - A letter sound (Phoneme)
- A way of writing the sound (grapheme)
 - A capital letter
 - A lowercase letter



What do you think?

- bow or bow
- tear or tear
- read or read
- Phonics knowledge & context make everything easier when it comes to reading.



Phonics Sessions

-
- 2x Daily Lessons – 09:00 and 13:50 for around 15 minutes each.
 - Taught within classes
 - Sessions are practical, interesting and follow the Floppy's Phonics schemes.
 - Session 1: learning new sounds & practising use them in Floppy's Phonics games
 - Session 2 – Practice & apply (Phonics Activity Sheets)

Phonics Scheme

- Lots of different Phonics Schemes – Letters & Sounds, RWI, Floppy's Phonics
- We use Floppy's Phonics – Linked to our reading scheme
- Linked to some of our Reading books. Children will have a book which practises the sounds from our Phonics lessons. Children will leave Reception on a stage 3 or stage 4 book.

Floppy Phonic Sounds

Nursery/Reception

- Stage 1+ (s,a,t,p,i,n,m,d,g,o,c,k,ck,e,u,r,h,b,f,ff,l,ll,le,ss)
- Stage 2 (j,v,w,x,y,z,zz,qu,ch,sh,th,ng,dge,ve,wh,cks,tch,nk)

Reception

- Stage 3
(ai,ee,igh,oa,oo,oo,ar,or,ur,ow,oi,ear,air,er,er,ue,ue,ure)
- Stage 4 (ay,oy,ea,ie,ow,ew,ew,ou,ir,aw,eer,are,ce,ea,o,ed)
- Currently in Reception we are working on stage 1+



Terminology

- **Phoneme**

A phoneme is the smallest unit of sound in a word. It is generally accepted that most varieties of spoken English use about 44 phonemes.

- **Graphemes**

A grapheme is a symbol of a phoneme. It is a letter or group of letters representing a sound.

- **Segmenting and blending**

Segmenting consists of breaking words down into phonemes to spell. Blending consists of building words from phonemes to read. Both skills are important.

- **Digraph**

This is when two letters come together to make a phoneme. For example, /oa/ makes the sound in 'boat' and is also known as a **vowel digraph**. There are also **consonant digraphs**, for example, /sh/ and /ch/.


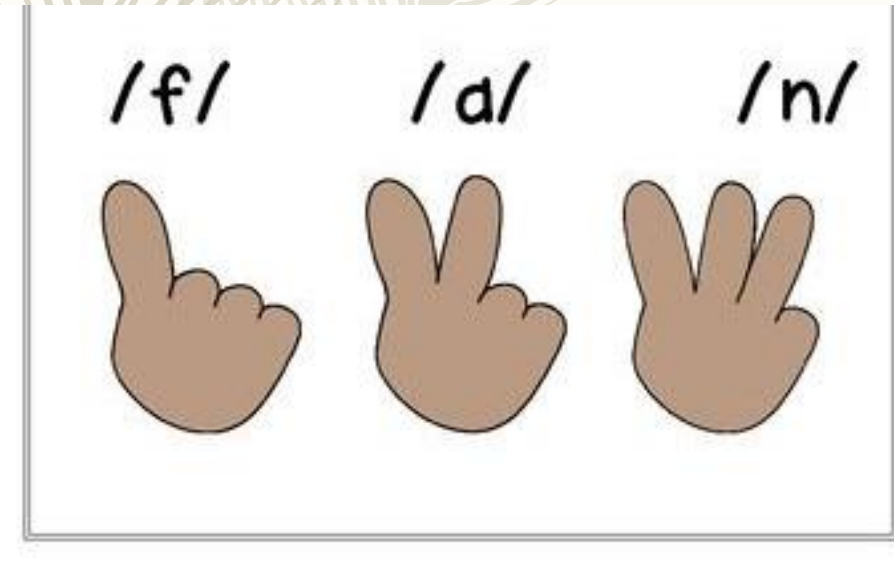
- **Trigraph**

This is when three letters come together to make one phoneme, for example /igh/.

- **Split digraph**


A digraph in which the two letters are not adjacent – e.g. **make, fuse, cone,**

Segmenting



s h e e p

While sheep has five letters...



sh	ee	p
----	----	---

...it only has three sounds (or phonemes).

www.thisreadingmama.com

Can you segment these words?

- night
- rain
- bridge
- sink
- church
- boiling

Answers

- n-igh-t
- r-ai-n
- b-r-i-dge
- s-i-nk
- ch-ur-ch
- b-oi-l-i-ng

Blending

- After segmenting sounds, children then put the sounds together to read the word e.g
 - b-e-d = bed
 - ch-ar-m = charm



ENDEAVOUR
ACADEMY

Sound Buttons

chip



chill



much



rich



jam



jill




jet




jog



Phoneme frames



--	--	--



--	--	--

Using phoneme frames – segmenting for spelling

1	2	3	4
sh	ee	p	
c	r	a	b
ea	t		



How a Phonics Lesson Looks

-
- **Recap** – What sounds have we done before? Flashcards?
 - **Introduce** – Use Floppy's Phonics/Flashcards to introduce today's new sound – say sound/formation/words containing sound
 - **Practice** – Lots of blending/segmenting with new sound/Writing new sound
 - **Apply** – Phonic Activity
 - **Review** – Phonic Activity




ENDEAVOUR
ACADEMY

Floppy's Phonics


list and complete the activities.


P p




pan

at
tap
sat
pat





s a t p



Games/Activities

- Yes/No Game
 - _e.g. Is the sun wet? Will a frog boil? Can a van go fast?
- Missing sounds
 - e.g. c----t
- Full circle
 - map, mop, mock, dock, duck, muck, mack, map
- Park your car
 - Sound recognition focus



How Reading Works at Endeavour Academy

- Every child has a reading book – changed weekly (Children to bring in book every day)
- Read whenever opportunity arises – can be more than once a week
 - Focus on children trying to segment/blend words independently
- Tricky words – Introduced weekly & children encouraged to apply in writing.
 - Lots of discussion/questioning about the book afterwards – comprehension skills
- All children start on Stage 1+ books and progress through – Stage 3/4 target for end of Reception
- Children should be reading as much as possible at home – write a comment in your child's Yellow Reading Record
 - Key words

Reading & Writing

- Reading is the first step into writing
- As children begin to recognise/learn letter sounds, we encourage them to use them in their writing
 - 1 guided write every week
- At least 1 independent write every week
 - Letter formation practice
- Any writing from home always welcome



How You Can Help at Home?

- Read with your child as much as possible
- Letter recognition
- Encourage reading & writing when and where possible
- Use the apps/games online e.g. Phonics play
- Correct pronunciation is key e.g. sss not suh
- Use terminology to help the children get used to it.


Phonics Screen

Section 2

bluns



skarld



splot



strabe



- June 2024 (Summer term Year 1)
- Assesses how well children can use and apply their Phonics skills
- Children to decode 40 words – Mixture of real and pseudo (alien) words.
- Conducted in a quiet room in the school.
- Support will be given in Year 1 to all children to help them reach the National standard.
- More information will come in Year 1



Remember keep Phonics & Reading fun

If you have any questions, please contact
your child's teacher through Dojo.