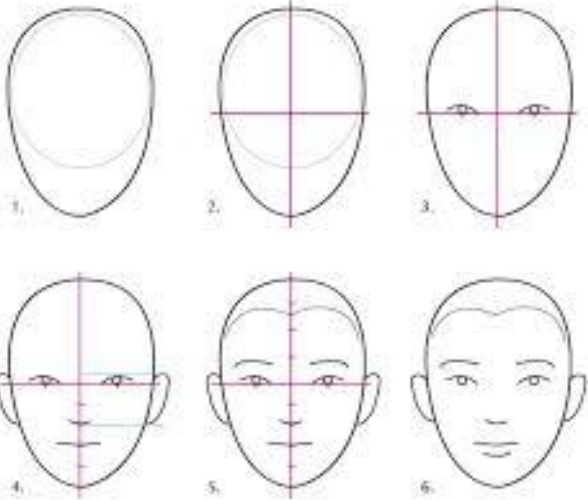



Key Stage 1 - Easter Holidays Activities

Well, this is a school holiday we won't forget! To help the time inside speed by, we have created a collection of activities for you to do. If you pick one a day, we are sure that you will keep busy each day. Pop a photo onto Teams and let us see what fun you have been having. Enjoy your break ☺, Ms Gibson, Ms Crofts and Miss Wellburn.

Key Stage 1 - Easter Holidays Activities- Week 2- Non-screen activities you can do at home.

<p><u>Spelling</u> How many different words can you make from the letters in this sentence below? Grab a pencil and paper and write a list! THE GARDEN IS FULL OF FLOWERS.</p>	<p><u>Writing</u> Write a description of a spring garden. What can you see? What can you smell? What can you hear?</p>	<p><u>Wild Challenge</u> Make a bug hotel to give a home to all the creepy crawlies. Instructions of how to make it can be found here.</p>	<p><u>Science</u> Choose a science activity to complete from Science Sparks. You could make a wormery, dissect a flower or even make a pinecone weather station.</p>	<p><u>Geography</u> Can you draw or make a flag of each country in the UK? Locate the UK on a map and find which countries are close.</p>	<p><u>PE</u> Can you make up a spring dance with a repeating pattern. What movements could you use?</p>	<p><u>Reading</u> Make a reading den and read your favourite book.</p>	<p><u>RE</u> Write a letter to a friend wishing the Happy Easter or telling them how you spent your time over Easter.</p>	<p><u>Maths</u> Get creative with some Easter maths. You can find the activities here, just click your year group.</p>	<p><u>Music</u> Have a go at making a family band using handmade tambourines. Find instructions on how to make these here.</p>
<p><u>Art</u> While you are at home try drawing a portrait of yourself or a member of your family. Remember to use soft and strong lines.</p> 			<p><u>History</u> Can you create a timeline of your life so far? What did you do when you were 1? 3? When did you start school? Where did you go on holiday 2 years ago?</p>	<p><u>Art from nature</u> In your garden or from your essential journey, collect a variety of leaves. Can you arrange your leaves to make a repeating pattern? Can you make different ones?</p> 	<p><u>RE</u> Draw or paint an Easter picture - you could draw some Easter eggs, flowers, chicks or even the Easter bunny!</p>	<p><u>PSHE</u> Make a kindness calendar. Find out how to make one here.</p>			

Key Stage 1 - Easter Holidays Activities- Week 2- Activities involving technology

<p><u>Phonics</u> Play a game on Phonics Play.</p>	<p><u>Computing</u> Can you make your own fruit smoothie and write a step-by-step set of instructions? Take your empty bottles to the correct recycling bins. Complete these activities on Purple Mash.</p>	<p><u>PE</u> Have you checked out PE with Joe or Go Noodle? What about Comic Kids Yoga? There is lots you can do to keep active during lockdown.</p>	<p><u>Geography</u> Can you use Digimaps (SK145PL and jarves84) to locate the places in the world you remember from your lessons in school? Can you locate the UK, England and Antarctica? Do you remember any more?</p>	<p><u>History</u> Watch this video. Can you create your own routine & actions for this song about the Great Fire?</p>
--	---	--	--	---

DT Project of the week

KS1

'Cook' granola yoghurt pots



What you will need: See recipe.

Parents: Choose a recipe to use - there are lots online or use the one attached below.

Prior to cooking discuss what your child needs to do (tie long hair back, wash hands, put on an apron).

First, talk about what you're going to make, explaining why it's a healthy choice for breakfast or dessert.

Second, look through the recipe together, modelling the reading carefully for your child before you follow each instruction. Discuss what cooking skills they've used (stirring, squishing, breaking, greasing, etc.).

Third, follow the instructions step by step to make the yoghurt pots.

Fourth, eat, enjoy and discuss what has worked or not in the recipe, or what changes you might make to personalise it for your family.

Yoghurt muesli pots



Ingredients

3 cups Greek yoghurt

2 tbsp honey

Vanilla flavouring

1 1/3 cups toasted granola

1 cups fresh berries/fruit

Method


1. Use a spoon to empty yoghurt into a large bowl.
2. Stir the yoghurt until it becomes creamy.
3. Add in some drops of vanilla flavouring.
4. Distribute yoghurt into the bases of four sealable containers or jars - 3/4 cup in each.
5. Drizzle with a little honey.

6. Top with $\frac{1}{3}$ cup granola in each.

7. Spoon over $\frac{1}{4}$ cup fresh berries in each.

30 Day LEGO Challenge

Follow the instructions for each day. The only rule is to have fun and use your imagination!

Day 1		Day 2		Day 3		Day 4	
You were hired by an amusement park to create a new roller coaster.		NASA needs you to build a new rocket.		Your parents want to build a new home and they want you to build it.		Hollywood hires you to build a movie set for a new Star Wars movie.	
Day 5	Day 6	Day 7	Day 8	Day 9	Day 10	Day 11	
You enter a contest to build the world's tallest tower. Will you win?	You are stuck on Mars and need to build a new ship to get home.	Ford hires you to create the toughest pick up truck in the world.	You and 4 friends are stranded on an island. Build a boat to find a way home.	Captain Hook needs a new pirate ship and wants you to build it.	You and your friends decide to build a tree house.	Prince Charming hires you to build a castle for him & Cinderella.	
Day 12	Day 13	Day 14	Day 15	Day 16	Day 17	Day 18	
Dr. Who hires you to build a new TARDIS.	You are asked by the President to build a new monument to George Washington.	Mr. Hilton hires you to build a new hotel.	There is a circus in town. Build a place for the performance.	Help your fellow pioneers build a wagon to make it across the country.	Build the fastest car around and join the big car race.	Do you wanna build a snowman? Get in the winter mood and build a snow scene.	
Day 19	Day 20	Day 21	Day 22	Day 23	Day 24	Day 25	
The city wants you to build a bridge to connect one side of the town to the other.	Pizza party! It is up to you to make a pizza for all the guests.	You are hired to build a brand new hospital.	The fence is broke and the dog keeps escaping. Build one he can't get out of.	You are now in medieval times. You are commissioned to build a jousting arena.	The local bank keeps getting robbed. Build a safe no one can crack.	Design and build your dream bedroom.	
Day 26	Day 27	Day 28	Day 29	Day 30			What was your favorite day?
You are elected ruler. Build a flag for your land.	Allens are invading and you need to build a war robot to defeat them.	The allens have taken over. They are impressed by your robot. They want you build one for them.	You are hired to build a house entirely out of yellow Legos.	There is blizzard. You will need to build a snowmobile			