



Learning Project WEEK 3 - Viewpoints

Age Range: Key Stage One

For KS1, work can be submitted via email / message to your class teacher on T (link below for each class):

- Year 1 - <http://bit.ly/en-y1>
- Year 1/2 - <http://bit.ly/en-y12>
- Year 2 - <http://bit.ly/en-y2>

Daily exercise activities

PE with Joe - <https://www.youtube.com/channel/UCAxW1XT0iEJo0TYIRfn6rYQ>

Cosmic Yoga - <https://www.youtube.com/user/CosmicKidsYoga>

| Weekly Maths Tasks (Aim to do 1 per day) | Weekly Reading Tasks (Aim to do 1 per day) |
|--|---|
| <ul style="list-style-type: none"> • Working on Numbots - your child will have an individual login to access this. • Times Table rock Stars (Y2) your child will have an individual login to access this • Hit the Button- number bonds, halves, doubles and timestables. • Practise telling the time. Can you identify o'clock <p>https://www.topmarks.co.uk/time/teaching-clock</p> | <ul style="list-style-type: none"> • Listen to the traditional story 'Jack and the Beanstalk'. • Read a book on Oxford Owl and discuss what your child enjoyed about the book. You will need to create an account to access the resources on this website. • Complete the Year 1 and 2 for daily reading comprehension tasks that are in the Home Learning page of the school website |
| Weekly Phonics/Spellings Tasks (Aim to do 1 per day) | Weekly Writing Tasks (Aim to do 1 per day) |
| <ul style="list-style-type: none"> • Daily phonics - your child to practice their sounds and blend words. Interactive games found on link below. • Phonics play • Spell the days of the week • Spell common exception words • Use the Spelling Choice board at the bottom of the page to complete a spelling activity everyday from your year group's spelling list, also at the bottom of this document. | <ul style="list-style-type: none"> • Draw a picture of your house and label it. • Write sentences using adjectives to describe a room in your house. • Hide and seek: Write a set of instructions on how to find something in your bedroom. Think about the positional language to help find the object. • Diary: Keep a diary of things that happen outside one of the windows in your house. Write down sentences using suffixes. Try to use exclamation marks. • Draw a map of one of the rooms in your house. What symbols could you have? Where will you place items? |

Learning Project - to be done throughout the week: View point

The project this week aims to provide opportunities for your child to learn more about different viewpoints. Learning may focus on physical viewpoints in terms of what you can see outside of the window at home, what others can see looking into your home and then progress onto personal viewpoints and of others.

Using your senses:


Ask your child to pick a window in the house. Ask them to stand there for a few minutes and take a look at what they can see and write or draw them down. Now ask them to try this activity again but this time ask them what they can hear? Write or draw these down. Ask your child to help find a piece of material in the house and then blindfold them. What can they see? Which sense do they use now? Ask them to now cover their ears and look outside the window. What do they hear?

A 'feely bag' :

Find six objects, such as a hairbrush, a tube of toothpaste, a packet of biscuits, an ice cream scoop, a packet of tissues and a wooden spoon. You will also need something to act as a blindfold. Imagine what it would be like if you could never see because you were blind and you had to learn to rely on your other senses instead. Play with a partner and see who guesses most of the objects.

Find a mirror in the house:

What can they see? Imagine if they were able to walk into the mirror. What do they think you would see? Listen to the story '[Through the Magic Mirror](#)' by Anthony Browne. Look at the illustrations in the book and discuss what is different. Can they create a story similar to 'Through the Mirror'? Draw a story map first and plan their story. Using their story map, create their story and remember to think about your illustrations.



Find a place in the house.

Look around what they can see. Sketch what they can see. What is on the left hand side of them? What is the right hand side of them? Does it change if they sit in another part of the house? Make a list of all the things and compare.

Read the stories:

Goldilocks and the Three Bears, Jack and the Beanstalk and Cinderella. The characters will be going to see Judge Jenny. Can they persuade Judge Jenny to see the story from their point of view. Watch these [links](#) to help Judge Jenny to decide. Now it's their turn... read the stories Little Red Riding Hood, Three Little Pigs and Gingerbread Man. Imagine they are going to be one of the characters from the story and an adult is going to be Judge Jenny. What would they say to Judge Jenny? How could they persuade her?

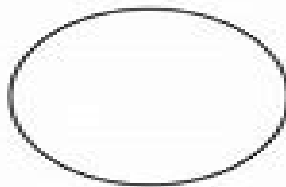
School Uniform:

Tell your child that they will be presenting to the School Council about the school uniform. Do they think it is a good idea to wear a uniform or are they against wearing a uniform? Can they write down why they think they should have a uniform and then write down why they shouldn't? Design a new uniform. What would they wear? Would it be the same for girls and boys? What would they say to the school council? How would they campaign? Would they have badges, posters, events and banners to help their debate.

Imagine YOU could design YOUR own school uniform! What would it look like?



Use the box above to explain your ideas.



Use the circle to design your school's badge.



Use the box below to draw and label your uniform including what materials you would use. (Remember it needs to be appropriate!)



Could you design a new school logo?

Ask your child to think about their current logo now. What does it represent? What could they add or change? Is there something that represents their school or area

recently that people would recognise? Look at the shape of the logo. Would they keep it the same or change it?


Additional learning resources parents may wish to engage with

BBC Bitesize will be producing 3 daily lessons from 20th April.

<https://www.bbc.co.uk/bitesize/primary>

They feature a mix of videos, animations, practice activities, quizzes and games. They will also be available to access through your TV by pressing the red button

ee → **Word Study**
CHOICE BOARD

| | | | |
|--|---|--|--|
| <p>Triangle Spelling</p>  | <p>Abc Order</p> <p>Write your words in ABC Order</p> | <p>Rainbow Spelling</p> <p>Write your words six each with different colors</p> | <p>Color Code</p> <p>Write the Vowels Blue and Consonants Red</p> |
| <p>Silly Sentences</p> <p>Write each word in a silly sentence.</p> | <p>Silly letters</p> <p>Write each word using crazy letters.</p> | <p>Backwards to Forwards</p> <p>Write each word backwards and then write it Forwards sgod dogs</p> | <p>Type your Words</p> <p>If available, type your words on the computer or other device.</p> |
| <p>Context Clues</p> <p>Write a detailed sentence with each word</p> | <p>Bubble Letters</p> <p>Write each of your words using bubble letters.</p> | <p>Dictionary Dig</p> <p>Look up 10 of your words in the dictionary and write the definition.</p> | <p>Picture Perfect</p> <p>Write the word and draw a picture to represent it.</p> |
| <p>Ghost Words</p> <p>Use a white crayon to write your words. Color over with a marker.</p> | <p>Follow the Swirl</p> <p>Draw a swirly line. Write your word over and over along the line.</p> | <p>Rhyme Time</p> <p>Write each word and write a word that rhymes with it.</p> | <p>Code Creation</p> <p>QUICKLY assign each letter of the abc's a number then write each word and write the code.</p> |
| <p>Spell and Tell</p> <p>Write each word 3x and whisper each letter as you write.</p> | <p>Michelangelo</p> <p>Tape your paper on the bottom side of your desk. Lay on the floor and write your words 3 times each. Your arms will get tired</p> | <p>Wrong Hand</p> <p>Use the opposite hand you write with, to write each word.</p> | <p>Teacher Choice</p> |

Year 2 Spelling Words

Clothes
Beautiful
People
Everybody
Children
Money
Improve
Father
prove
parents

Year 1 Spelling Words

House
Push
Pull
Come
School
Friend
Today
Said
Once
where