

## English Home Learning Y2

### Week 1 - Clever Cakes

#### Introduction.

Each week you will receive a set of English tasks. You should aim to complete one each day. Spending about 30 minutes on reading, 45 minutes on writing and at least 20 minutes on grammar and spelling.

It is fine for you to ask for help from parents, siblings or your teacher through teams.

During the first week you will:

#### **Week 1**

I have carefully read and answered questions about the book.

I have written a letter from Masha.

I have read and answered the grammar questions carefully.

I have practised the spellings and handwriting activities.



Colour the stars when you think you have achieved this.

If you love reading and writing and want more of a challenge you can keep writing stories based on your own ideas or other books you have read.


Or explore

[www.lovereadings4kids.co.uk](http://www.lovereadings4kids.co.uk) or [www.newsela.com](http://www.newsela.com) to find more extracts to read and write about.

# CLEVER CAKES

MICHAEL ROSEN

WITH ILLUSTRATIONS BY  
ASHLEY KING

Barrington  Stoke






Once there was a girl called Masha, who lived with her granny at the edge of the woods.

One day Masha said, "Granny, can I play outside with my friends?"

“Yes, Masha,” said Granny, “but don’t run off into the woods, will you? There are big bad animals there that bite ...”

Off went Masha to play with her friends. They played hide-and-seek.



Masha went away to hide and she hid right deep in the woods. Then she waited for her friends to find her.

She waited and waited but they never came.

So Masha came out of her hiding place and started to walk home.




She went this way, then that way,  
but very soon she knew she was lost.

“He-e-e-elp!” she shouted. “He-e-e-elp!”

But no one came.

Then very suddenly up came a  
massive muscly bear.





“Ah hah!” said the bear. “You come with me, little girl. I’m taking you home. I want you to cook my dinner, wash my trousers and scrub the floor in my house.”

“I don’t want to do that or anything like it, thank you very much,” said Masha. “I want to go home.”

“Oh no you don’t,” said the bear.  
“You’re coming home with me.”

And he picked up Masha in his massive muscly paws and took her off to his house.





Monday 20<sup>th</sup> April 2020

Year 2 -Week 1 - Clever Cakes - Day 1

Reading

### Clever Cakes by Michael Rosen

#### Reading

Read the extract of Clever Cakes by Michael Rosen.

You can either **think**, **talk** or **write** about the questions.

1. Where did Masha and her Granny live?
  - a) In the city
  - b) In the woods
  - c) In a castle
2. What did Masha ask her granny if she could do?
3. What is the warning that Granny gave to her before she went?
4. What game did Masha and her friends play?

Tuesday 21<sup>st</sup> April 2020

Year 2 -Week 1 - Clever Cakes - Day 2- Writing

#### Writing

Imagine you are Masha. Write a letter to your friends asking them to come out to play.

Start the letter with **Dear** \_\_\_\_\_,

End the letter with **From** \_\_\_\_\_.

Make sure you include why you want to see them, what you would like to play and why.

Don't forget to include Granny's warning!

Wednesday 22<sup>nd</sup> April 2020

Year 2 -Week 1 - Clever Cakes - Grammar

### Grammar

**Write sentences beginning with the following verbs.**

Run...    Play...    Wash...    Jump...    Close...

**Example:** Jump over the hurdle.

Thursday 23<sup>rd</sup> April 2020

Year 2 -Week - Clever Cakes - Spelling

### Spelling

**Practise each word by rewriting it 3 times. Say it aloud as you write it.**

badge    edge    bridge    dodge    fudge

**Can you make the words using something different?** Try using chalk on the path, string or Lego.

Friday 24<sup>th</sup> April 2020

Year 2 -Week - Clever Cakes - Handwriting

**Handwriting**

Practise writing each spelling word five times in your neatest handwriting.

**badge**

