

Year 1 English Home Learning

Week 4 -

Introduction.

Each week you will receive a set of English tasks. You should aim to complete one each day. Spending about 30 minutes on reading, 45 minutes on writing and at least 20 minutes on grammar and spelling.

It is fine for you to ask for help from parents, siblings or your teacher through teams.

Week 4	I have reread the story and answered the questions.	★
	I have written instructions in a list.	★
	I have written sentences leaving spaces between my words.	★
	I have practised the spellings and handwriting activities.	★

Colour the stars when you think you have achieved this.

If you love reading and writing and want more of a challenge you can keep writing stories based on your own ideas or other books you have read.



Or explore

www.lovereadng4kids.co.uk or www.newsela.com to find more extracts to read and write about.

This week we will continue reading an extract from **Acorn Wood**

Acorn Wood

Extract from [lovereading4kids](#): find out more about the book and the author





Hen and Pig are friends.



They like playing hide and seek.
Can you find Hen?



Bear writes letters to his friends.



Squirrel and Mole read the letters.
They love to get post from Bear.



Blackbird and Pig are going to visit their friend.



Hello, Rabbit!

Rabbit makes them a nice warm drink.

Monday 11th May 2020

Year 1 - Week 4- Day 1- Reading

Reading

Read last week's story again, Acorn Wood.

You can either think, talk or write about the questions.

1. Which characters read Bear's letter?
2. What game were Hen and Pig playing?
3. What is your favourite game to play with your friends and why?

Extension: Make a list of games you enjoy playing.

Tuesday 12th May 2020

Year 1- Week 4- Day 2- Writing

Writing

**Write instructions for a game. Example: Hide and Seek.
Use these words to tell someone in order what you do.**

First,

Then,

After,

Finally,

**Finish these sentences to tell people what they need to
remember to do or not do.**

Remember you need to

Remember you can't

Wednesday 13th May 2020

Year 1- Week 4- Day 3- Grammar

Grammar

Write sentences using the following words:

red

blue

green

black

yellow

Example: My dog has a blue and green collar.

Thursday 14th May 2020

Year 1 - Week 4- Day 4- Spelling

Spelling

Practise each word by rewriting it 3 times. Say it aloud as you write it.

bank

think

honk

sink

sunk

sank

Can you make the words using something different? Try using paint, play-doh or leaves.

Friday 15th May 2020

Year 1 - Week 4-Day 5- Handwriting

Handwriting

Practise writing the spelling words in your neatest handwriting.

bank

Year 1 Maths Home learning

This week's lessons and activities can be found on www.whiterosemaths.com in the folder

Summer term- Week 2 (w/c 27th April)

we are aware these are different dates but this is the folder we are working on this week

Monday 11th May 2020 Lesson 1 - Find a half (2)

Please watch the video first <https://whiterosemaths.com/homelearning/year-1/> **Summer term- Week 2 Lesson 1**

Find a half (2)

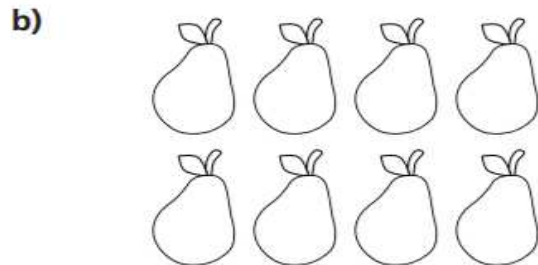
- 1 a) Circle half of the pencils.



- b) Complete the sentence.

Half of 6 is


- 2 Colour half of each group.




Did you do it the same way as your partner?

- 3 How many counters are there in each group?


Find half of each group.



Half of is



Half of is



is half of

- 4 Complete the sentence.

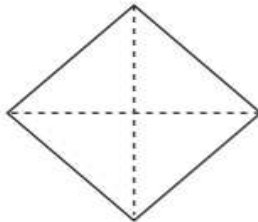
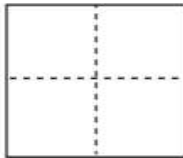
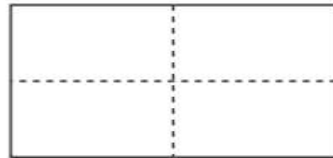
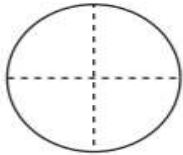
7 is half of

Tuesday 12th May 2020 Lesson 2 - Find a quarter (1)

Please watch the video first <https://whiterosemaths.com/homelearning/year-1/> **Summer term- Week 2 Lesson 2**

Find a quarter (1)

1 Colour a quarter of each shape.



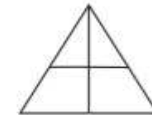
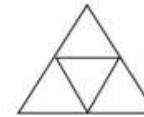
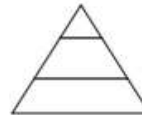
2 Show a quarter in four different ways.



3 Kim wants to show a quarter.



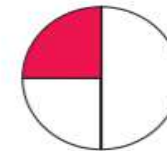
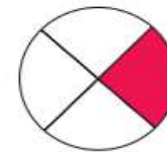
None of these show quarters.



Do you agree with Kim? _____

Talk about your answer.

4 Tick the shapes that show one quarter.




Wednesday 13th May 2020 Lesson 3 - Find a quarter (2)

Please watch the video first <https://whiterosemaths.com/homelearning/year-1/> **Summer term- Week 2 Lesson 3**

Find a quarter (2)

1 Circle a quarter of each group.

a)



A quarter of 4 is

b)



A quarter of 12 is

c)



A quarter of 20 is

2 Complete the sentences.

a) Half of 12 is

A quarter of 12 is

b) Half of 16 is

A quarter of 16 is

c) Half of 8 is

A quarter of 8 is

What do you notice?

3 A quarter is 6



What is the whole?

The whole is

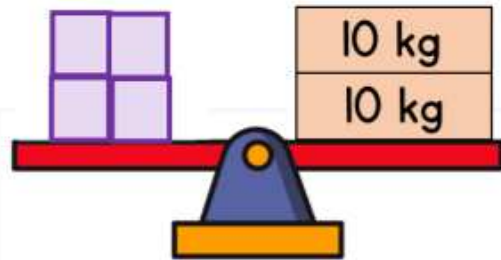
Thursday 14th May 2020 Lesson 4 - Problem Solving

Please watch the video first <https://whiterosemaths.com/homelearning/year-1/> **Summer term- Week 2 Lesson 4**

Problem Solving



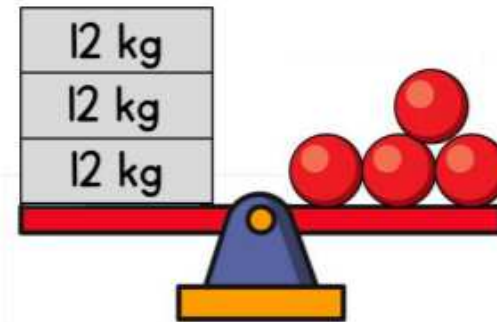
1 The scales are balanced.




Each  block has the same mass.

What is the mass of one of the blocks?

2 The scales are balanced.



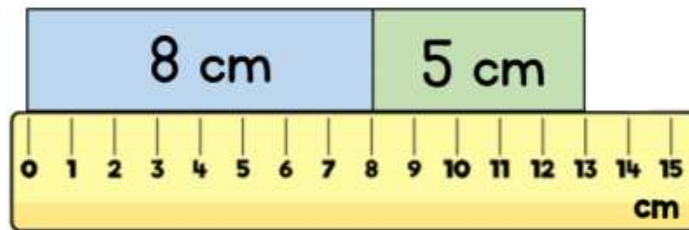
Each  sphere has the same mass.

What is the mass of one of the spheres?

Problem Solving




- 3 Two strips of paper are placed end to end.



How much longer is the blue strip than the green strip?

- 4 Here is a toy giraffe and a toy elephant.




How much shorter is the elephant than the giraffe?

Friday 15th May 2020

Friday Maths Challenge!

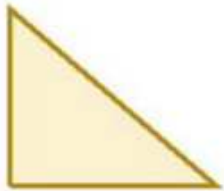
Challenge 1

This is half of Lee's strawberries.



How many strawberries does Lee have?

This is half of Lee's shape.



What could the whole shape look like?

Challenge 2

Tim buys a lolly and a chew.



The lolly costs 12p more than the chew.

The total cost of the two items is 82p.

How much does the lolly cost?

