





































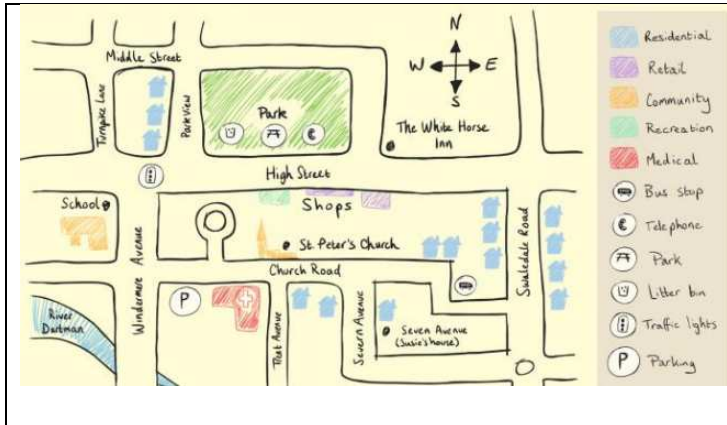
## Key Stage 1 Home Learning- w/c 11.05.2020

Daily activities:

English worksheet	Maths video and worksheet	Phonics and Spelling activity	TTRS and Numbots	PE session	An activity from the choices below.
-------------------	---------------------------	-------------------------------	------------------	------------	-------------------------------------

This week's themed learning is based around our new Marvellous Maps topic

<p><b>Geography</b></p> <p>While doing your daily exercise or on a walk in your local area, draw a route that you follow.</p> <p>Can you include what you saw or any landmarks you passed? You might have passed a park, a supermarket or even a Town Hall.</p> <p>Here are some examples to help you:</p>	<p><b>History</b></p> <p>During the industrial revolution, Hyde was the home for many cotton mills. One of the most significant mills in Hyde was the Flowery Field Cotton Mill. Research the Mill and create a mini fact file of the information you gathered.</p>	<p><b>Computing</b></p> <p>Match the coloured area on the map with the name of the country in the UK and the continents.</p> <p>Complete the 2dos on Purple Mash.</p>												
<p><b>Geography</b> On maps there are often symbols like these that are used instead of having whole descriptions of places.</p> <table border="1" style="width: 100%; text-align: center; border-collapse: collapse;"> <tr> <td> Building of historic interest</td> <td> Recreation/leisure/sports centre</td> <td> Museum</td> <td> Telephone</td> <td> Parking</td> <td> Garden/arboratum</td> </tr> <tr> <td> English Heritage</td> <td> National Park boundary</td> <td> Nature reserve</td> <td> School</td> <td> Post office</td> <td> Public convenience</td> </tr> </table> <p style="text-align: right;">Match the symbols to the description that is set as a 2do on Purple Mash.</p>			 Building of historic interest	 Recreation/leisure/sports centre	 Museum	 Telephone	 Parking	 Garden/arboratum	 English Heritage	 National Park boundary	 Nature reserve	 School	 Post office	 Public convenience
 Building of historic interest	 Recreation/leisure/sports centre	 Museum	 Telephone	 Parking	 Garden/arboratum									
 English Heritage	 National Park boundary	 Nature reserve	 School	 Post office	 Public convenience									
<p><b>English</b></p> <p>Using <a href="https://www.collinsdictionary.com/">Collins online dictionary</a>, can you define the following words?</p> <p>Map, compass, aerial view, grid lines, grid reference, landmark.</p>	<p><b>British Values – Rule of Law</b></p> <p>When you are out on your essential travels think about how you can stay safe on the roads. What Road safety rules do you already know? How can you make sure you follow these rules? Create a Road Safety leaflet that has been set as a 2do on Purple Mash.</p>													



### Art

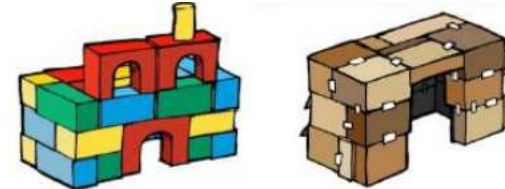
This is a picture of Hyde Town Hall



Use lines of different thickness and bold and soft lines to create a sketch of the Town Hall.

### DT

Use building blocks or any materials available at home to make a tall structure that is stable and stands on its own. How can you make it stand without falling? Test the difference of having a small or large base.



## Sticky knowledge: Remembering our previous learning

### History – Significant People

- Can you remember why Christopher Columbus is a significant person? What did he do? Who else did something similar? Follow the link to refresh your memory: <https://www.bbc.co.uk/bitesize/topics/zhpchbk/articles/znchkmn>
- Rosa Parks - who was she? Follow the link to find out about her: <https://www.bbc.co.uk/bitesize/topics/zjkj382/articles/zkhknrd>

### Science – Everyday Materials

- Looks at some objects in your house. What are they made of? Why do you think they are made of this material? Follow this link to remember the named of different materials and what they are like. You can also play the game at the end: <https://www.bbc.co.uk/bitesize/topics/z4339j6/articles/zx8hhv4>

### Special Events

- 2020 is the year of the Nurse and Midwife. Created by the World Health Organisation, it was so-named to coincide with Florence Nightingale's bicentennial year. **Florence was born 200 years ago on May 12th 1820.** Florence has travelled through time to be with you today with a special message about handwashing! Learn more about her nursing legacy and what she thinks about the feats of NHS staff on the frontline today: <https://youtu.be/P95HJGJcHHY>

# Phonics

Each week there will be daily phonics activities to complete. Each sound will consist of two taught lessons, the first day learning and teaching the sound, the second day applying/writing the sound. There will also be a short re-cap activity at the top of the page, which will support your child with remembering previous taught sounds. On Friday's, please use phonics play and choose the sound that has been taught that week to practice. [www.phonicsplay.com](http://www.phonicsplay.com)

Re-cap activity: Can you practice reading the phase 2, 3 and 4 tricky words? Cover them up and see if you can spell them correctly.

Phase 2	Phase 3	Phase 4
I	he	said
no	she	have
the	we	like
to	me	so
go	be	do
into	you	some
	are	come
	her	little
	was	one
	all	were
	they	there
	my	what
		when
		out

Monday 11<sup>th</sup> May 2020 Day 1:

Re-cap activity: Can you complete the phonics activity mat using phase 4 sounds?

### Phonics Activity Mat 3

Read these words to a friend.

**gloog**



**faint**

**soast**



**moist**

**murst**



**tenth**

**hoost**



**chunk**

**shump**



**lunch**

Write the real words next to the chest and the nonsense words next to the bin.

sixth

shest

think

wilsh

funch

burnt

thamp

joint



\_\_\_\_\_

\_\_\_\_\_

\_\_\_\_\_

\_\_\_\_\_

\_\_\_\_\_

\_\_\_\_\_

Circle all of the words that contain the **oa** digraph.

roast

beast

toast

boast

shift

boost

soft

coast

Add the sound buttons to these words.

boost

shift

help

Write the missing sounds in these words.



**che**\_\_\_\_\_



**ben**\_\_\_\_\_



**p**\_\_\_\_\_nt



**toa**\_\_\_\_\_



**she**\_\_\_\_\_



**sand**\_\_\_\_\_t



**win**\_mi\_\_\_\_\_



**lun**\_\_\_\_\_box



**sa**\_\_\_\_\_wich



**chi**\_\_\_\_\_

Write a word that ends with **st**.

\_\_\_\_\_

**/sh/** sound.

Practice these words and identify the different ways of spelling them.

sh

ch

shallow

chef

shapes

chaperone

wishes

chalet

wash

chandelier

Can you copy the spellings below with the 'sh' sound?

shivering	machine
shoot	brochure
shock	parachute


Tuesday 12<sup>th</sup> May 2020 Day 2:

*Underline the '/sh/'sound in the paragraph below.*


*Cinderella gave a shiver and blushed as she sat down next to her chaperone. Her wishes had come true and she was off to meet the prince. He had shown so much chivalry when she had met him once before. He was not shallow like the other boys.*

*Can you write your own sentences using 'sh' sounds?*

---

---

*Draw a picture to illustrate your sentences.*



*Wednesday 13<sup>th</sup> May 2020 Day 3*

*Re-cap activity: Can you complete the phonics activity mat using phase 4 sounds?*

# Phonics Activity Mat 4

Read these words to a friend.

**gloak**



**spoil**

**stight**



**spark**

**florm**



**trash**

**glurt**



**flight**

**dreet**



**claims**

Write the real words next to the chest and the nonsense words next to the bin.

speech

growl

swong

start

sparm

twair

fresh

stoom



\_\_\_\_\_

\_\_\_\_\_

\_\_\_\_\_

\_\_\_\_\_

\_\_\_\_\_

\_\_\_\_\_

Circle all of the words that contain the oo digraph.

spoon

smart

droop

thrill

sport

scoop

smell

spook

Add the sound buttons to these words.

treetop

crash

frown

Write the missing sounds in these words.



\_\_\_een



cl\_\_\_n



st\_\_\_



\_\_\_oon



t\_\_\_n



\_\_\_ing



\_\_\_ee



br\_\_\_



\_\_\_ush



\_\_\_oat

Write a word that begins with br.

\_\_\_\_\_

**/sh/** sound.

Practice these words and identify the different ways of spelling them.

-ti	-ci	-ssi	-sci
essential	artificial	expression	unconscious
initials	precious	procession	conscious
substantial	politician	permission	conscience
mention	social	compassionate	

Can you copy the spellings below with the 'sh' sound?

station	special	mission	unconscious
invitation	delicious	session	conscious
position	ancient	discussion	conscience


Thursday 14<sup>th</sup> May 2020 Day 4:

Underline the /sh/ sound in the paragraph below.




*The politician said that it was essential to mention his position on compassionate leave in special situations. He would of course give permission for expressions of grief. That was not up for discussion. His mission was to give an open invitation for debate on these issues.*

*Can you write your own sentences using 'sh' sounds?*

---

---

*Draw a picture to illustrate your sentences.*



Choose three activities from the spelling board below.

*ee* → **Word Study**  
**CHOICE BOARD**

<b>Triangle Spelling</b> 	<b>Abc Order</b> Write your words in ABC Order	<b>Rainbow Spelling</b> Write your words six each with different colors	<b>Color Code</b> Write the Vowels Blue and Consonants Red
<b>Silly Sentences</b> Write each word in a silly sentence.	<b>Silly letters</b> Write each word using crazy letters.	<b>Backwards to Forwards</b> Write each word backwards and then write it Forwards sged dogs	<b>Type your Words</b> If available, Type your words on the computer or other device.
<b>Context Clues</b> Write a detailed sentence with each word	<b>Bubble Letters</b> Write each of your words using bubble letters.	<b>Dictionary Dig</b> Look up 10 of your words in the dictionary and write the definition.	<b>Picture Perfect</b> Write the word and draw a picture to represent it.
<b>Ghost Words</b> Use a white crayon to write your words. Color over with a marker.	<b>Follow the Swirl</b> Draw a swirling line. Write your word over and over along the line.	<b>Rhyme Time</b> Write each word and write a word that rhymes with it.	<b>Code Creation</b> QUICKLY assign each letter of the abc's a number then write each word and write the code.
<b>Spell and Tell</b> Write each word 3x and whisper each letter as you write.	<b>Michelangelo</b> Tape your paper on the bottom side of your desk. Lay on the floor and write your words 3 times each. Your arms will get tired!	<b>Wrong Hand</b> Use the opposite hand you write with, to write each word.	<b>Teacher Choice</b>

### Year One Spellings

where      love  
 come      our  
 today      they  
 unhappy      unfair  
 undo      unload.

### Year Two Spellings

Christmas      knock  
 know      knee  
 gnat      gnaw  
 write      written  
 wrote      wrap  
 wrong