

Key Stage 1 Home Learning- w/c 18.05.2020

Daily activities:

English worksheet	Maths video and worksheet	Phonics and Spelling activity	TTRS and Numbots	PE session	An activity from the choices below.
-------------------	---------------------------	-------------------------------	------------------	------------	-------------------------------------

This week's themed learning is based around our new Marvellous Maps topic

History Hyde has changed a lot during the years. Some things have stayed the same like Hyde Town Hall but many other parts of Hyde have changed greatly.

Here are some pictures of Hyde in the past. Can you discuss how Hyde in the past is similar and different to Hyde today? Write a few sentences recording your thoughts.



Hyde Market, 1950



Hyde Town Centre, 1968

Computing

Geography In the landscape around us there are many features that are physical or human features.

A **physical/natural feature** is something which is natural. For example, rivers, coasts, mountains and trees.

A **human feature** is something made by humans e.g. bridges houses, parks.

Here are some aerial photographs. Can you see any physical and human features?



On your next walk create a list of human and natural features you see. Can you sketch some of the features on your list?

English

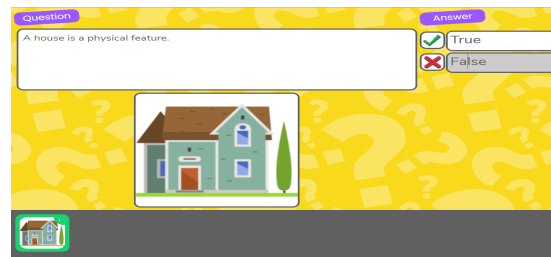
Using [Collins online dictionary](#), can you define the following words?

Scale, symbol, local, pictorial map, human features, physical features.

British Values – Individual Liberty/Respect

Think about how you can look after your local environment and how you can respect it. What could you do? How can you make sure everyone does the same? Create a poster about littering that has been set as a 2do on Purple Mash.

Create a quiz about physical and human features on Purple Mash that is set as a 2do.

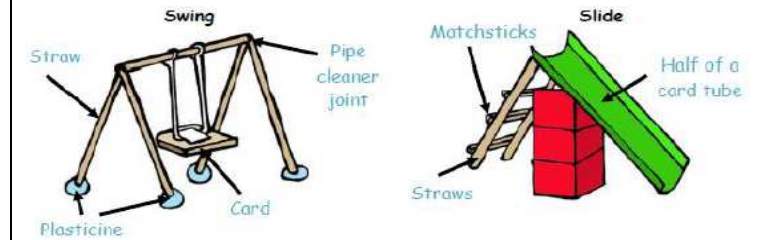


Art

Nancy Standlee is a famous artist that creates paintings using mixed media and collage. Use a search engine to find out more about her and the art she creates.



DT Use materials available at home to make a structure that is stable and stands on its own. How can you make it stand without falling? Here are some ideas:



Please send photographs of your creations.

Sticky knowledge: Remembering our previous learning

History – Significant People

- Edith Cavell- who was she? Follow the link to find out about her: <https://www.bbc.co.uk/bitesize/clips/z8dqmp3>

Science – Plants

- In our last science topic we learned all about plants. Use this link to refresh your memory on what plants need to grow: <https://www.bbc.co.uk/bitesize/topics/zpxnyrd/articles/zxxsyrd>

Geography- UK

- What countries are within the UK? How many are there? Can you locate them on a map? Use this link to refresh your memory on the countries within the UK and find out some very interesting facts: <https://www.kids-world-travel-guide.com/uk-facts.html>

Phonics

Each week there will be daily phonics activities to complete. Each sound will consist of two taught lessons, the first day learning and teaching the sound, the second day applying/writing the sound. There will also be a short re-cap activity at the top of the page, which will support your child with remembering previous taught sounds. On Fridays, please use phonics play and choose the sound that has been taught that week to practice.

www.phonicsplay.com

Re-cap activity: Can you practice reading the phase 2 - 5 high frequency words? Cover them up and see if you can spell them correctly.

Phase 2 to 5 High Frequency Words							
Phase 2		Phase 3		Phase 4		Phase 5	
a	his	will	too	went	when	Mr	by
dad	to	that	was	from	some	looked	their
I	him	then	all	children	come	made	oh
mum	had	now	look	little	there	your	could
big	in	she	we	it's	what	came	about
it	no	this	you	just	so	saw	house
at	got	with	her	help		Mrs	time
on	go	for	be	said		don't	day
up	an	he	they	were		asked	people
back	as	them	are	out		very	here
if	can	down		like		make	I'm
but	off	me		one		put	
of	not	my		have		called	
into	get	see		do		old	
and							

Monday 18th

May 2020 Day 1:

Re-cap activity: Can you complete the phonics activity mat?

Phonics Activity Mat 1

Read these words to a friend.

hoff



chin

plig



sheep

frung



leap

phote



spray

landpot



chatter

Write the real words next to the chest and the nonsense words next to the bin.

lith

haunt

moin

dush

fight

chomp

wess

blank





Circle all of the words that contain the **ee** digraph.

free

night

hard

street

fair

meet

coins

speak

Add the sound buttons to these words.

clouds

thing

spears

Write the missing sounds in these words.



fo__



__een



__ink



b__ger



spr__t



cr__on



b__d



l_k__



h_m__



ph_n__

Write a word that contains **ure**.

/g/ sound.

Practice these words and identify the different ways of spelling them.

<i>g</i>	<i>gu</i>	<i>-gue</i>	<i>gh</i>
<i>gold</i>	<i>guess</i>	<i>intrigue</i>	<i>gherkin</i>
<i>greenhouse</i>	<i>disguise</i>	<i>rogue</i>	<i>ghetto</i>
<i>glass</i>	<i>guard</i>	<i>plague</i>	<i>ghastly</i>

Can you copy the spellings below with the 'g' sound?

<i>gardening</i>	<i>guest</i>	<i>catalogue</i>	<i>ghost</i>
<i>group</i>	<i>guide</i>	<i>dialogue</i>	<i>ghost town</i>
<i>great</i>	<i>guitar</i>	<i>league</i>	<i>ghostwriter</i>


Tuesday 19th May 2020 Day 2:

Underline the '/g/sound in the paragraph below.

The gardening club met in the greenhouse after school. They looked in the catalogue to choose the next plants. The last had been destroyed by a rogue plague of aphids. The groups was very keen to come top of the league and win the gold gherkin trophy.

Can you write your own sentences using 'g' sounds?

Draw a picture to illustrate your sentences.



Wednesday 20th May 2020 Day 3

Re-cap activity: Can you complete the phonics activity mat?

Phonics Activity Mat 2

Read these words to a friend.

steck



shrill

quoop



start

sneep



blank

whame



newt

joush



sandpit

Write the real words next to the chest and the nonsense words next to the bin.

gulp

kift

lamp

plum

windmusk

vand

fact

klain





Circle all of the words that contain the **igh** trigraph.

slight

tree

shark

high

cross

time

fight

peaks

Add the sound buttons to these words.

wheel

spring

painter

Write the missing sounds in these words.

Y

__ip



___op



___ell



___ick



cl__d



p___



c___ns



sn_k__



b_n__



c_b__

Write a word that contains **ear**.

/eer/ sound.

Practice these words and identify the different ways of spelling them.

<i>eer</i>	<i>ear</i>	<i>-ere</i>	<i>-ier</i>
<i>mutineer</i>	<i>earache</i>	<i>hemisphere</i>	<i>pierce</i>
<i>engineer</i>	<i>yearly</i>	<i>adhere</i>	<i>fierce</i>
<i>veneer</i>	<i>gears</i>	<i>persevere</i>	<i>cashier</i>

Can you copy the spellings below with the 'eer' sound?

<i>cheers</i>	<i>hears</i>	<i>here</i>	<i>pier</i>
<i>eerie</i>	<i>appear</i>	<i>yours sincerely</i>	<i>skier</i>
<i>pioneer</i>	<i>a clearing</i>	<i>severe</i>	<i>tiers</i>

Thursday 21st May 2020 Day 4:


Underline the /eer/ sound in the paragraph below.

I knew a skier who took a yearly trip to a clearing high up in the mountains. One year he had an earache but he decided to persevere and adhere to his plan. However, the weather became severe and then he sensed an eerie

presence. He turned to see an enormous, fierce bear appear out of the snowstorm. He let out a piercing scream and rushed down the hillside. He did not return the following year.


Can you write your own sentences using 'eer' sounds?

Draw a picture to illustrate your sentences.



Choose three activities from the spelling board below.

ee → **Word Study**
CHOICE BOARD

Triangle Spelling 	Abc Order Write your words in ABC Order	Rainbow Spelling Write your words six each with different colors	Color Code Write the Vowels Blue and Consonants Red
Silly Sentences Write each word in a silly sentence.	Silly letters Write each word using crazy letters.	Backwards to Forwards Write each word backwards and then write it Forwards sged dogs	Type your Words If available, Type your words on the computer or other device.
Context Clues Write a detailed sentence with each word	Bubble Letters Write each of your words using bubble letters.	Dictionary Dig Look up 10 of your words in the dictionary and write the definition.	Picture Perfect Write the word and draw a picture to represent it.
Ghost Words Use a white crayon to write your words. Color over with a marker.	Follow the Swirl Draw a swirl line. Write your word over and over along the line.	Rhyme Time Write each word and write a word that rhymes with it.	Code Creation QUICKLY assign each letter of the abc's a number then write each word and write the code.
Spell and Tell Write each word 3x and whisper each letter as you write.	Michelangelo Tape your paper on the bottom side of your desk. Lay on the floor and write your words 3 times each. Your arms will get tired.	Wrong Hand Use the opposite hand you write with, to write each word.	Teacher Choice

Year One Spellings

Night bear
 scared rain
 play came
 dolphin alphabet
 which wheel

Year Two Spellings

Can't didn't
 I'll couldn't
 it's Claire's
 the man's Ravi's
 the child's