

Key Stage 1 Home Learning- w/c 8.06.2020

Daily activities:

English worksheet	Maths video and worksheet	Phonics and Spelling activity	TTRS and Numbots	PE session	An activity from the choices below.
-------------------	---------------------------	-------------------------------	------------------	------------	-------------------------------------

This week's themed learning is based around our new *Marvellous Maps* topic

History

Harriet Tubman was an escaped slave who lead slaves to freedom before the Civil War in America. She was also a nurse, a Union spy and a women's suffrage supporter. Tubman is one of the most recognized icons and her legacy has inspired countless people from every race and background.



Watch these videos to find out more: [Video 1](#), [Video 2](#)

A: Write a few sentences of what life would have been like for an enslaved person.

B: Draw a scene from Harriet's life.

Computing

Label the compass with the correct directions on the game on Purple Mash that is set as a 2do.

Geography

Most maps have a compass rose placed in one corner. It shows **North, South, East and West**. This language is used to describe locations on maps. Watch this [video](#) about the points of a compass.

Can you find the missing words?

- The _____ is in the east.
- The _____ is in the west.
- The _____ is in the north.
- The _____ is in the south.

one two three four



This is called a compass rose.

The triangle is in the _____.

The _____ is in the west.

The rectangle is in the _____.

The _____ is in the north.

south square circle north

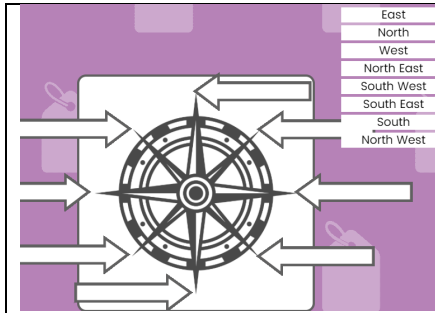
English

Using [Collins online dictionary](#), can you define the following words?

Slavery, slave, colonies, plantation, landowner, trade, freedom, liberty, rights.

British Values – Tolerance and Respect

Think about how you can look after you can respect others that might seem different than you. What could you do to make sure everyone is treated the same? Create a poster about how you can be friends with everyone even if they are different than you.

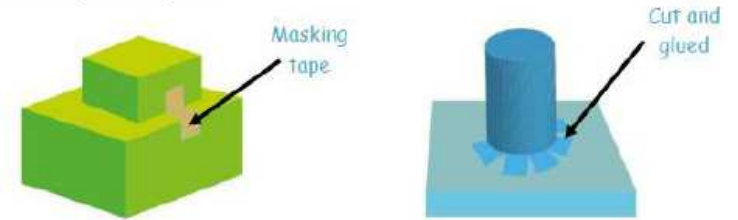


Art

Dan Eldon is a famous artist that creates journals using maps, newspaper clippings, food labels, postage stamps and even food items such as grains of rice. Use a search engine to find out more about him and the art he creates.



DT Use materials available at home to make a structure that is stable and stands on its own. How can you make it stand without falling? Think of ways you can join the different parts. Here are some ideas:



Please send photographs of your creations.

Sticky knowledge: Remembering our previous learning

History – Significant People

- Rosa Parks- who was she? Who does she remind you of? Follow the link to find out about her: <https://www.bbc.co.uk/bitesize/topics/zjkj382/articles/zkhknrd>

Science – Materials

- Refresh your memory on what kind of materials we use every day: <https://www.bbc.co.uk/bitesize/topics/zrssgk7/articles/z9pgcdm>

Geography

- What do you learn about in geography? What kind of resources do you use? Use this link to refresh your memory on geography and find out some very interesting facts: <https://study.com/academy/lesson/geography-definition-lesson-for-kids.html>

Phonics

Each week there will be daily phonics activities to complete. Each sound will consist of two taught lessons, the first day learning and teaching the sound, the second day applying/writing the sound. There will also be a short re-cap activity at the top of the page, which will support your child with remembering previous taught sounds. On Fridays, please use phonics play and choose the sound that has been taught that week to practice.

www.phonicsplay.com

Re-cap activity: Can you practice reading the phase 2 - 5 high frequency words? Cover them up and see if you can spell them correctly.

Phase 2 to 5 High Frequency Words							
Phase 2		Phase 3		Phase 4		Phase 5	
a	his	will	too	went	when	Mr	by
dad	to	that	was	from	some	looked	their
I	him	then	all	children	come	made	oh
mum	had	now	look	little	there	your	could
big	in	she	we	it's	what	came	about
it	no	this	you	just	so	saw	house
at	got	with	her	help		Mrs	time
on	go	for	be	said		don't	day
up	an	he	they	were		asked	people
back	as	them	are	out		very	here
if	can	down		like		make	I'm
but	off	me		one		put	
of	not	my		have		called	
into	get	see		do		old	
and							

Monday 8th

June 2020 Day 1:

Re-cap activity: Can you complete the phonics activity mat?

Phonics Activity Mat 2

Read these words to a friend.

steck



shrill

quoop



start

sneep



blank

whame



newt

joush



sandpit

Write the real words next to the chest and the nonsense words next to the bin.

gulp

kift

lamp

plum

windmusk

vand

fact

klain



Circle all of the words that contain the **igh** trigraph.

slight

tree

shark

high

cross

time

fight

peaks

Add the sound buttons to these words.

wheel

spring

painter

Write the missing sounds in these words.



__ip



___op



___ell



___ick



cl___d



p___



c___ns



sn_k__



b_n__



c_b__

Write a word that contains **ear**.

/air/ sound.

Practice these words and identify the different ways of spelling them.

<i>air</i>	<i>-are</i>	<i>-ear</i>	<i>-ere</i>
<i>flair</i>	<i>scarecrow</i>	<i>tearing</i>	<i>somewhere</i>
<i>fairy</i>	<i>declare</i>	<i>footwear</i>	<i>everywhere</i>
<i>chairman</i>	<i>spare parts</i>	<i>unbearable</i>	<i>premiere</i>

Can you copy the spellings below with the 'air' sound?

<i>hairy</i>	<i>share</i>	<i>bear</i>	<i>there</i>
<i>pair</i>	<i>square</i>	<i>pears</i>	<i>where</i>
<i>repair</i>	<i>flares</i>	<i>swear</i>	<i>nowhere</i>


Tuesday 9th June 2020 Day 2:

Underline the '/air/' sound in the paragraph below.

The chairman of the premier league football team declared that the famous player was a 'spare part' to the club. He said it was unbearable to watch his lack of flair on the field. The player replied that it was all down to unsuitable footwear.

Can you write your own sentences using 'air' sounds?

Draw a picture to illustrate your sentences.



Wednesday 10th June 2020 Day 3

Re-cap activity: Can you complete the phonics activity mat?

Phonics Activity Mat 4

Read these words to a friend.

trem



shark

scemp



waits

glate



week

haspur



darling

dirster



moonlight

Write the real words next to the chest and the nonsense words next to the bin.

when

phute

shawl

tray

balue

jie

frink

whisper





Circle all of the words that contain the **air** trigraph.

spare

haircut

start

stairs

player

count

joint

pair

Add the sound buttons to these words.

oyster

slipper

valued

Write the missing sounds in these words.



__et



___eep



___ain



t___l



sh___t



t___key



dol___in



sm___l___



f___r___



c___n___

Write a word that contains **ew**.

/n/ sound.

Practice these words and identify the different ways of spelling them.

<i>nv</i>	<i>knv</i>	<i>-nv</i>	<i>gnv</i>
<i>even</i>	<i>knight</i>	<i>stunning</i>	<i>reign</i>
<i>night</i>	<i>knitting</i>	<i>runner</i>	<i>sign</i>
<i>hundred</i>	<i>knife</i>	<i>spanner</i>	<i>design</i>

Can you copy the spellings below with the 'n' sound?

<i>number</i>	<i>knot</i>	<i>funny</i>	<i>gnaw</i>
<i>nine</i>	<i>know</i>	<i>bonnet</i>	<i>gnome</i>
<i>never</i>	<i>knee</i>	<i>punnet</i>	<i>gnat</i>


Thursday 11th June 2020 Day 4:

Underline the /n / sound in the paragraph below.

The stunning runner was on track to take first place until an injury on his knee 'put a spanner in the works'. He gnawed and gnashed his teeth and managed to throw himself over a hundred metre line to come in at number nine. This was his best effort but his reign was clearly over.

Can you write your own sentences using 'n' sounds?

Draw a picture to illustrate your sentences.



Choose three activities from the spelling board below.

ee → **Word Study**
CHOICE BOARD

Triangle Spelling 	Abc Order Write your words in ABC Order	Rainbow Spelling Write your words six each with different colors	Color Code Write the Vowels Blue and Consonants Red
Silly Sentences Write each word in a silly sentence.	Silly letters Write each word using crazy letters.	Backwards to Forwards Write each word backwards and then write it Forwards sgd dogs	Type your Words If available, Type your words on the computer or other device.
Context Clues Write a detailed sentence with each word	Bubble Letters Write each of your words using bubble letters.	Dictionary Dig Look up 10 of your words in the dictionary and write the definition.	Picture Perfect Write the word and draw a picture to represent it.
Ghost Words Use a white crayon to write your words. Color over with a marker.	Follow the Swirl Draw a swirl line. Write your word over and over along the line.	Rhyme Time Write each word and write a word that rhymes with it.	Code Creation QUICKLY assign each letter of the abc's a number then write each word and write the code.
Spell and Tell Write each word 3x and whisper each letter as you write.	Michelangelo Tape your paper on the bottom side of your desk. Lay on the floor and write your words 3 times each. Your arms will get tired.	Wrong Hand Use the opposite hand you write with, to write each word.	Teacher Choice

Year One Spellings

Here there

Where love

Push pull

Full house

Our door

Year Two Spellings

Station fiction

Motion national

Section people

Water again

Half money