

Key Stage 1 Home Learning- w/c 15.06.2020

Daily activities:

| | | | | | |
|-------------------|---------------------------|-------------------------------|------------------|------------|-------------------------------------|
| English worksheet | Maths video and worksheet | Phonics and Spelling activity | TTRS and Numbots | PE session | An activity from the choices below. |
|-------------------|---------------------------|-------------------------------|------------------|------------|-------------------------------------|

This week's themed learning is based around our new Marvellous Maps topic

History

Windrush Generation

In 1948, Britain was just starting to recover from World War II. In the Caribbean, lots of young men and women had served in the British armed forces. Some of these people answered an advert to come to Britain where there were lots of different jobs to do. But when the passengers landed, they didn't always get the friendly welcome they had hoped for. Do you remember the workshop at school about this?



Watch the videos on this location to find out more:

[Video 1](#)

A: Write a few questions that you would like to ask a person that was in the Windrush Generation.

B: Draw a scene from the life of someone that travelled to the UK on the Empire Windrush.

Computing

Create a weather report on Purple Mash that is set as a 2do. Can you set different weather for different countries within the UK?

Geography Last week we learned about the compass points (**North, South, East and West**). These are used to locate places on a map so you can find directions and point exactly to where something is. On this map you can see the compass points and many locations (enlarged map attached below).



Use the points of the compass to locate and explain where different locations are.

E.g. St Mary's Primary School is east from Clifford House.

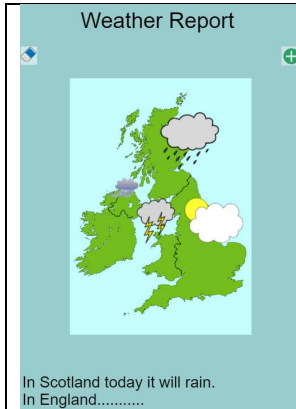
English

Using [Collins online dictionary](#), can you define the following words?

Serve, armed forces, passenger, generation, discrimination, docks, experience, respect

British Values – Tolerance and Respect

Everyone is different but also the same. Talk about how you are different and the same to others around you. Create a poster showing how you are same to other people around you.



Art

Create a mixed collage just like Dan Eldon. What could you use to make is more creative? Could you use some materials that give your creation some texture? Here are some examples of Dan Eldon's journals as inspiration for our piece of art.



DT How does a building feel?

Act out the different parts of a building and feel the forces that architects and engineers must contend with!

- Be a column by balancing a pile of books on your head.
- Be a cantilever (a structure, such as a diving board or a balcony, that is only supported at one end) by holding out a pile of books at arm's length.
- Be an arch, with two people, by leaning against each other's hands.

Think about what forces you are feeling. Are you in being stretched or being squashed?

Think about what other structures you could make for example: a tunnel, a dome or a suspension bridge. Can you make a whole building?

Sticky knowledge: Remembering our previous learning

History – Significant People

- Emmeline Pankhurst - who was she? How did she make sure women had the same rights as men? Follow this link: <https://www.bbc.co.uk/bitesize/topics/zjkj382/articles/z7pwvk7>

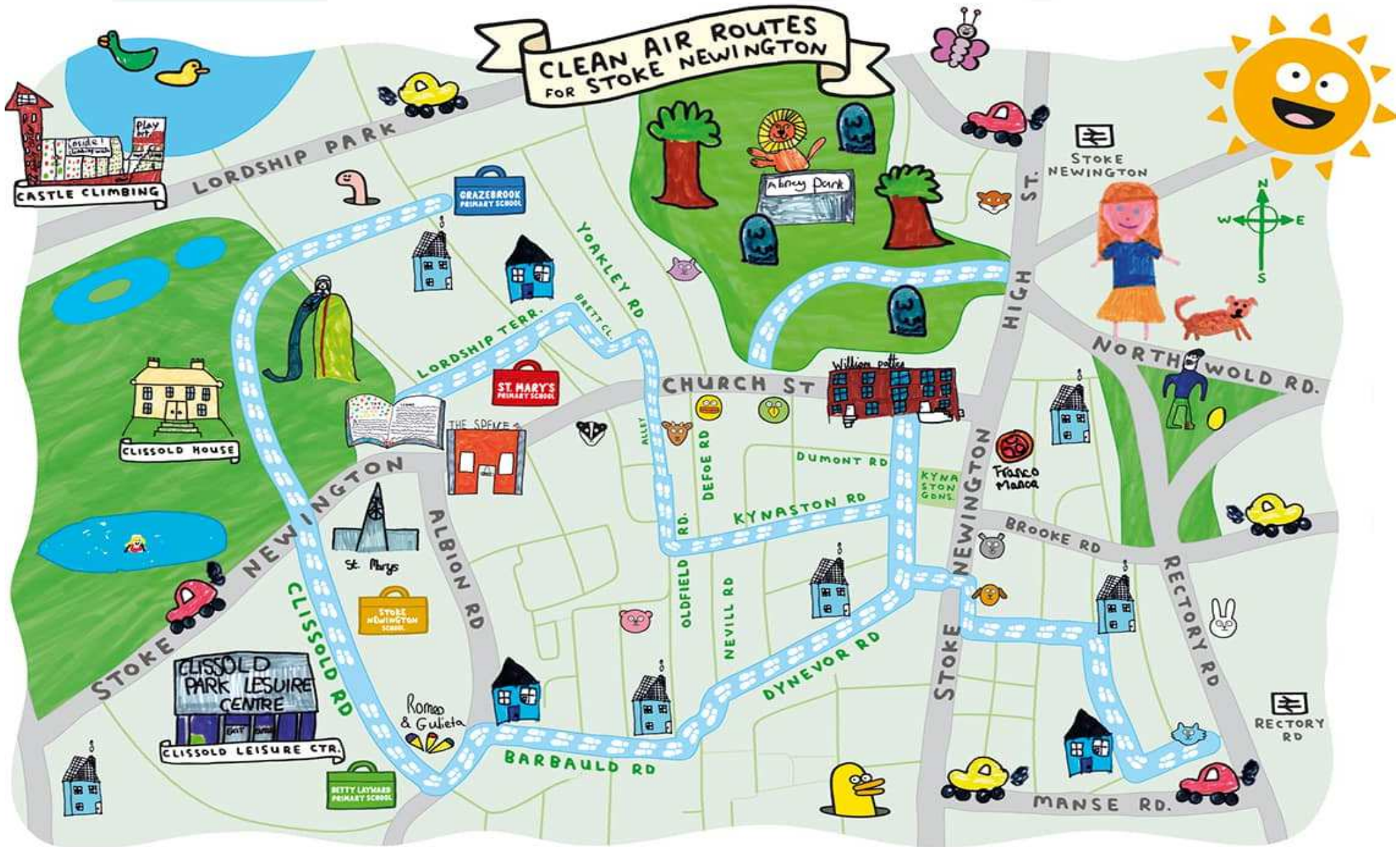
Art – Significant Artist

- Vincent Van Gogh – do you know any of his famous paintings? Refresh your memory here: <https://www.bbc.co.uk/bitesize/clips/z4pvcdm>

Geography

- Can you name and locate the world's seven continents and five oceans? Follow this link to find out: <https://www.bbc.co.uk/bitesize/topics/z849q6f/articles/zmqwscw>

CLEAN AIR ROUTES FOR STOKE NEWINGTON




KEY

-  = CLEAN AIR ROUTES
-  = LOW POLLUTION STREETS
-  = HIGH POLLUTION STREETS
-  = SCHOOLS
-  = NURSERIES =
- 

Choose three activities from the spelling board below.

ee → **Word Study**
CHOICE BOARD

| | | | |
|---|---|--|---|
| Triangle Spelling  | Abc Order Write your words in ABC Order | Rainbow Spelling Write your words six each with different colors | Color Code Write the Vowels Blue and Consonants Red |
| Silly Sentences Write each word in a silly sentence. | Silly letters Write each word using crazy letters. | Backwards to Forwards Write each word backwards and then write it Forwards sgd dogs | Type your Words If available, Type your words on the computer or other device. |
| Context Clues Write a detailed sentence with each word | Bubble Letters Write each of your words using bubble letters. | Dictionary Dig Look up 10 of your words in the dictionary and write the definition. | Picture Perfect Write the word and draw a picture to represent it. |
| Ghost Words Use a white crayon to write your words. Color over with a marker. | Follow the Swirl Draw a swirl line. Write your word over and over along the line. | Rhyme Time Write each word and write a word that rhymes with it. | Code Creation QUICKLY assign each letter of the abc's a number then write each word and write the code. |
| Spell and Tell Write each word 3x and whisper each letter as you write. | Michelangelo Tape your paper on the bottom side of your desk. Lay on the floor and write your words 3 times each. Your arms will get tired. | Wrong Hand Use the opposite hand you write with, to write each word. | Teacher Choice |

Year One Spellings

High night
 light bright
 right more
 before shore

Year Two Spellings

Enjoyment sadness
 Careful playful
 Hopeless happiness
 Plentiful penniless