

Year 1 English Home Learning

Introduction.

Each week you will receive a set of English tasks. You should aim to complete one each day. Spending about 30 minutes on reading, 45 minutes on writing and at least 20 minutes on grammar and spelling.

It is fine for you to ask for help from parents, siblings or your teacher through teams.

I have read and thought about what Tom packed for his trip.

I have written sentences using first, then and next.

I have used capital letters, full stops and finger spaces correctly.

I have practised the spellings and handwriting activities.



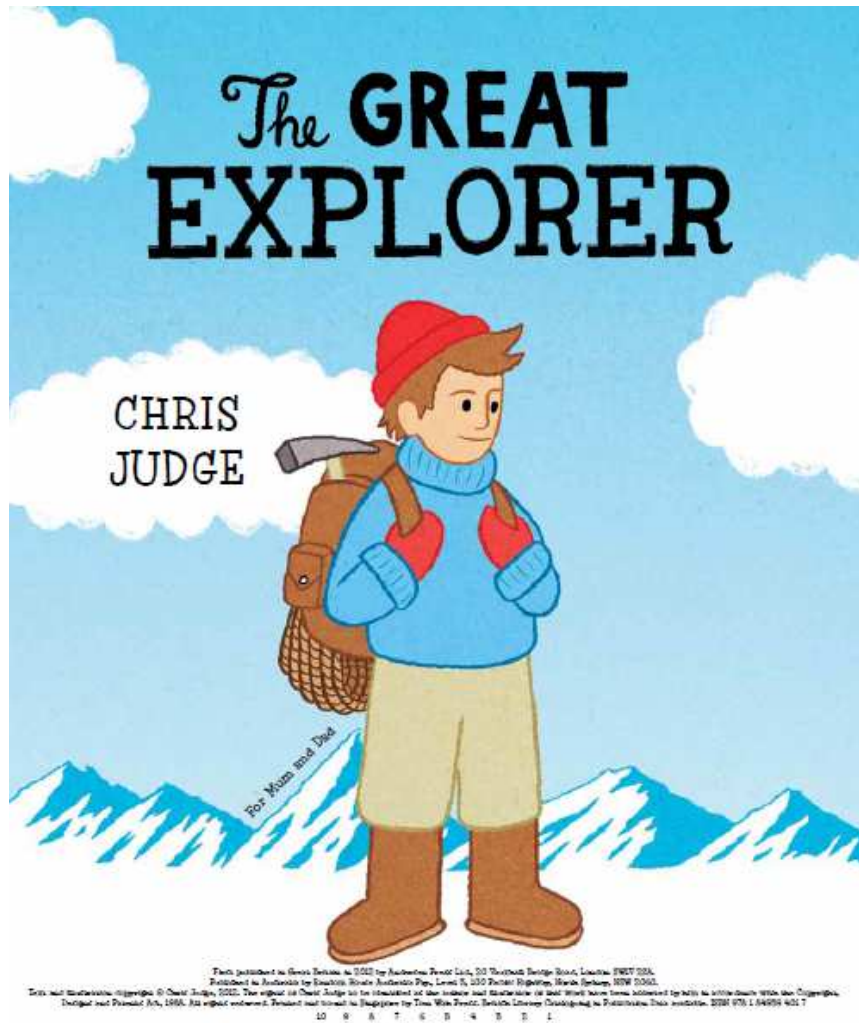
Colour the stars when you think you have achieved this.

If you love reading and writing and want more of a challenge you can keep writing stories based on your own ideas or other books you have read.

Or explore

www.lovereadings4kids.co.uk or www.newsela.com to find more extracts to read and write about.

The Great Explorer Written by Chris Judge





Tom's dad was a famous explorer.

One morning when Tom went down to breakfast ...



he was shocked to see a picture of his dad on the front of the morning paper.




His dad had got lost while exploring the North Pole.



Tom resolved there and then to go and rescue him.

First, he studied his globe of the world and found the North Pole.




Then he bought a map so he could find his way there . . .

packed his bag and get off on his first adventure.



Casting off, he set sail out into the big, blue ocean.



Monday 15th June 2020

Year 1 - Day 1- Reading

Reading

Look again at the things Tom packed for his trip.

Talk to someone at home if there is anything you haven't seen before.

You can either think, talk or write about the questions.

1. Do you think Tom has packed well for his trip?
2. What do you think he has forgotten?

Draw a picture of things you might take on the trip.

Tuesday 16th June 2020

Year 1- Day 2- Writing

Writing

Look at the picture of the things Tom packed.

Use 'first, then, next' to write instructions of what Tom packed.

First Tom packed

Then

Next

Finally

Wednesday 17th June 2020

Year 1- Day 3- Grammar

Grammar

Write a sentence for each of these words. Remember your finger spaces, capital letter and full stop.

cup

torch

lost

Example: My favourite cup has green spots and black stripes.

Thursday 18th June 2020

Year 1 -- Day 4- Spelling

Spelling

Practise each word by rewriting it 3 times. Say it aloud as you write it.

large

larger

largest

short

shorter

shortest

warm

warmer

warmest

Can you make the words using something different? Try using a whiteboard/tablet, sand or twigs.

Friday 12th June 2020

Year 1 - Day 5- Handwriting

Handwriting

Practise writing capital letters from A to Z. Then practise these words that begin with a capital letter in your neatest handwriting:


England Anna Friday March

Phonics

Each week there will be daily phonics activities to complete. Each sound will consist of two taught lessons, the first day learning and teaching the sound, the second day applying/writing the sound. There will also be a short re-cap activity at the top of the page, which will support your child with remembering previous taught sounds. On Fridays, please use phonics play and choose the sound that has been taught that week to practice.

www.phonicsplay.com

Re-cap activity: Can you practice reading the phase 2 - 5 high frequency words? Cover them up and see if you can spell them correctly.

Phase 2 to 5 High Frequency Words							
Phase 2		Phase 3		Phase 4		Phase 5	
a	his	will	too	went	when	Mr	by
dad	to	that	was	from	some	looked	their
I	him	then	all	children	come	made	oh
mum	had	now	look	little	there	your	could
big	in	she	we	it's	what	came	about
it	no	this	you	just	so	saw	house
at	got	with	her	help		Mrs	time
on	go	for	be	said		don't	day
up	an	he	they	were		asked	people
back	as	them	are	out		very	here
if	can	down		like		make	I'm
but	off	me		one		put	
of	not	my		have		called	
into	get	see		do		old	
and							 visit twinkl.com

Monday 15th

June 2020 Day 1:

Re-cap activity: Can you complete the phonics activity mat?

Phonics Activity Mat 5

Read these words to a friend.

grick



bland

harch



well

thorb



skirts

lauth



whisker

sinkert



woodland

Write the real words next to the chest and the nonsense words next to the bin.

even

sird

shule

venue

deag

blipe

cards

spoil



Circle all of the words that contain the **oy** digraph.

haunt

sheep

annoy

bake

boys

employ

spoon

moist

Add the sound buttons to these words.

cried

dreams

rescue

Write the missing sounds in these words.



__an



ki__



b__k



c__t



m__th



s__l



m__l



wh_l__



gr__p__s



fl__t__

Write a word that contains **air**.

/r/ sound.

Practice these words and identify the different ways of spelling them.

<i>r</i>	<i>wr</i>	<i>-rr</i>	<i>rh</i>
<i>rap music</i>	<i>wren</i>	<i>arrive</i>	<i>rhinoceros</i>
<i>register</i>	<i>wreck</i>	<i>arrival</i>	<i>rhumba</i>
<i>ruler</i>	<i>wrist</i>	<i>arrow</i>	<i>rhapsody</i>

Can you copy the spellings below with the 'r' sound?

<i>already</i>	<i>wrong</i>	<i>hurry</i>	<i>rhyme</i>
<i>ruby ring</i>	<i>write</i>	<i>sorry</i>	<i>rhythm</i>
<i>right</i>	<i>wrap</i>	<i>carrot</i>	<i>rhubarb</i>


Tuesday 16th June 2020 Day 2:

Underline the '/r/'sound in the paragraph below.

When I arrived, I was in such a hurry to register for the event. I wrapped a band around my right wrist and asked my friend to write my name on for me. The rap music was so loud but, to me it was a fabulous rhapsody of rhyme and rhythm.

Can you write your own sentences using 'r' sounds?

Draw a picture to illustrate your sentences.



Wednesday 17th June 2020 Day 3

Re-cap activity: Can you complete the phonics activity mat?

Phonics Activity Mat 6

Read these words to a friend.

teff



frog

jigh



plants

chaip



admit

scear



grasping

hempbuck



helicopter

Write the real words next to the chest and the nonsense words next to the bin.

grend

camp

grunt

point

thark

croct

kizz

tenth



Circle all of the words that contain the **au** digraph.

haul

helper

sleep

fraud

war

launch

August

nice

Add the sound buttons to these words.

untrue

yellow

speaks

Write the missing sounds in these words.



__eb



ri__



ba__



cr__n



b__ns



kn__



h__



t__b__



sl__d__



n__n__

Write a word that contains **ey**.

/m/ sound.

Practice these words and identify the different ways of spelling them.

<i>m</i>	<i>-mb</i>	<i>-mn</i>	<i>-mm</i>
<i>merit</i>	<i>plumber</i>	<i>solemn</i>	<i>immense</i>
<i>marvellous</i>	<i>limbs</i>	<i>solemnly</i>	<i>immediate</i>
<i>submarine</i>	<i>thumb</i>	<i>condemn</i>	<i>hammer</i>

Can you copy the spellings below with the 'm' sound?

<i>camera</i>	<i>comb</i>	<i>autumn</i>	<i>summer</i>
<i>dream</i>	<i>lamb</i>	<i>hymn</i>	<i>swimmer</i>
<i>marbles</i>	<i>climb</i>	<i>column</i>	<i>shimmering</i>


Thursday 18th June 2020 Day 4:

Underline the /m / sound in the paragraph below.

I had a marvellous dream. It was summer and I sat by a shimmering pool to watch the long limbs of a swimmer slice the water while I ran a comb through my hair. Then an immense hammer came down and I solemnly woke up to autumn.

Can you write your own sentences using 'm' sounds?

Draw a picture to illustrate your sentences.



Th
is

ut this

Monday 15th June 2020 Lesson 1 - Compare length and height

Please watch the video first <https://vimeo.com/417728439> **Summer term- Week 5 Lesson 1**

Compare lengths and heights


1 a) Tick the taller flower.



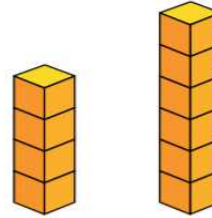
b) Tick the shorter tree.



c) Tick the longest ribbon.



d) Tick the taller tower.



2 Complete the sentences.



• C is longer than _____

• _____ is the longest train.

• _____ is the shortest train.

3 Complete the sentences.



Annie



Rosie



Mo

a) _____ is the tallest.

b) Mo is taller than _____.

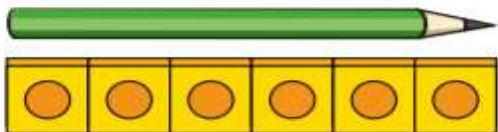
c) _____ is the shortest.

Compare the heights of your friends.

Measure length (1)

1 How long is each object?

a)



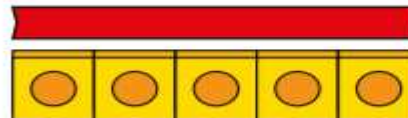
The pencil is cubes long.

b)



The chew bar is cubes long.

c)



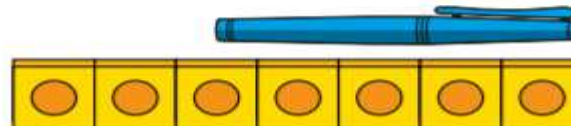
The ribbon is cubes long.

d) Use cubes to measure some objects in your classroom.

2



The pen is 7 cubes long.



Do you agree with Rosie? _____

Talk about it with a partner.

3 Tommy is measuring objects.



The car and
the crayon are the
same length.

Do you agree with Tommy? _____

4 Measure objects in your classroom with these items.

- cubes
- hands
- sticks

Which object is the longest?

Which is the shortest?

How do you know?

Please watch the video first <https://vimeo.com/417730894> Summer term- Week 5 Lesson 3

Measure length (2)

1 How long is each object?



The pencil is cm long.



The crayon is cm long.



The brick is cm long.

d) Measure the length of other objects in your classroom.

2 a) How long is the blue ribbon?



The blue ribbon is cm long.

b) How long is the red ribbon?

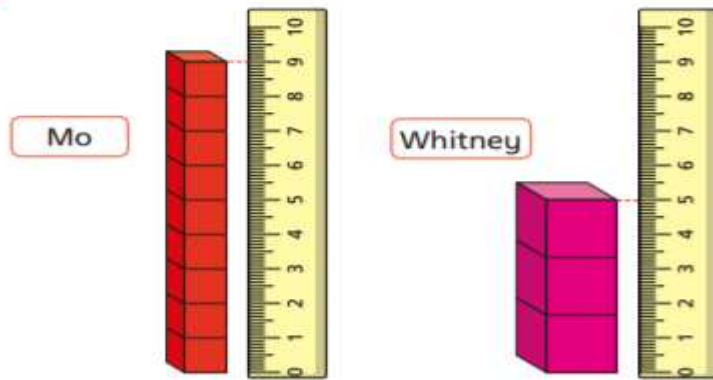


The red ribbon is cm long.

c) Which piece of ribbon is longer?

The _____ ribbon is longer.

3 Mo, Whitney and Eva are building towers.



a) How tall is Mo's tower?

Mo's tower is cm tall.

b) How tall is Whitney's tower?

Whitney's tower is cm tall.

c)



My tower is taller than Whitney's, but shorter than Mo's.

How long could Eva's tower be? cm

Is there more than one answer?

Please watch the video first <https://vimeo.com/417731358> Summer term- Week 5 Lesson 4

Introduce weight and mass

1 Which object is heavier?

Tick your answer.



How do you know?

2 Which object is lighter?

Tick your answer.



How do you know?

3 The ball is lighter than the bottle.

Tick the picture that shows this.



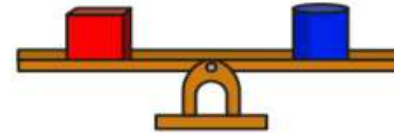
4 Choose a phrase to complete the sentences.

more than

less than

the same as

a)



The cube weighs _____
the cylinder.

b)



The cuboid weighs _____
the sphere.

Watch the video at <https://whiterosemaths.com/homelarning/year-1/>

Challenge 1

Jane is standing in a queue.

There are 5 people in front of her.

There are 2 people behind her.

How many people are in the queue?



Challenge 2



Rosie

I have 80 pence.



Mo

I have 12 pence.

Rosie gives Mo 25 pence.

How much more money does Rosie have than Mo now?