



## Reception Home Learning

W.B: 20.07.2020



### Daily Activities

<b><u>Writing Activity</u></b> This can be from below or can be letter formation practice.	<b><u>Maths</u></b> Number facts. See below for more information	<b><u>Phonics</u></b> See below for daily calendar	<b><u>Computing/Maths</u></b> Numbots & Maths Games	<b><u>PE</u></b> Joe Wicks or Cosmic Kids. (Youtube)	<b><u>Reading</u></b> Sharing a favourite book, reading book, cumulative text or from Oxford Owl
---	--	---	--	---	---

This term's themed learning is based around our topic question:






### What will I find in the water?

This week is our final week of home learning. A massive thanks for all your hard work during this prolonged closure. We're looking forward to seeing the children return in September and hearing about how they progress in Year 1. Children in the Year 1 class will be taught by Miss Wellburn whilst children going into year ½ will be taught by Miss Kennedy. This week we are consolidating lots of learning and completing some transition work to help us get ready for September.

We have also included daily Maths/Phonics & Literacy activities. Please use these to help you structure your day & don't forget to post your pictures on Teams!!!

	<b><u>Monday</u></b>	<b><u>Tuesday</u></b>	<b><u>Wednesday</u></b>	<b><u>Thursday</u></b>	<b><u>Friday</u></b>
<b><u>Phonics</u></b>	O Sound –Introduce to children. Show how to write on paper. Explain how the sound O makes an U sound in these words etc. Sound out & read: onion, mother, brother, other Use Phonics Play: Odd & Bob (Own choice of words)	O sound –How do we write it? Can you write: son, gloves, money, worry, month. Write sentence: I might give some money to my brother next month. Cumulative text = Can you find the O sound? Alternative = Can you find any other O sounds e.g.U. Can you	ED Sound –Introduce to children. Show how to write on paper. Explain how the sound ED makes either a D or t sound in these words etc. Sound out & read: dropped, stopped, danced, happened, Use Phonics Play: Buried Treasure (Own choice of words)	ED sound –How do we write it? Can you write: cooked, jumped, played, tugged Write sentence: You played with your toys but then you dropped it. Cumulative text = Can you find the ED sound? Alternative = Can you find any other ED sounds e.g. D or T = Can you underline them in the text?	

		underline them in the text?			
<b>Literacy</b>	<p><b>Monday</b> = Explain how this is our last week in Reception. How does that make you feel? What have you enjoyed doing in Reception? What will you work harder on next year? Work through Goodbye Reception writing frame together. Ask your child the Questions &amp; get them to fill in each box, using their Phonics &amp; trying to write independently.</p> <p><b>Tuesday</b> = Explain how Miss Wellburn (Yr 1) and Miss Kennedy (Yr ½) want to learn more about you. We're going to write a letter to our new teachers. Explain how to lay out a letter e.g. with address &amp; using to/dear and from at the end. Explain how you need to tell your teacher about yourself e.g. favourite foods, favourite activities as well as things you want to ask next year. Children to write out letters.</p> <p><b>Wednesday</b> = Explain how it's nearly Summer. We're not coming to school for 5 weeks. What are you going to do over the summer? Are you doing anything special? What would you like to do? What will you eat? What will you see? Make a to do list for over the Summer of all the activities you'd like to do. Maybe over the Summer you could link back and tick off the activities as you do them?</p> <p><b>Thursday</b> = We're not going to see our friends for a few weeks. Some of us are going into different classes. We're going to make some cards for people we're going to miss. It could be a friend or a teacher. Design your front cover &amp; then write a message inside e.g. I will miss you because....., I hope you have a good summer etc.</p>				
<b>Maths</b>	<p><b><u>This week, you will revise importance number skills which you will need to know before you go into Year One.</u></b></p> <p><b>Monday</b> Use the 'Tens Frames' or 'Five Frames' <a href="https://www.coolmath4kids.com/manipulatives/ten-frame">https://www.coolmath4kids.com/manipulatives/ten-frame</a> and practise recognising amounts. Try not to count the amount. <b>Play a game e.g. dice when playing board games, playing with cards, identifying how many food items on the plate to practise this subitising skills.</b></p> <p><b>Tuesday</b> Sing Number songs to practice counting, reciting numbers in order, one more, one less using number songs: Five Little Ducks, Five Little Men, Ten Green Bottles. (This can be found on YouTube) <b>Play quick fire one more and one less with your child e.g. Say one more/one less than 5 and your child answers as quick as they can. Repeat but practise number formation this time.</b></p> <p><b>Wednesday</b> Watch <a href="https://www.youtube.com/watch?v=ch7KzI3n2Zk">https://www.youtube.com/watch?v=ch7KzI3n2Zk</a> a few times. <b>Play <a href="http://www.ictgames.com/saveTheWhale/">http://www.ictgames.com/saveTheWhale/</a> Attach the matching pipe and spin the wheel.</b></p> <p><b>Thursday</b> <b>Play the addition and subtraction Snakes and Ladders game (see assignments)</b></p>				

<p><b><u>Maths problems</u></b></p>	<p><b>Find pairs of items in your house.</b></p> 	<p><b>Go on a number hunt.</b></p>  <p><b>How many numbers can you find?</b></p>	<p><b>Find 5 toys.</b></p>  <p><b>Put them in height order.</b></p>	<p><b>How many star jumps can you do in 30 seconds?</b></p>  <p><b>Can you beat your record?</b></p>	
<p><b><u>A Story a day</u></b></p>	<p>One Upon an Ordinary School Day by Colin McNaughton  <a href="https://www.youtube.com/watch?v=i1D4z4sb3Uk">https://www.youtube.com/watch?v=i1D4z4sb3Uk</a>          Dear Teacher by Amy Husband  <a href="https://www.youtube.com/watch?v=cVWvwu31t5g">https://www.youtube.com/watch?v=cVWvwu31t5g</a>          At the Beach by Roland Harvey  <a href="https://www.youtube.com/watch?v=kPL7IMLYNDk">https://www.youtube.com/watch?v=kPL7IMLYNDk</a>          Noisy Poem by Jill Bennett  <a href="https://www.youtube.com/watch?v=8w8-EDpLHCY">https://www.youtube.com/watch?v=8w8-EDpLHCY</a></p>				

<p><b><u>Art (EAD) – Memory Art</u></b>          Draw a picture of one of your favourite memories of the year. You could choose any of your memories and add detail to your drawing. Think about shapes that you need to make your picture. Can you add some colour? Will you use paint, crayons or pencils? Can you think about what colours to use? Shades? Hot or cold colours?</p>	<p><b><u>PE (PD) = Beans</u></b>          One of our favourite games in P.E was the bean game. Play it with your child by saying a type of bean and they do the action  <b><u>Runner Bean</u></b> – Run on the spot  <b><u>Broad Bean</u></b> – Stand on tiptoes and walk tall  <b><u>Jumping Beans</u></b> – Jump on the spot  <b><u>Cowboy Beans</u></b> – Rotate arms like a cowboy and show yee-haw  <b><u>French Beans</u></b> – Put hands on hips and shake, saying ‘Ooh la, la’  <b><u>Jelly Beans</u></b> – Wriggling on the spot  <b><u>Kidney Beans</u></b> – Hopping on the spot  <b><u>Frozen Beans</u></b> – Freeze on the spot  <b><u>Baked Beans</u></b> – Crouching down on the floor</p>	<p><b><u>Computing (UTW) = Purple Mash Summer</u></b> - Can you draw a typical summer scene? What kind of things would you expect to see?  <b><u>The Seaside Jigsaw</u></b> – Can you complete the jigsaw?  <b><u>Summer Clothes</u></b> - What clothes do you like to wear during the summer whilst the weather is hot?</p>
<p><b><u>Music (EAD)=</u></b>  <a href="https://www.bbc.co.uk/cbeebies/radio/sounds-of-summer-holiday">https://www.bbc.co.uk/cbeebies/radio/sounds-of-summer-holiday</a>          Listen out for the sounds of summer and sing along.</p>	<p><b><u>Design Technology = Memory Box</u></b>          At this time of year we like to remember what we did in the past. Why not make a memory box. Use a sturdy box or container &amp; decorate with glitter, paint, sequins or anything that takes your fancy. You can use this box to write down memories of the year or memories of family events. It would be lovely to keep this for many years as your own mini time capsule</p>	<p><b><u>Science (UTW) = Seasonal Changes</u></b>          Talk about the seasons and talk about the differences between them. Ask them to think about events that they can remember during the year that might be remember by discussing the seasons e.g. Autumn walk, Christmas.          Watch  <a href="https://www.bbc.co.uk/bitesize/topics/zkvv4wx/articles/zcx3gk7">https://www.bbc.co.uk/bitesize/topics/zkvv4wx/articles/zcx3gk7</a> and play the quiz.</p>
<p><b><u>History = Reception Timeline</u></b>          Can you create a timeline of your experiences in Reception. You need a sheet of paper and simply put all the months from September to July and talk about what your child remembers doing. Some key events are listed below</p> <ul style="list-style-type: none"> <li>• Starting School</li> <li>• Macmillan Coffee Morning (September)</li> <li>• Trip to Hyde Library (November)</li> <li>• Animal Magic (March)</li> <li>• Dinosaur Mike’s Visit (Jan)</li> <li>• Christmas Concert</li> <li>• Christmas Craft Morning</li> </ul>	<p><b><u>Geography = Holiday Destinations</u></b>          Use a world map to identify countries where you have been on holiday before or where you might go this year. If you have not been to other countries, choose some you might want to go to in the future. How did you/will you get there? Research these countries on the internet. What did you find out?</p>	

- Maths morning (Feb)
- Home learning

**PSED –**

Watch <https://www.youtube.com/watch?v=dOkyKyVFnsSs> and guess the feelings. Talk about how you feel at the moment and how you are feeling about being in Year One.

**Communication and Language = Targets**

Thinking ahead to year 1, talk to your child about what they want to get better at next year. This may include writing, reading, Maths or listening etc. Talk about how they achieve this goal but also talk about what they have learned to do during their time in Reception.


**Science- Shadows**

When you are playing outside, look at your shadow. Is it as big as you or smaller? Is it always the same size? Does it always follow you? Find out as much as you can about your shadow.

**Other Possible Activities**

- A summer diary
- Make a picture you could share with your new teacher.
- Create a true or false quiz for you new teacher all about yourself
- Read a story in an unusual place and take a picture. e.g. on a trampoline, in the bath
- Design a hat and sunglasses for your summer break
- Make some ice lollipops.

# Snakes and Ladders



## You will need...

- The Snakes and Ladders Board Game board
- A dice
- A counter per player

## How to play...

1. Players take it in turns to roll the dice. The player with the highest number goes first, the person with the second highest goes second and so on.
2. The player moves the counter the number of spaces shown on the dice.
3. If a player lands on a snake's head, the player's counter slides down to the square at the snake's tail.
4. If a player lands on the bottom of a ladder, the player's counter climbs up to the square at the top of the ladder.

$9+9=$ 21	$16-5=$ 22	$14+5=$ 23	$19-7=$ 24	<b>Finish</b> 25
$12+6=$ 20	$17-9=$ 19	$14+2=$ 18	$15-13=$ 17	$13-6=$ 16
$16-8=$ 11	$7+7=$ 12	$8+5=$ 13	$19-4=$ 14	$6+8=$ 15
$8+8=$ 10	$11+9=$ 9	$18-6=$ 8	$3+9=$ 7	$14+4=$ 6
<b>Start</b> 1	$10+4=$ 2	$16-7=$ 3	$12+5=$ 4	$17-2=$ 5

5. The first player to reach 25 is the winner.

