



Reception Home Learning

W.B: 04.05.2020



Daily Activities

<u>Writing Activity</u> This can be from below or can be letter formation practice.	<u>Maths</u> Exploring pattern work. See below for more information	<u>Phonics</u> See below for daily calendar	<u>Computing/Maths</u> Numbots & Maths Games	<u>PE</u> Joe Wicks on Youtube at 9:30 every day	<u>Reading</u> Sharing a favourite book, reading book, cumulative text or from Oxford Owl
---	--	---	--	--	---

This term's themed learning is based around our topic question:


Where will my imagination take me?

This week, the topic will have a focus on **Queens, Kings and Knights**. Please look at the activities below to find out all the fantastic activities we have planned around this. Don't forget to post on Teams so we can see your learning & give you Dojos & praise.

We have also included daily Maths/Phonics & Literacy activities. Please use these to help you structure your day & don't forget to post your pictures on Teams!!!

	Monday	Tuesday	Wednesday	Thursday	Friday
--	--------	---------	-----------	----------	--------

Phonics	<p>OI Sound – Introduce to children. Show how to write on paper etc. Sound out & read: soil, oil, coin, joint Use Phonics Play: Dragons Den (OI Words)</p>	<p>OI sound – How do we write it? Can you write: boiling, joiner, foil, coils Write sentence: I need three coins to get the soil. Cumulative text = Can you find the OI sound?</p>	<p>EAR Sound – Introduce to children. Show how to write on paper etc. Sound out & read: dear, near, tears, shears Use Phonics Play: Buried Treasure (EAR Words)</p>	<p>EAR sound – How do we write it? Can you write: hearing, nearly, fears, beard Write sentence: You can hear a dog bark with your ears. Cumulative text = Can you find the EAR sound?</p>	<p>AIR Sound – Introduce to children. Show how to write on paper etc. Sound out & read: fair, hair, pairs, stairs Use Phonics Play: Buried Treasure (AIR Words)</p>
	<p>Youtube: Mr Thorne Does Phonics: OI Sound Oxford Owl: Can you find a story with OI sounds?</p>		<p>Youtube: Mr Thorne Does Phonics: EAR Sound Oxford Owl: Can you find a story with EAR sounds?</p>		<p>Phonics Play: Tricky Word Trucks</p>
Literacy	<p>Look up the story & listen to: Cinderella. This could be a book or on Youtube. Who are the characters? What happens to them? Can you write a description of one of the ugly sisters?</p>	<p>Cinderella went to the ball. What do you think she ate? Can you write out a menu for her ball? What was for starter? Main? Desert? Who else could we invite to the ball? Can you write your own invitation?</p>	<p>Can you write your own version of the story 'Cinderella' with a beginning, middle & end?</p>	<p>Look up the story & listen to: The 3 Little Pigs. This could be a book or on YouTube. Who are the characters? What happens to them? Can you draw the 3 houses from the story and write some descriptions. Which one would you like to live in? why?</p>	<p>Can you write your own version of the story 'Cinderella' with a beginning, middle & end?</p>
Maths	<p>Please use this link for this week's maths: Link to Reception Resources</p>				
	<p>Exploring Patterns 1 <u>Look at the pg 2.</u> Ask the questions- What actions are shown in the picture? Can you see a pattern? Which action comes next? [Arms up.] What other patterns can you act out? <u>Activity – look around your house to find different patterns.</u></p>	<p>Explore Patterns 2 <u>Look at pg 3 and 4</u> Ask the questions – What do you notice about the beads? What is the pattern? Can you describe the pattern? What bead will Alex use next? Can you see any other patterns in the picture? <u>Look at pg 5 and 6</u> Ask the questions – Where will the next bead go? Can you describe what</p>	<p>Explore Patterns 3 <u>Look at pg 7 and 8</u> Ask the questions - What is different about each of the buttons? What do you think will come next in the pattern? Why? How is this pattern different from the button pattern? How is it the same as the button pattern? Can you describe what you see? Say the pattern out loud. Could you add to the</p>	<p>Explore Pattern 4 <u>Look at pg 9 and 10</u> <u>Ask the questions –</u> Can you say the patterns out loud? Can you see where there is a mistake in the pattern? Can you have another go at making this pattern without the mistake? What could you use to represent each item? Are all of these patterns the same? Which one is different? How is it different? Can you make this</p>	<p>Explore Pattern 5 <u>Look at pg 17 and 18</u> <u>Ask the questions –</u> Can you see the pattern? What is different about each of the shells? How many items are in the unit of repeat? How many small and how many large shells are in the unit of repeat? Can you describe what you see? Say the pattern out loud. What is the same</p>

		<p>you see? Say the pattern out loud. Can you show where the pattern repeats using the beads? How many beads are in the repeating part? Do all patterns have a repeating part? How can you show the repeating unit?</p> <p><u>Activity – use blocks, buttons or something similar to make an ABAB pattern like the picture below</u></p> 	<p>start of the pattern? What would you need to put there? What comes next at the end of the pattern?</p> <p><u>Activity – complete exploring patterns practice activity 1 in files</u> (If you can't print, just complete on the screen and draw on separate paper).</p>	<p>pattern using knives, forks and spoons? Can you show the same type of pattern using cups, plates and bowls (or red, yellow and blue cubes)? Can you make all of the patterns correctly?</p> <p><u>Look at pg 13,14,15 and 16</u></p> <p><u>Ask the questions-</u></p> <p>What do you notice about the order of the sandcastle shapes? What is the pattern? Can you describe the pattern? What shape sandcastle will Matilda make next? Where does the pattern begin? Where does the pattern end? Can you see any other patterns in the picture? Does every pattern have a core that repeats? Where will the next sandcastle go? Can you describe what you see? Say the pattern out loud. Can you point to the unit that repeats? How could you show the pattern?</p> <p><u>Activity – play this online game</u> https://www.topmarks.co.uk/ordering-and-sequencing/shape-patterns</p>	<p>about the patterns? What is different about the patterns? Can you continue the patterns?</p> <p><u>Activity – complete exploring patterns practice activity 2 in files.</u> (If you can't print, just complete on the screen and draw on separate paper).</p>
<p>Maths problems</p>	<p>Can you sort the cutlery in your house into different sets? How did you do it?</p>	<p>Look out onto your street. Can you add up the numbers on a car registration plate?</p>	<p>Can you find 4 different sized shoes in your house and put them in order of size?</p>	<p>How many footsteps from Your house to the bottom of your garden? Your front door to your bedroom?</p>	<p>What numbers are in your phone number? Which is the biggest number?</p>

		Practise writing these numbers at home	What else can you find to order by length?	Your kitchen to your bathroom? What happens to the number if you take bigger steps? Practise writing these numbers at home.	Can you put them in order from smallest to biggest? Practise writing these numbers at home.
Books to listen to. Please choose 1 a day to listen to.	<p>Princess and the Wizard by Julia Donaldson https://www.youtube.com/watch?v=babXCIRmjQM George and the Dragon by Chris Wormell https://www.youtube.com/watch?v=HSI3wpySr5Q The Queen's Knickers by Nicholas Allan https://www.youtube.com/watch?v=DIKtVg0GXAc Princess Smartiepants by Barbette Cole https://www.youtube.com/watch?v=HI6jIUz0e4o The Knight That Wouldn't Fight by Helen Docherty https://www.youtube.com/watch?v=l6T8DCD99GY</p> <p>Maybe you could write a review/sentences about your favourite of the stories 😊</p>				

Art (EAD) – Design a Crown

Crowns are worn by leaders to show power, honour and glory. Rulers of a country usually wear crowns with jewels. Do you know who the ruler of our country is? However, not all crowns are made from jewels. Have a look at the pictures in the files tab. What do the crowns look like? What are they made from? Can you draw and design your own crown? We would like you to add a pattern to your design? Will you add jewels or other materials? After you have drawn your design, can you use things around your house to create it? Does it look like your design? How could you make it even better?

History (UTW) = King Arthur and Excalibur

Can you go on the search engine **Kiddle** and research King Arthur and write down five facts about him to share with everyone else? (write in your book)
Can you find out what Excalibur was?
Can you draw a picture of King Arthur with Excalibur?

Computing (UTW) = Purple Mash

Complete the 2dos on Purple Mash.
Knight – Hero: Put yourself into the role of a medieval knight. Show their thoughts and character in the speech bubble.
Castle: Can you put the castle back together again? Make sure you put the flag on top to let everyone know that you are at home.
The Three Bears: Can you place the three bears in their correct size chairs and beds?

PSED/CL

Kings and queens are important but we are special too. We can be special in many different ways. How are you special? What do you like? What are you good at? Can you draw a picture of yourself and write down what makes you special?

Geography (UTW)

Our queen rules over the UK – Can you look at a map of the UK? Can you talk to your children about where we live and where the queen lives. Can they tell you anything about London? Can you research London and maybe write some sentences about London or even make a London landmark such as Buckingham Palace or Canary Wharf

Science (UTW) = Drawbridges

Last week, you thought about the best materials for a castle to withstand a storm. This week, we would like you to look at the best materials for a drawbridge. The queen needs to get across the moat to the castle. What about if her carriage needed to go across too? What materials could you use? Find two objects like two chairs to create a gap. Look around your house for some materials. You could use paper, newspaper, card, dried spaghetti, lollipop sticks, straws or any other materials you can find. Place the material across the gap. You may need books to hold them in place but make sure you do this each time to make it fair. How much weight can it stand? You could use cubes or lego bricks as weights. Which material was the best? What if the gap was bigger? Could you do anything to the materials to make them stronger?

Music (EAD) = Listening to a Song

<https://www.bbc.co.uk/cbeebies/radio/kazoops-queen>
Listen to music about a queen on Cbeebies Kazoops Radio.
Is the music fast or slow? We call this the tempo of the music. Can you clap along with the beat or pulse? Which instruments can you hear? How does the music make you feel? Can you make up a dance to go with it?

Outdoors (PD) = Treasure Chest


Place the 10 treasure items; socks, shoes, small toys at one end of the garden, known as the treasure chest. Run and collect an item and return it back to the start as quickly as possible. How many items can you collect in 60 seconds? Can you race against someone else to see who can collect the most items? Were you able to keep running even when you were tired?

Other Activity Ideas (W.B: 04.05.20)

- Can you use create a shield and sword to be a knight?
- Can you draw a castle and label the different part?
- Can you use 2D shapes create your own picture of 'Sun and Castle' by Paul Klee (see in files)
- Can you make a pattern necklace or bracelet?
- Can you design a stamp? You could be the queen or king on it.

Activity 1

What come next?



Complete the pattern



Going Deeper Questions

Point to each picture and describe the pattern. How do you know it is a pattern? Can you continue the pattern even further? What is the same about the patterns on the page? What is different? Can you continue the pattern the opposite way?

Show the object using different objects




Going Deeper Questions


How many different ways can you build the pattern? e.g. buttons, cubes. Can you make the picture with sounds? Can you make the patterns with actions?

Activity 2

What comes next?



What comes next?



Going Deeper Questions

Can you circle the part that repeats? Could you continue the pattern further? What is the same about the patterns on the page? What is different?

Show the pattern in a different way



Going Deeper Questions

What patterns can you see? Circle the part which repeats? Say the pattern out loud. Can you use different object to copy the pattern? e.g. buttons, cubes. How many different ways could you show the pattern? What type of pattern is it: a AB pattern, a ABB pattern or a AAB pattern? What is the same? What is different?

Castle and Sun by Paul Klee



Examples of Crowns

