




Well, this is an Easter holiday we won't forget! To help the time speed by, we have created a collection of activities for you to do. If you pick one a day, we are sure that you will keep busy each day.

Pop a photo onto Teams and let us see what fun you have been having. Enjoy your break **Miss Chafer, Miss Griffin and Miss Harris.**

Upper Key Stage 2 - Easter Holidays Activities- Week 1 - Non-screen activities you can do at home.

<p>Spelling</p> <p>How many different words can you make from the letters in this sentence below? Grab a pencil and paper and write a list!</p> <p>'EASTER HOLIDAYS WORD CHALLENGE'</p> <p>Super challenge can you sort them in to word categories? E.g. verbs, adjectives, pronouns etc.</p>	<p>Writing</p> <p>Think of someone who inspires you.</p> <p>Make a list of reasons why and then write a short letter to tell them why they make a difference to you.</p>	<p>Wild Challenge</p> <p>Are you a Rembrandt or a Van Gogh? A Pollock or a Seurat?</p> <p>Grab a piece of paper and take a pencil outside to your garden. Have a go at sketching a plant, seed or feather up close.</p> <p>You'll find yourself getting lost in the exquisite details, shapes and textures. There are so many amazing features in nature you'll be spoilt for choice.</p>	<p>Science</p> <p>Lego STEM challenge</p>  <p>Find the 30 day Lego challenge here and let your imagination run wild.</p>	<p>Writing</p> <p>During the Corona virus lockdown there are lots of people without any visitors in old people's homes.</p> <p>Could you find the address for a local home and write someone a friendly letter to brighten up their day?</p>	<p>History</p> <p>Make a time capsule (in a box or shoe box) to inform future children what life was like during the Corona virus lockdown.</p> <p>Ideas include:</p> <ol style="list-style-type: none"> 1. Write a letter to your future self. 2. Draw a picture of your family as it is now. 3. Include clips from a newspaper or online report. 4. Take a photo from your window or while you are out on your daily exercise and print it out. 	<p>Reading</p> <p>Read a chapter from your favourite book and answer the following questions:</p> <ol style="list-style-type: none"> 1. Who are the main characters? 2. What genre is the book and how do you know? 3. Is this story similar to one you have read before? 4. What do you predict will happen in the next chapter? What makes you think this? 	<p>Geography</p> <p>Consider the harmful effects of plastic waste on our oceans.</p> <p>Can you help your family minimise the amount of plastic going to landfill by recycling?</p> <p>You could sort out your waste and put it into the correct recycling bin or use the plastic to create something like a piece of art.</p>
<p>Science discussions</p> <p>Explore the existence of the Sun, the Moon and the Stars.</p> <p>In the morning, look at the position and size of the Sun. At night, look at the position and size of the Moon. Are the Stars visible? Does the size and position change every day? Why do the Sun and the Moon look the same size in the sky? Do you see the Stars every night? Can you identify any star constellations?</p>	<p>Word game</p> <p>Categories:</p> <p>Simply draw a grid on a piece of paper. Then write some categories (e.g. Plants, cars, names, sports etc.) down one side of the grid. Then, write alphabetical letters across the top of the grid. The aim is to try to think up a word for each letter and category. The person with the most words wins!</p> 	<p>Perspective</p> <p>Things I miss the most!</p> <p>Take some time to think about the things we take for granted that we miss the most right now. Create a scrapbook page or capture your ideas in a drawing or simply a list. When things return to normal you can use the list to appreciate the things we take for granted everyday.</p>	<p>Internet safety</p> <p>Draw around your foot (to represent your digital footprint).</p> <p>Talk about the types of information you share through the activities you do online. What is safe to share? What is unsafe? Decorate the foot with words and pictures that represent the information you share on websites, apps or games.</p>	<p>Art from nature</p> <p>Land Art:</p> <p>In your garden or from your essential journey, collect a variety of natural resources such as: leaves, twigs, stones, seeds. With these materials your task is to create a piece of land art. Use the land as a canvas and the materials to develop your art.</p> 		<p>Science</p> <p>Create a bubble snake</p> <p>Take a look at these links and see if you can use upcycled materials to make a bubble snake.</p> <p>https://www.youtube.com/watch?v=n_d7kFfykjc</p> <p>https://www.youtube.com/watch?v=PanOq-cIdac</p> <p>You can use old, clean socks instead of cloth and washing up liquid if you don't have bubble solution.</p> <p>Can you challenge people in your family to see who can make the longest snake?</p> <p>Does blowing faster or slower make a difference to your bubble snake?</p> <p>Can you find out the science behind it?</p>	

Upper Key Stage 2- Easter Holidays Activities - Week 1- Activities involving technology

<u>History</u>	<u>Spanish</u>	<u>PE</u>	<u>Geography</u>	<u>Music</u>	<u>Science</u>	<u>RE</u>
<p>Watch Mr B's Youtube lesson on WW2. Make some notes about anything new you have learnt and listen out for things you remember from our topic Behind Enemy Lines.</p> <p>https://www.youtube.com/watch?v=JC20DUyLmA</p>	<p>Have you checked out Duolingo yet? You will need to set up a free online account online to do this. Or try any of the websites below;</p> <p>https://www.123teachme.com/</p> <p>https://www.spanish-games.net/</p>	<p>Have you checked out PE with Joe Wickes on YouTube or Go Noodle? What about Cosmic Kids Yoga on YouTube?</p> <p>There is lots you can do to keep active during lockdown.</p>	<p>Can you use Digimaps (SK145PL and jarves84) to locate the places in the world you would want to visit when we can travel again?</p> <p>Can you use this information to create yourself a 'Bucket list' of all the places you would like to visit in your lifetime?</p> <p>https://digimap.edina.ac.uk/</p>	<p>Gustav Holst was a British composer best known for his orchestral suite 'The Planets'.</p> <p>A suite is a group of individual pieces. There are seven pieces in 'The Planets' and 'Mars, the bringer of war' is the first one.</p> <p>Listen to the music and create a piece of art based on what you hear. You can find more about the music here:</p> <p>https://www.bbc.co.uk/programmes/articles/14ZjT5yjnKQRdKVsqRLzk1x/mars-from-the-planets-by-gustav-holst</p>	<p>Use the BBC Bitesize website to research The Circulatory System further.</p> <p>Can you use purple mash to create an information leaflet for a younger child to explain The Circulatory System?</p> <p>https://www.bbc.co.uk/bitesize/guides/zhnk7ty/revision/1</p>	<p>Easter is celebrated by Christians in many places around the world.</p> <p>Use the internet to discover how different countries celebrate the religious festival of Easter.</p>



How to make your own bird feeder



What you need:

- dry ingredients
 - bird seed
 - dried fruit
 - cooked rice
 - breadcrumbs
 - grated cheese
 - chopped nuts

- hard cooking fat (lard or suet)

- a pine cone, coconut shell or yoghurt pot



Use an old yoghurt pot for this, and always recycle after it's been used

- string



1 Mix all the dry ingredients together in a bowl



2 Add the fat and give it a good mix around

3 Choose your feeder



plaster all over a pine cone



put it round the inside of a coconut shell



press into a yoghurt pot


You can hang this upside down like a bell or turn it out like a cake

4 Hang your feeders with string (you may need to make holes and tie the string in before adding the mix)




If you need to melt the fat, ask an adult to help

Hang your feeder where you can watch birds without disturbing them



30 Day LEGO Challenge

Follow the instructions for each day. The only rule is to have fun and use your imagination!

Day 1		Day 2		Day 3		Day 4	
You were hired by an amusement park to create a new roller coaster.		NASA needs you to build a new rocket.		Your parents want to build a new home and they want you to build it.		Hollywood hires you to build a movie set for a new Star Wars movie.	
Day 5	Day 6	Day 7	Day 8	Day 9	Day 10	Day 11	
You enter a contest to build the world's tallest tower. Will you win?	You are stuck on Mars and need to build a new ship to get home.	Ford hires you to create the toughest pick up truck in the world.	You and 4 friends are stranded on an island. Build a boat to find a way home.	Captain Hook needs a new pirate ship and wants you to build it.	You and your friends decide to build a tree house.	Prince Charming hires you to build a castle for him & Cinderella.	
Day 12	Day 13	Day 14	Day 15	Day 16	Day 17	Day 18	
Dr. Who hires you to build a new TARDIS.	You are asked by the President to build a new monument to George Washington.	Mr. Hilton hires you to build a new hotel.	There is a circus in town. Build a place for the performance.	Help your fellow pioneers build a wagon to make it across the country.	Build the fastest car around and join the big car race.	Do you wanna build a snowman? Get in the winter mood and build a snow scene.	
Day 19	Day 20	Day 21	Day 22	Day 23	Day 24	Day 25	
The city wants you to build a bridge to connect one side of the town to the other.	Pizza party! It is up to you to make a pizza for all the guests.	You are hired to build a brand new hospital.	The fence is broke and the dog keeps escaping. Build one he can't get out of.	You are now in medieval times. You are commissioned to build a jousting arena.	The local bank keeps getting robbed. Build a safe no one can crack.	Design and build your dream bedroom.	
Day 26	Day 27	Day 28	Day 29	Day 30			What was your favorite day?
You are elected ruler. Build a flag for your land.	Allens are invading and you need to build a war robot to defeat them.	The allens have taken over. They are impressed by your robot. They want you build one for them.	You are hired to build a house entirely out of yellow Legos.	There is blizzard. You will need to build a snowmobile			