


Number Activity Pack



EYFS home learning


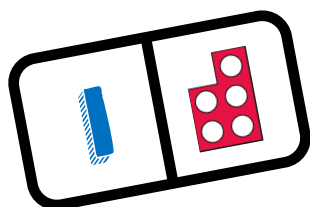


Counting dominoes

Print the game board on A4 or A3 paper.







The bigger the letter!



Cut out the dominoes at the same scale as the game board.








Match the dominoes to complete the loop.


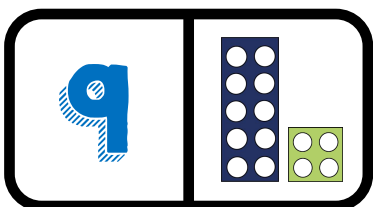
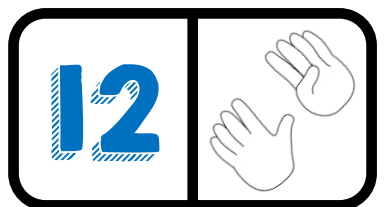
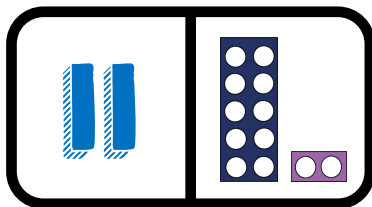

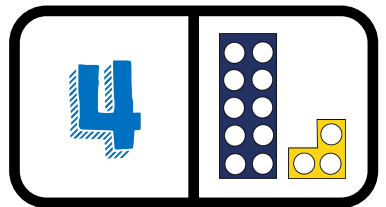

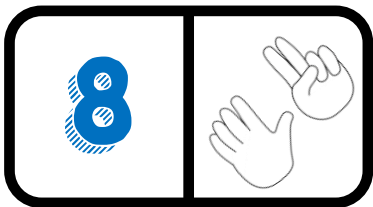
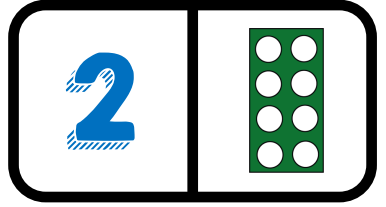

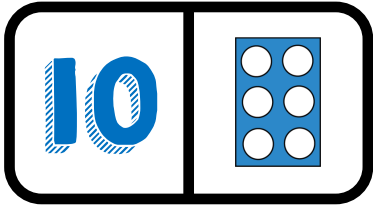
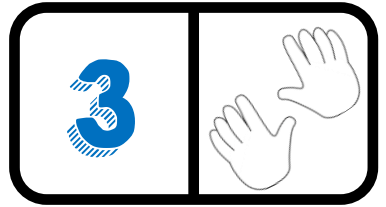

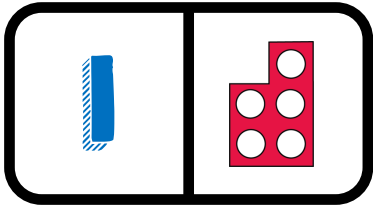




PUZZLES


Palau





Palau

PUZZLES



9	
---	--

14	
----	--



1	
---	--



	12
--	----



5	
---	--

11	
----	--

3	
---	--

	13
--	----

10	
----	--



	14
--	----

	7
--	---

	8
--	---

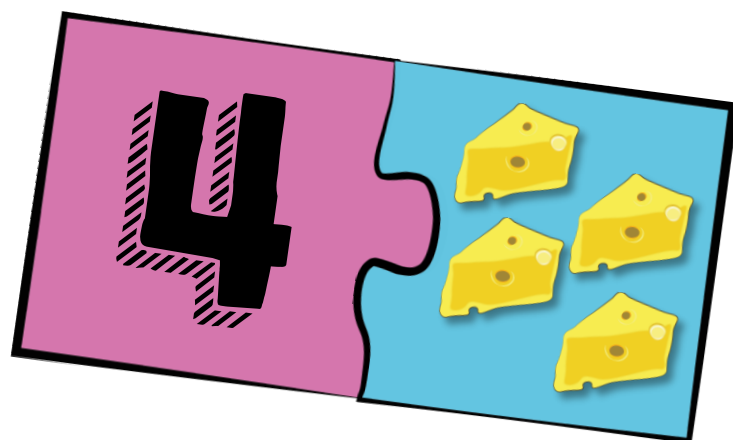
2	
---	--

	9
--	---

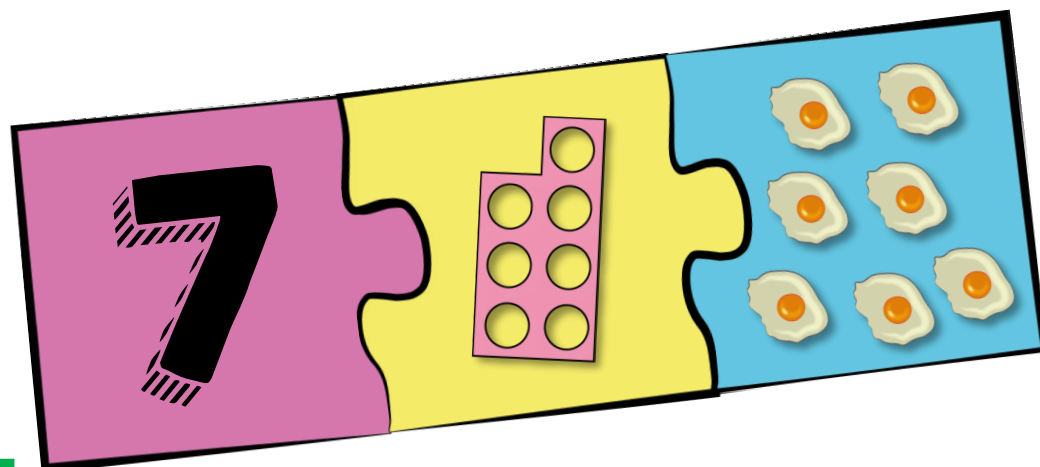
Counting jigsaw









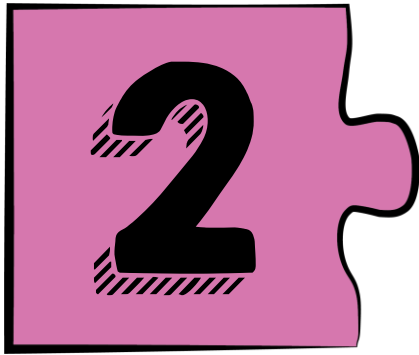



1-12












*Cut and stick
or laminate
and reuse*


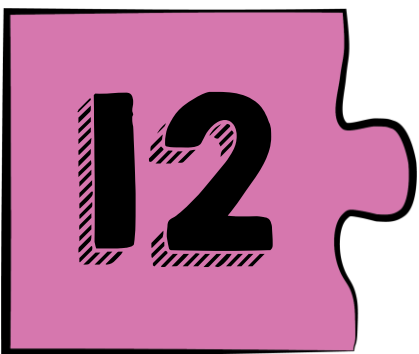

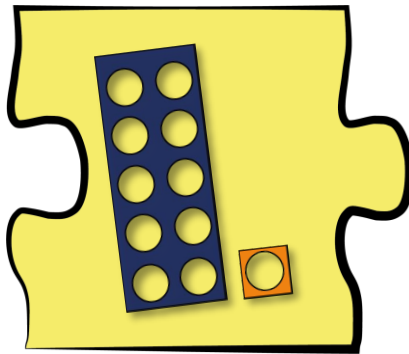



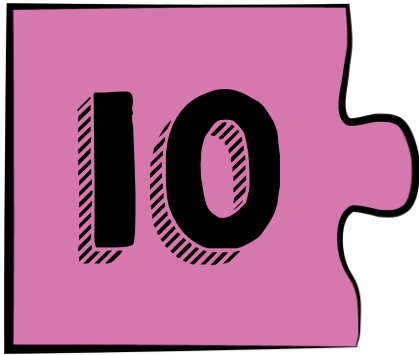




*Make 2 or 3
piece jigsaws*









How many dino eggs?



Activity 1



5











3

6

1

2


7



3	5	8	9
1	6	4	2



How many acorns?



3



1

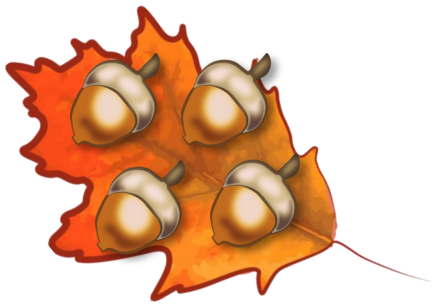


5




2

How many acorns?



2



6



4



7

How many acorns?




Colour the correct amount


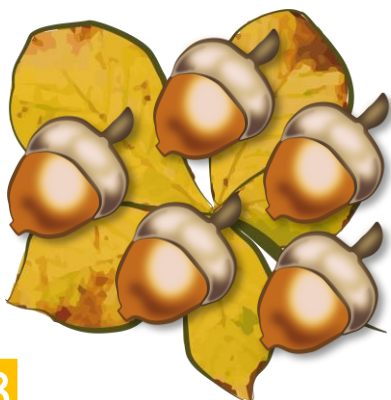


- 3
- 5
- 2

- 6
- 8
- 4



- 7
- 3
- 5



How many acorns?




Colour the correct amount




- 3
- 1
- 2


- 8
- 9
- 5





- 6
- 4
- 5



How many acorns?



Cut out the acorns and add the correct amount to each leaf.



How many acorns?




Put 7 acorns
on the leaf




Put 6 acorns
on the leaf



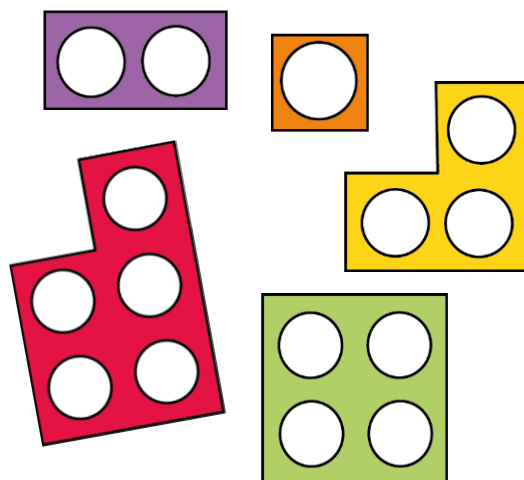
Put 4 acorns
on the leaf



Put 3 acorns
on the leaf



Numicon Addition



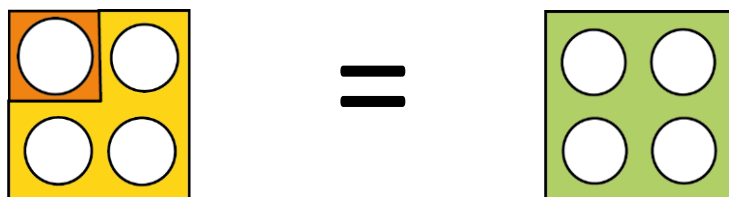
If you don't have your own numicon set cut out the numicon shapes on the following page






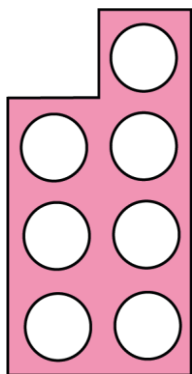


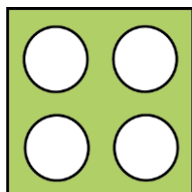
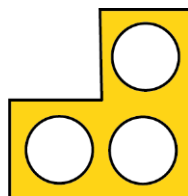
Example



Put the '1' and '3' numicon pieces together

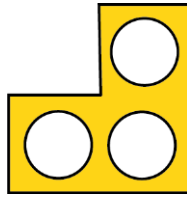
Count the new total and compare to the '4' numicon shape.









+



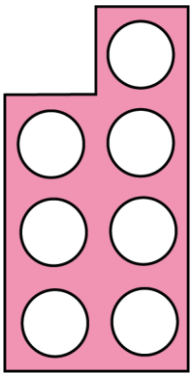
=



+



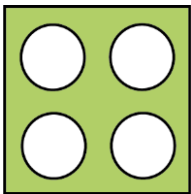
=




+



=




+




=



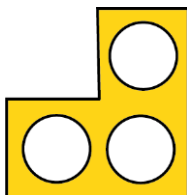
+




=



+



=




+



=




+



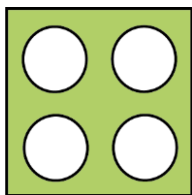
=




+




=



+



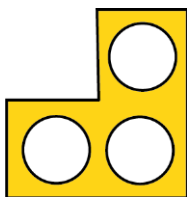
=




+



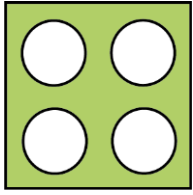
=




+




=



+




=




+




=



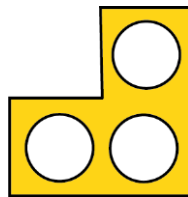
+



=

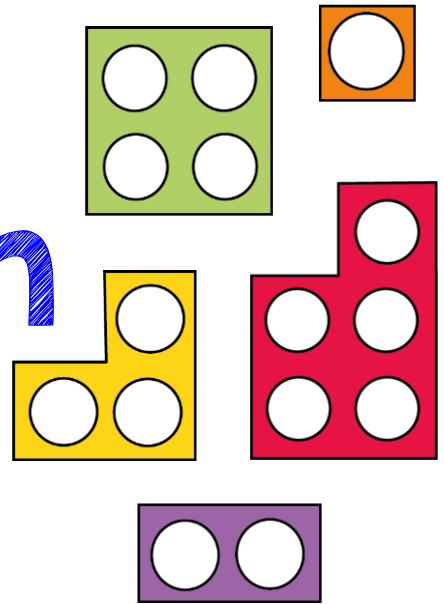


+



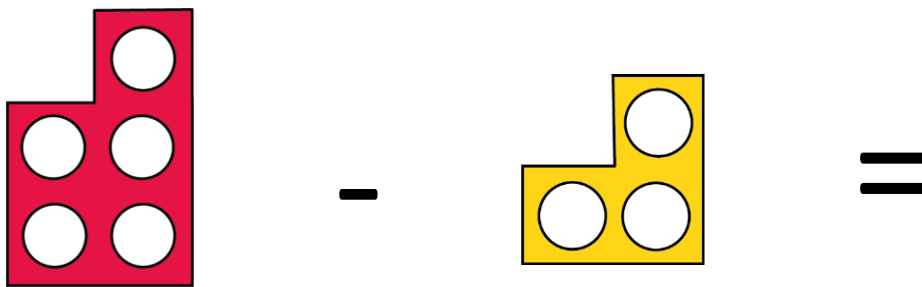
=

Numicon Subtraction



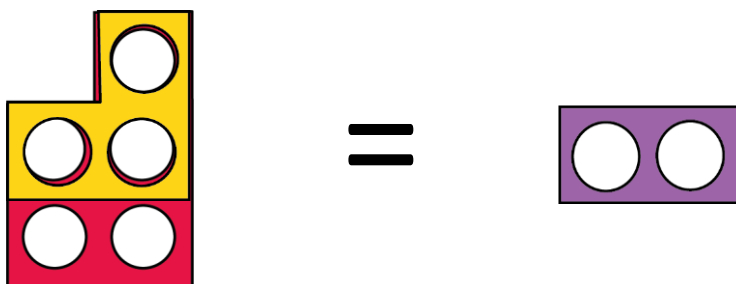
If you don't have your own numicon set cut out the numicon shapes (page 15)


Example



Place the yellow '3' numicon on top of the red '5'.

Count the remaining red circles

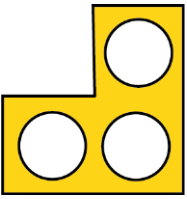




-




=




-




=



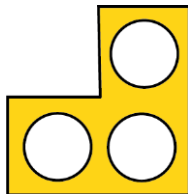
-




=



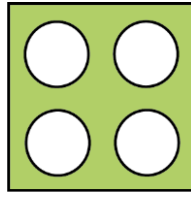
-



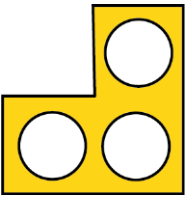
=




-




=




-




=



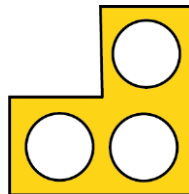
-




=



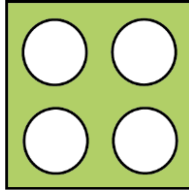
-




=



-




=



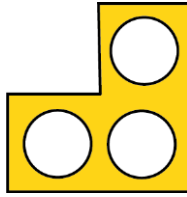
-




=




-




=



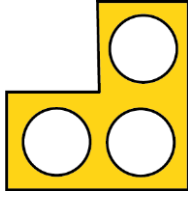
-



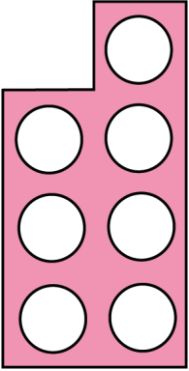
=




-




=




-




=



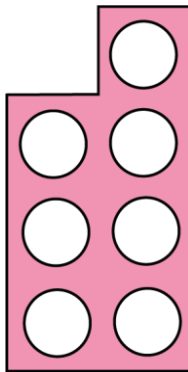
-



=



-



=

One more spot



Activity 1

How many spots does the ladybird have?




_____ spots

Add one more spot to the ladybird.
How many spots does the ladybird have now?



_____ spots

Draw a line to connect the ladybirds




One more spot



Activity 2

How many spots?



Add one more



How many spots?



Add one more



How many spots?



Add one more



6

2


4

3


5

7


How many spots?




Add one more




How many spots?




Add one more




How many spots?




Add one more



How many spots?



Add one more



3	5	8	9
7	8	4	6



How many spots?



_____ spots

Can you draw my spots?



_____ spots

How many spots?



_____ spots

Can you draw my spots?



_____ spots

How many spots?



_____ spots

Can you draw my spots?



_____ spots

How many spots?



_____ spots

Can you draw my spots?

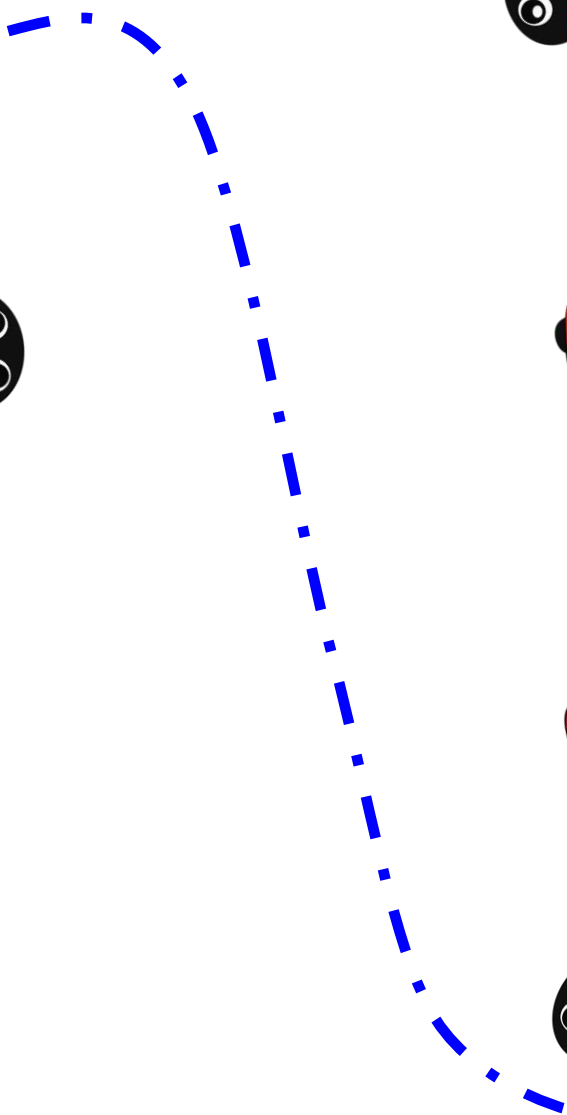



_____ spots

One more spot

Activity 2

We have one more spot



One more spot

Activity 3

We have one more spot

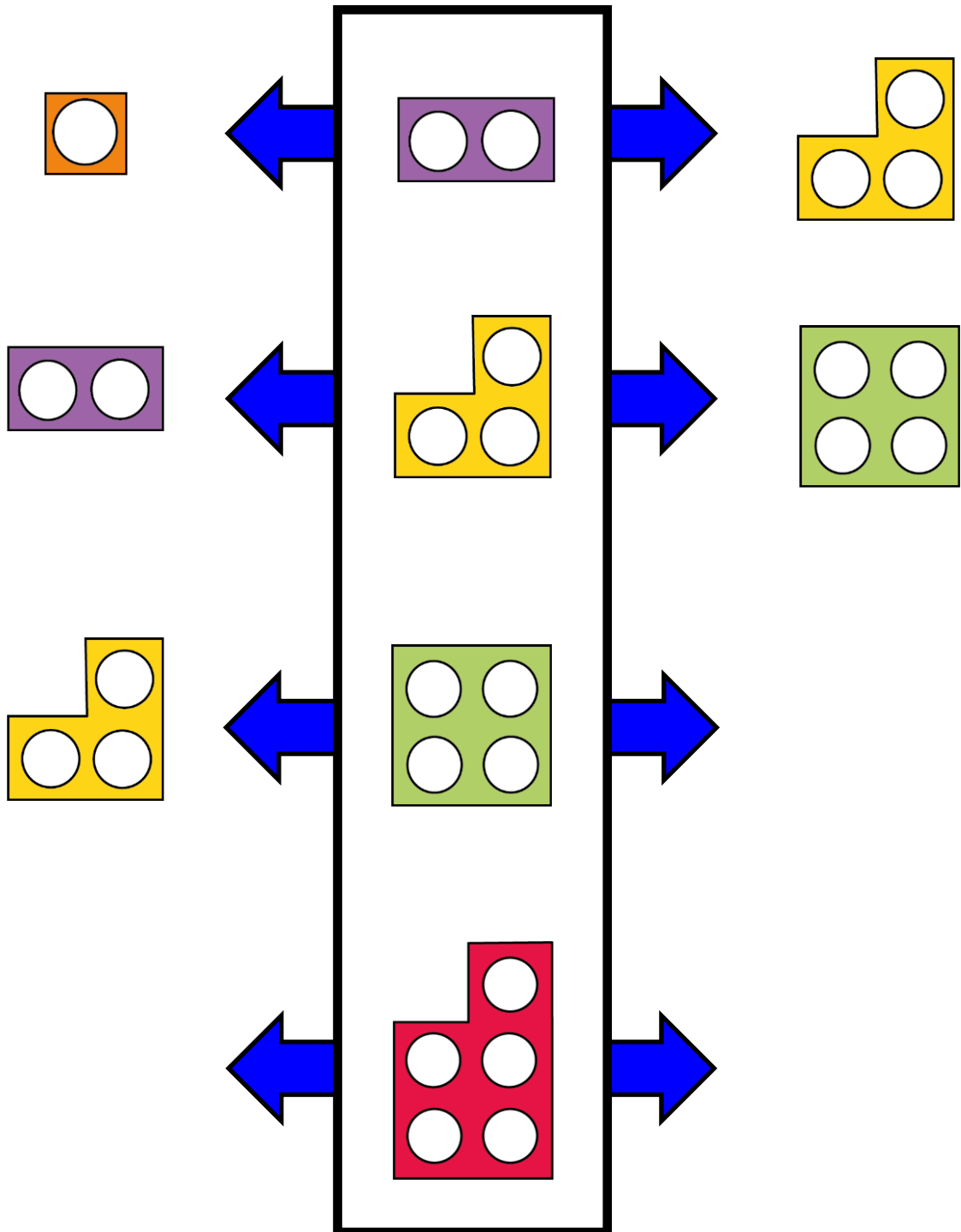


One more

One less

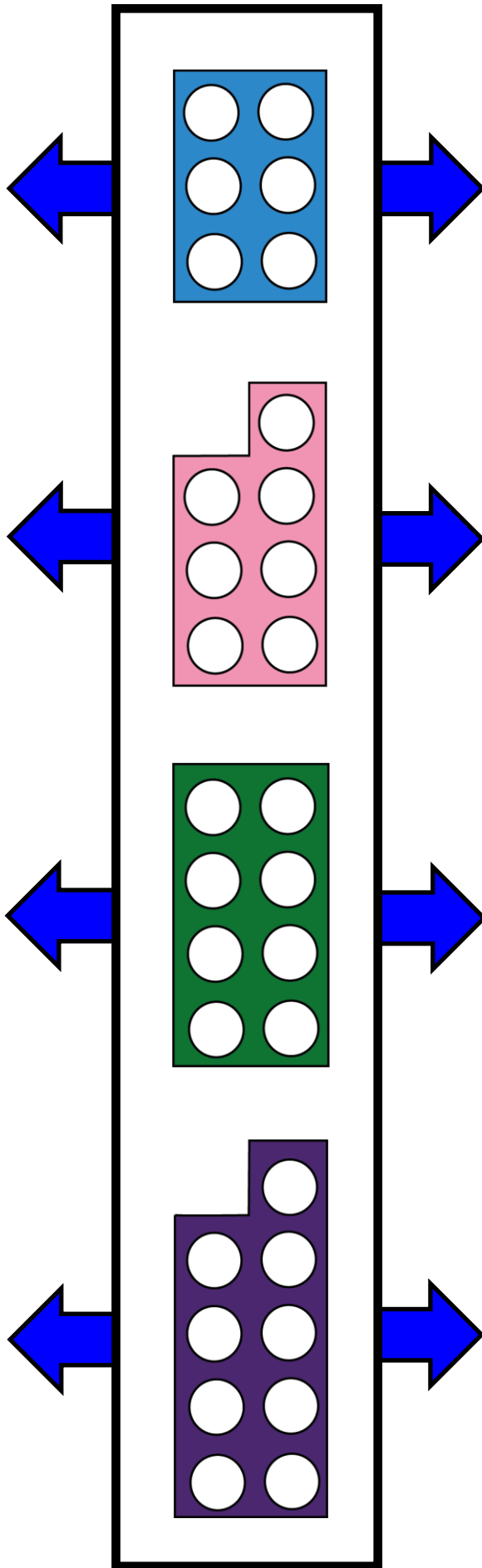
One less

One more



One less

One more



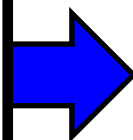

One more

One less

One less

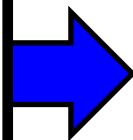


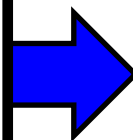
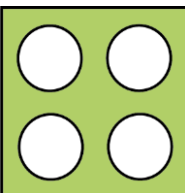

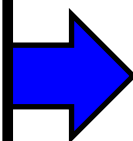
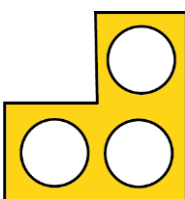

One more

1



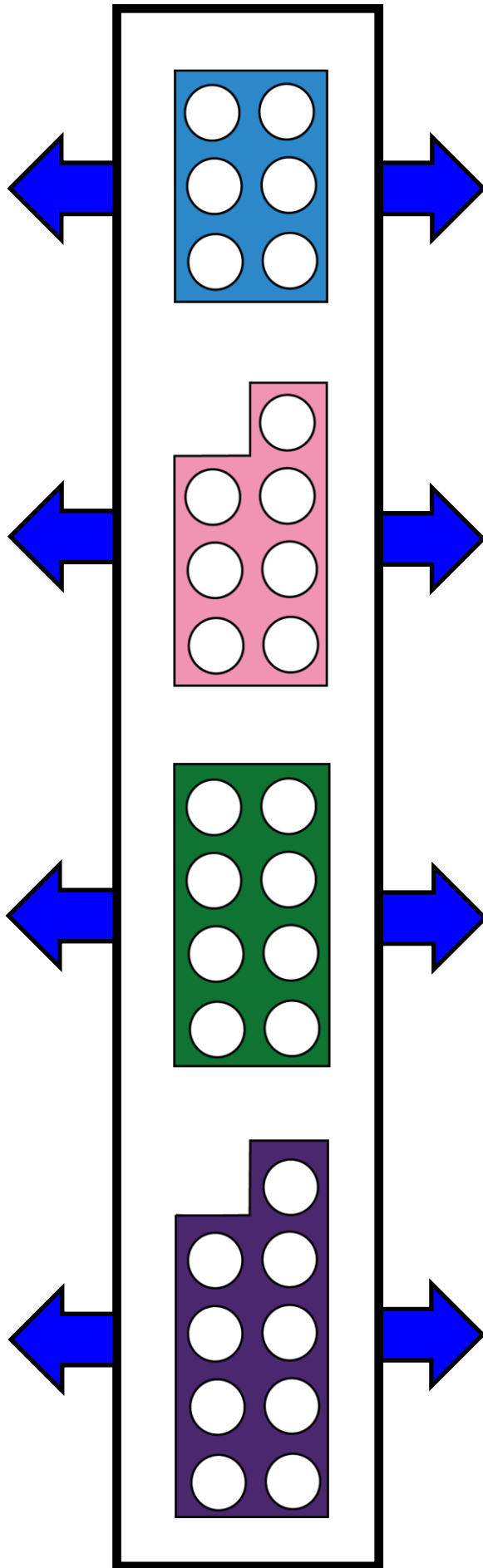
2

2



One less

One more



1

2

3

4

5

6

7

8

9

10


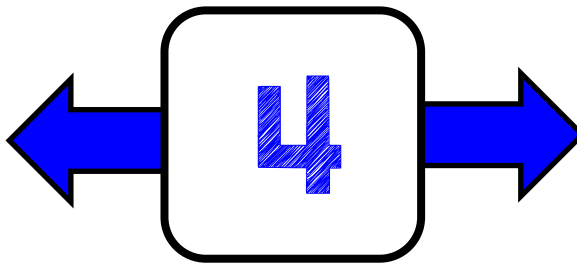


One more

One less

One less





One more

1



One less

One more



1

2

3

4

5

6

7

8

9

10


11

Less or More?



Activity 1

How many dinosaurs can you see?
How many eggs are in the nest?



_____ eggs

_____ dino

One egg has hatched. How many are there now?



_____ eggs

_____ dinos

Complete the sentences below


one more

one less

There is _____ egg in the nest.

There is _____ dinosaur.








Complete the sentence below

one more

one less

There is _____ egg in the nest.




Complete the sentence below

one more

one less

There is _____ dinosaur.



Complete the sentence below

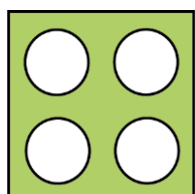
one more

one less

There is _____ egg in the nest.




Make 5



+

=



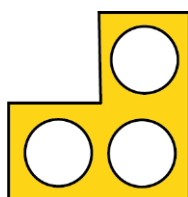
+



=



+




=




+



=




Make 10

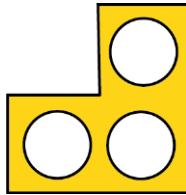


+


=



+





=





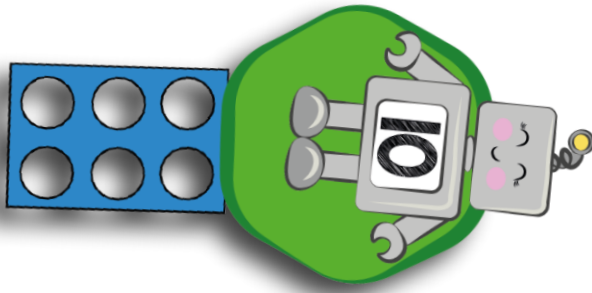


+



=







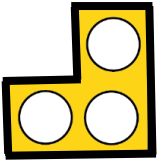
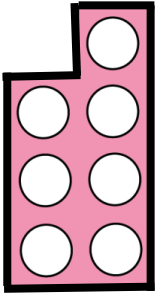

Rex the Robot is stuck. Can you help him? He can only cross a numicon bridge that is made of 10.







Paste the numicon pieces into the correct location. Each bridge should add to 10.







Cut out the
numicon shapes.








Make 5



Make 10





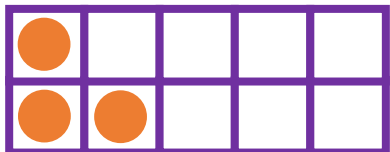
Catching Flies

TEN-FRAMES



Can you fill my webs?


3



1




4




7




5



2




9



6




7




3

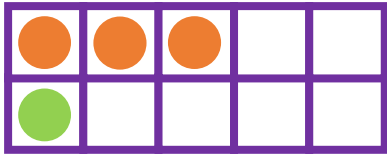


8



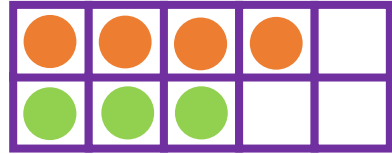

5






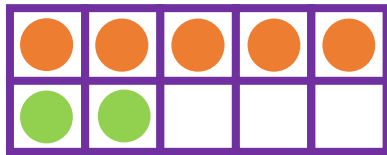
How many flies do I have?

$$3 + 1 = 4$$




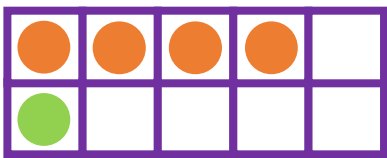
$$2 + 3 = \square$$

$$4 + 3 = \square$$




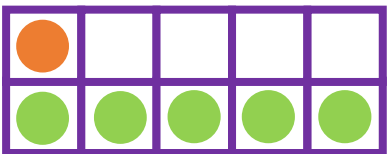
$$5 + 2 = \square$$

$$2 + 4 = \square$$



$$4 + 1 = \square$$

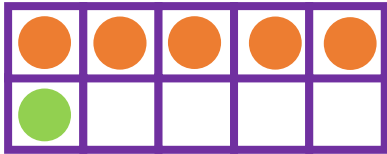
$$3 + 5 = \square$$



$$1 + 5 = \square$$



$$5 + 5 = \square$$

TEN-FRAMES





How many flies do I have?

$$5 + 1 = \square$$





$$4 + 2 = \square$$

$$5 + 2 = \square$$




$$1 + 3 = \square$$

$$4 + 5 = \square$$



$$3 + 5 = \square$$


$$3 + 3 = \square$$




$$2 + 2 = \square$$

$$5 + 3 = \square$$

ADDITION



+




=



+




=




+



=





+



=

ADDITION



+

=





+

=



+


=



+

=

Ordering eggs



2 ○ 4 5 ○ 7 8

○ 5 6 7 8 ○ 10

1 2 3 ○ 5 ○ 7

○ 3 ○ 5 ○ 7 ○










4 5 6 ○ 8 ○ ○








6 2 7 4 10 8 6



4 9 6 9 4 3

Continue the pattern





Sort the shapes

Rectangle

Square

Circle


Triangle

Pentagon



Sort the shapes

I have 6 sides.
I'm a hexagon



Less than
3 sides

3 sides

4 sides

5 sides



Sort the shapes

I have 3 vertices
(corners).




None






4 vertices

5 vertices

6 vertices



I spy



What shapes can you see?
Count the shapes.



3


6

1

4

5

Pictograph





3



5



Colour by number



black



yellow




red



purple



blue




green



EYFS / KSI


Home learning activity pack



Forming letters & beginning sounds



OUR NEW LETTER 'S'
HOME LEARNING EARLY LITERACY PACK
[CLICK HERE TO VIEW](#)



PSHE 2020



Email: info@ecpublishing.co.uk


Website: www.ecpublishing.co.uk

TOP TES PSHE + CITIZENSHIP PROVIDER, WITH 2 MILLION FREE DOWNLOADS SO FAR.


Check out our website, for free resources



English




Secondary PSHE



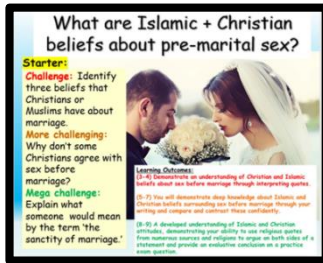
History



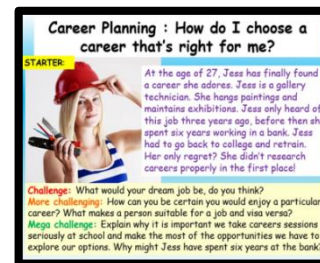
Primary PSHE



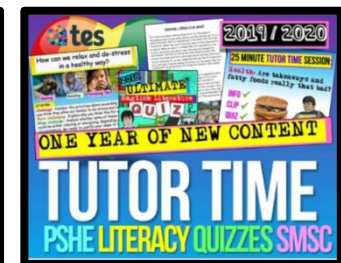
Citizenship



RE



Careers



Tutor time

Follow us on twitter: [@ec_publishing](https://twitter.com/ec_publishing) or [facebook](https://www.facebook.com/ecpublishing)

Thanks for choosing EC Resources
©EC Publishing Ltd 2019
©Lead Practitioner English 2019

