


ai u
ck igh r

Colour me
and my
friends in!



Your super fun Phase 3 Work Book

Name:.....

ee oi oo







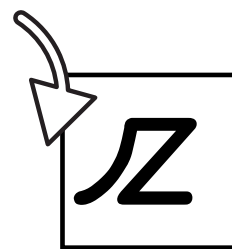


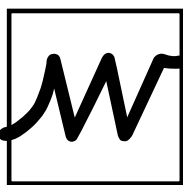


☀ Initial Sound Match (j v w x y z)



You will need: 6 different coloured pencils

- Look at the picture and say what it is. Draw a line to match it with the sound that you hear at the start or end of the word.

Use your chosen colours to colour in these boxes.



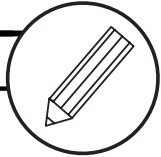
Focus phoneme: j

j

Read the sound.

Can you think of any words that **start** with the sound?

Now have a go at writing it.



j j


j j

Read the words below and draw a picture for each.

jam

jump

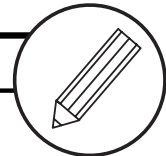
Focus phoneme: v



Read the sound.

Can you think of any words that **start** with the sound?

Now have a go at writing it.



Read the words below and draw a picture for each.

van

vet



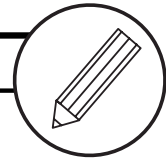
☀ Focus phoneme: w



Read the sound.

Can you think of any words that **start** with the sound?

Now have a go at writing it.



w *w*

w *w*


Read the words below and draw a picture for each.

wet

wig



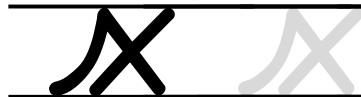
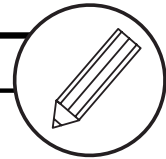
Focus phoneme: x



Read the sound.

Can you think of any words that **start** with the sound?

Now have a go at writing it.



Read the words below and draw a picture for each.

mix

box



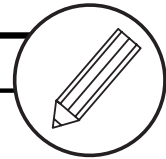
Focus phoneme: y

y

Read the sound.

Can you think of any words that **start** with the sound?

Now have a go at writing it.



y y

y y


Read the words below and draw a picture for each.

yuck

yell



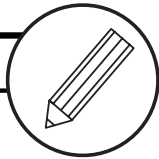
☀ Focus phoneme: z



Read the sound.

Can you think of any words that **start** with the sound?

Now have a go at writing it.




Read the words below and draw a picture for each.

zip

zigzag

☀ Focus phoneme: zz

Do you remember learning about the double letters, or digraphs ff ll ss



There are two letters but because they are the same, they only make one sound. This is the same for this digraph: zz

Can you say the sound?

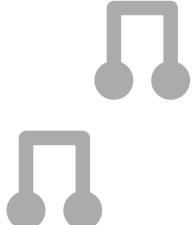


Read these words and underline the digraph 'zz' in each one. Where does it appear in each word - is it the beginning, middle or end?



buzz

firm



jazzy

fuzzy

Now have a go at writing it.

zz zz (faded) zz (faded)

zz zz (faded) zz (faded)




All about qu!

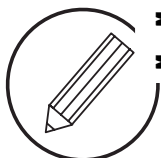
q u

The sound 'qu' is made of two letters. These letters are best friends and always need to be together to make the sound! Did you know that the letter 'q' has no sound? It has a name – the one you hear in the alphabet, but no sound! To make a sound, the letter 'q' has to stand next to its best friend 'u'.

Have a look at these pictures – can you work out which sound it makes?



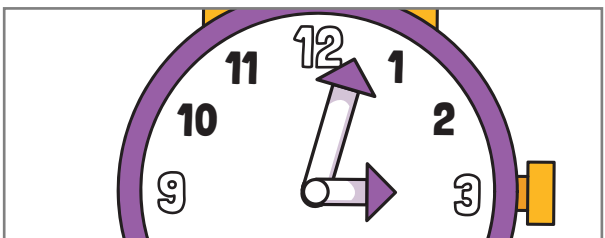
Now use the 'qu' sound to fill in the blanks.
Can you sound out and blend the words to read them?



Question:
<input checked="" type="checkbox"/> Answer 1 <input type="checkbox"/> Answer 2 <input type="checkbox"/> Answer 3

___ack


___iz



___ick

___ilt

☀ Word and picture match







Read the word and find the correct picture to stick underneath.

jump

vet

cobweb

fix







yack


zebra

fizz

liquid



MrsMactivity.co.uk





Yes or no?



Read each question and answer yes or no! Put a **tick** next to the question when you answer 'yes' and a **cross** when you answer 'no'.



Can a duck quack?

Is a zebra a pet?

Is a lemon red?

Can a fox get wet?


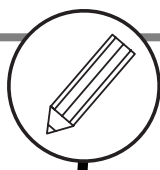
Will a box fit in a van?

☀ All about ch and sh


ch
sh

Look at these new sounds. How many letters does each sound have? Say each sound. **Can you think of any words that start or end with these sounds?**

Circle each sound you can hear in the picture.




ch
sh




ch
sh




ch
sh




ch
sh




ch
sh



ch
sh



ch
sh




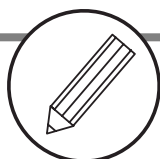
ch
sh

☀ All about th and ng

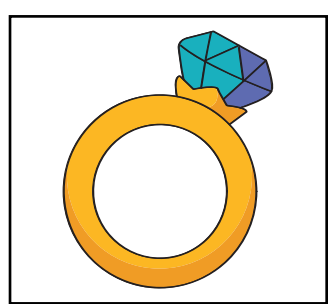
th
ng

Look at these new sounds. How many letters does each sound have? Say each sound. **Can you think of any words that start or end with these sounds?**

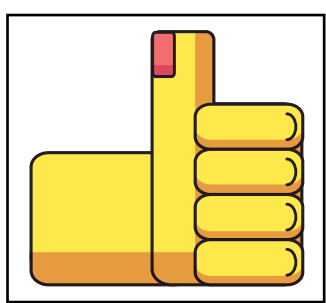
Circle each sound you can hear in the picture.



th
ng




th
ng




th
ng




th
ng




th
ng



th
ng




th
ng



th
ng

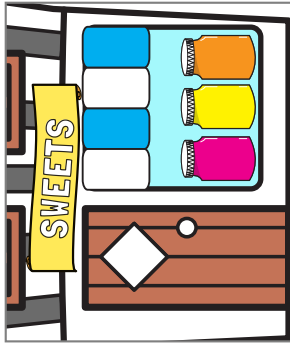


☀ Missing Sounds




- Fill in the blanks with the digraphs and then read the word.


sh




__op



fi__




__ell




wi__


ch



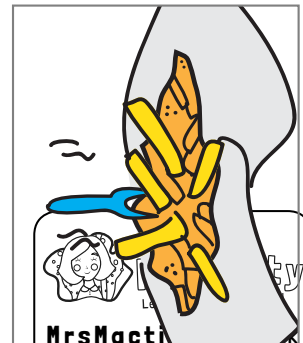
ri__



__ick



mu__



__ips



☀ Missing Sounds



• Fill in the blanks with the digraphs and then read the word.

th

Notice that the 'th' digraph can make a short sound and a long sound.

— i c k

p a —

w i —

— i s

ng

Fill in the blanks with the 'ng' digraph and then read the word. Where does the 'ng' digraph appear in these words?

k i —

s a —

s t r a —

r u —




☀ Tricky words 'he' and 'she'

he

she

- Look at these tricky words: he she
- Say each one. Remember you can't sound them out, so you just have to remember them.
- Put a line under the tricky words 'he' and 'she' in these sentences:

She sat in the tent.



Draw a picture to show what is happening in each sentence.

I think he is sad.



Tricky words 'we', 'me' and 'be'

we

me

be

- Look at these tricky words: 'we', 'me' and 'be'.
- Say each one. Remember you can't sound them out, so you just have to remember them.
- Put a line under the tricky words 'we', 'me' and 'be' in these sentences:

We went up to the top of the hill.

Draw a picture to show what is happening in each sentence.

She had a quick chat with me.

A moth can be fat,
but its wings are thin.

Handwriting Practice

<i>ai</i>	<i>ee</i>	<i>igh</i>	<i>oa</i>
-----------	-----------	------------	-----------

ai

ai

ee

ee

igh

igh

oa

oa






Sound Match (ai ee igh oa)



- Look at the picture and say what it is.
- Draw a line from each picture to match it with the sound you can hear in the **middle** of the word.

ai

ee



3



igh


oa





Sound Match (ai ee igh oa)

Now write the correct word under each picture.

ai ee igh oa



















☀ Writing Captions

• Look at these pictures and write a caption beside it.



.....


.....



MrsMactivity.co.uk

.....

.....




Answers:
1. A goat on a boat.
2. It is raining.



Handwriting Practice

oo	ar	or	ur
----	----	----	----



oo

oo

ar

ar

or

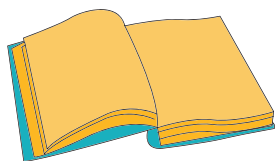
or

ur

ur




'oo' Sounds



book

short sound



moon

long sound

- The oo digraph has two different sounds – a short sound, like in the word 'book' and a long sound, like in the word 'moon'.
- Read these words and decide whether they use the short or the long sound. If you aren't sure, you can try saying the word with both sounds and see which sounds right.

If the word uses the short sound, colour it **red**. If the word uses the long sound, colour it **blue**.

food

mood

took

boot

look

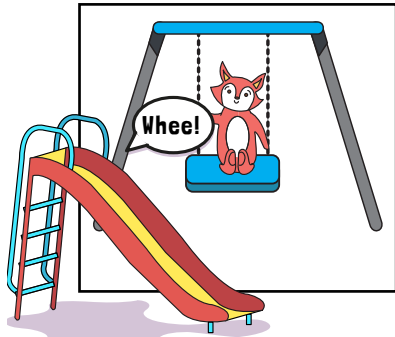

roof

shook

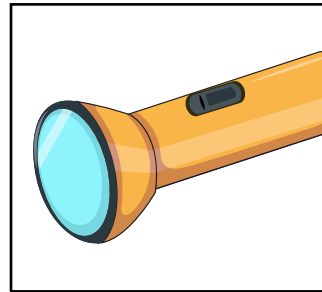
☀ Is it 'ar', 'ur' or 'or'?

ar or
ur


Circle the correct sound and then write the word underneath the picture.



ar
ur
or




ar
ur
or




ar
ur
or



ar
ur
or



ar
ur
or



ar
ur
or

Tricky Words Puzzle

she was
me be go
my you

Read each of these tricky words out loud. Then match them to the word shapes below and fill in the boxes to spell the word.

Tip: Count the letters and look for the tall and long letters to help you!

--	--

--	--	--

Now read these tricky word sentences:

She was the best at swimming.

Go to my desk.



Alphabet

Letters have **names** as well as **sounds**. The names of the letters are the same as we hear in the alphabet.



Point to each letter and say its name.
Can you sing the alphabet song?



a b c d e f

g h i j k l m

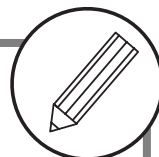
n o p q r s t

u v w x y z

Think about your name and the names of the people in your family. Which letter does each name start with? Find them on the alphabet above and put a circle around them.



Write your name:



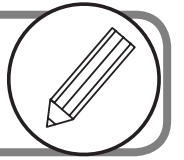
.....




Can you say the name of each letter?

☀ Alphabet Caterpillars!


Can you fill in the missing letters in the alphabet?



a [] [] [] [] [] f




g [] [] [] [] l



m [] [] [] [] r



s [] [] [] [] x



[] z



ow	oi	ear	air
----	----	-----	-----

ow

ow

oi

oi

ear

ear

air

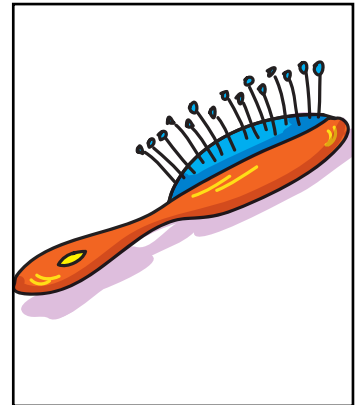



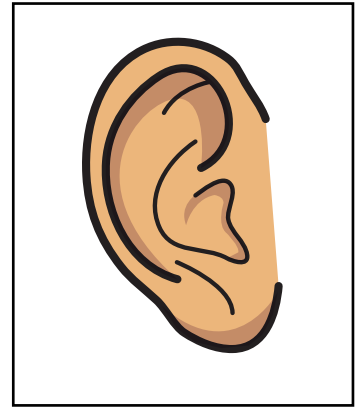


air

☀ Sound Match (ow oi ear air)

- Look at the picture and say what it is.
- Draw a line to match it with the sound that you hear in each word.

ow

oi





ear

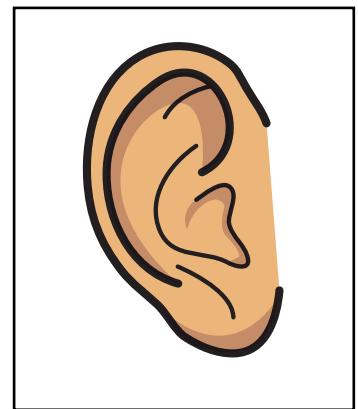


air

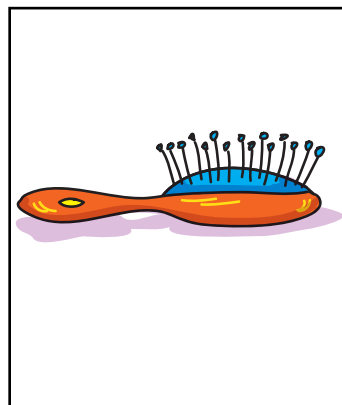

☀ Sound Match (ow oi ear air)

• Now write the correct word under each picture.

ow oi ear air











☀ Writing Captions

• Look at these pictures and write a caption beside it.




.....
.....



MrsMactivity.co.uk

.....
.....



Answers:
1. My hair is long.
2. A cow in a crown.

Tricky Words Puzzle

he no the to
they her all are

Read each of these tricky words out loud. Then match them to the word shapes below and fill in the boxes to spell the word.

Tip: Count the letters and look for the tall and long letters to help you!

Word shape 1: A tall box followed by two short boxes.

Word shape 2: Two tall boxes followed by two short boxes.

Word shape 3: Two short boxes.

Word shape 4: Three short boxes.

Word shape 5: Two tall boxes followed by two short boxes.

Word shape 6: A tall box followed by a short box.

Word shape 7: Two short boxes followed by a tall box.

Word shape 8: A tall box followed by a short box.

Word shape 9: A tall box followed by two short boxes.

Now read these tricky word sentences:



They all brush her hair.


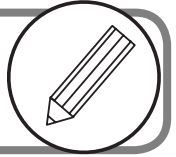
He is my dad.

We are best pals.





Alphabet Maze!

Can you fill in the missing letters in the alphabet?



a		c			
d	e				
	h	i			
j			m		o
	q	r		t	u
v	w		y		



☀ Handwriting Practice

ure er

ure ure

ure ure

er er

er er



Now fill in the gaps and read the words



p _____

c _____

sec _____

h a m m _____

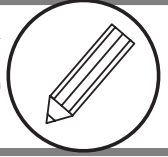
s u m m _____

l e t t _____



Read and Draw!

• Read the captions and draw a picture.



*Manure is
cow poo!*



*We are
eating
pasta for
dinner.*






Yes or no?



Read each question and answer yes or no! Put a **tick** next to the question when you answer 'yes' and a **cross** when you answer 'no'.




Can a chicken sit on a chair?




Can a coach zoom into the air?

Are the teeth of sharks sharp?



Are fingers as long as arms?


Is it dark at night?



Is a thick book thin?

Will a ship sail on a road?

Will six cows fit in a car?

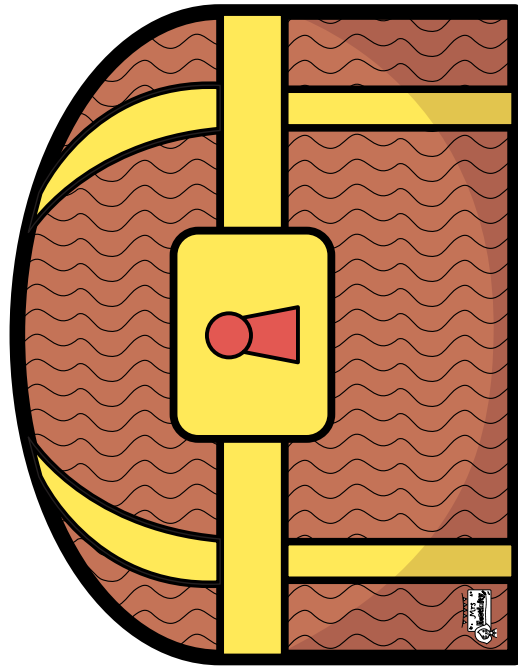




Buried Treasure!



- Cut out the words at the bottom of the page.
- Read each one and decide whether it is a real word, or a nonsense word.
- Stick the real words onto the treasure chest and the nonsense words onto the bin.



march north orchard sheet

singer lightning thicker


wait boot moan shumper

chinger hain theet carch

yorm wurt thear gairning




Missing Sounds




- Look at the picture and say what it is.
- Fill in the missing sound to complete the word.
- Now read the word, saying each sound and then blending them together.



s _ _ l




j _ _ p



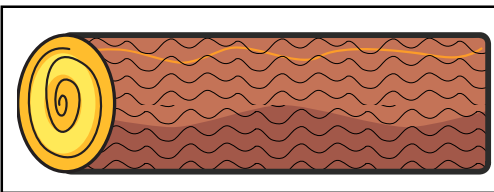
n _ _ _ t




t _ _ d



r _ _ f t o p



w _ _ d




m _ _ k e t


ai ee
igh
oa oo
ar or
ur ow
oi ear
air
ure er




Missing Sounds



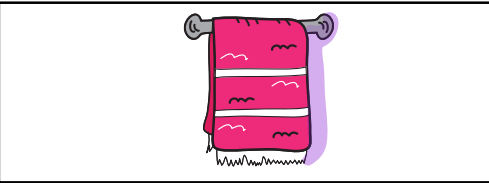
- Look at the picture and say what it is.
- Fill in the missing sound to complete the word.
- Now read the word, saying each sound and then blending them together.



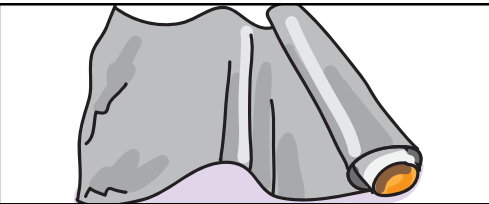
c _ k



t _ n i p



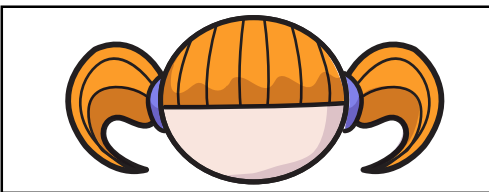
t _ e l



t i n f _ l



b _ d



h _ r

ai ee
igh
oa oo
ar or
ur ow
oi ear
air
ure er