


Literacy

We follow a Power of Reading approach to learning, which places children's literature at the heart of all learning (see separate MTP). Alongside this, we enrich the children's learning experience through further texts linked to their topic theme.

- Choose, share and talk about friendship books with a friend
- Share the *Lion and the Mouse* and think of words to describe the two characters.
- Read the story, *Colin and Lee, Carrot and Pea* and ask the children questions that help them think about the book's message
- Draw a picture of someone who helps them at home and have a go at writing a 'thank you' card
- Match captions to the correct people who help us around school
- Collaborative sand writing



Mathematics

We follow the White Rose Scheme of Learning for maths, which offers clear progression to children's learning (see separate MTP). Alongside this, we enrich the children's learning experience through further mathematical learning experiences linked to the topic theme.

- Practise sharing objects out, one at a time
- Work together to tidy and sort shapes
- Compare children's hand and foot sizes
- Play dominoes and matching/sorting games in pairs
- Work together to make repeating patterns
- Daily 'yes or no' question, counting how many.

Robin Class Topic Map

AUTUMN ONE



Do you want to be friends?

Expressive Arts & Design

- Children explore the different sounds using a gathering drum collaboratively
- Children create salt dough hearts. Children decide who they would like to give their heart to and say why.
- Set up a small world 'people who help us' Tuff Tub.
- Invite the children to join in with the drama game 'Show me!'
- Children have a go at drawing self-portraits using a mirror
- Collage portraits of each other

PSED

- Go for a walk around the school, so the children can meet people who are there to help them.
- Put out a range of jigsaws of different complexities. Display the instruction 'Choose a friend to do a jigsaw.'
- Play a variety of team-building games to encourage positive relationships.
- Talk to the children about everyday jobs that need doing in the classroom. What job would they like to do?



Physical Development

Children will engage with a range of varied 'Finger Gym' activities to encourage fine motor, these will include skills linked to dressing and basic self-care. Further, there will be a high importance placed upon self-hygiene and handwashing throughout the school day.

In PE sessions we use 'Get Set 4 PE'. This half term, children will be introduced to Physical Education and structured movement through the topic of 'fantasy and adventure'. They will spend time learning basic principles of a PE lesson such as finding space, freezing on command, using and sharing equipment and working individually, with a partner and group. They will take part in activities, which will develop fundamental movement skills such as running, jumping, skipping.

Communication and Language

- Read *Lost and Found*. Talk about why friends are important and how children can be good friends. Together, make a 'Good friend checklist'.
- Read *Have You Filled a Bucket Today?* Discuss their thoughts and ideas in response to the story. Encourage the children to share an example of a time they were a 'bucket filler'. Use this to start a class reward system.
- Explain that they are going to help you create a friendship recipe. Display small jars with labelled 'ingredients' such as kindness, understanding, laughter, love and fun for them to choose.
- Play the 'Instructions Game'.
- Show the children a video about people who help us. After watching the video ask the children to recall some of the information.



Understanding the World

As part of this area of learning, we incorporate key festivities and significant occasions as they are met throughout the year.

- Read the stories, *My Mum and Superhero* to stimulate conversations about people who help the children at home.
- Show the children how to take a digital photo of a friend and check to see if they are happy with it. Ask the child to write a label for their picture.
- Arrange a collection of objects related to people who help us in school. Use these items to prompt discussion.
- Explore similarities and differences between the children, including eye and hair colour, height and age. Challenge them to work in pairs and find similarities and differences between them.