










ENGLISH – YEAR 2		
<b>Texts</b> The Gingerbread Man  The Three Little Pigs 	Autumn 1	Autumn 2
	<b>Narrative</b> <b>Non-chronological report</b> <b>Recount</b>	<b>Persuasion</b> <b>Poetry</b> <b>Letters</b>
	<ul style="list-style-type: none"> <li>• Plan and tell a 3-part story based on own experience with a focus on expanded noun phrases to provide detail and specification.</li> <li>• Use information from research to group and assemble information into a short nonchronological report.</li> <li>• Write a simple first-person recount linked to topical or personal experience maintaining past tense and consistent use of first person.</li> <li>• Write a simple persuasive piece based on research, a topic of interest or a fictional book.</li> <li>• Explore adventurous word choices and explain the effect.</li> <li>• Explore free verse, compare and contrast to structured poem.</li> <li>• Write a formal letter to Father Christmas. Show understanding of expanded nouns and punctuate with full stops and question marks.</li> </ul>	
	<b>Greater Depth</b>	<b>Greater Depth</b>




## English Martyrs' Primary School – English Curriculum

<p>The Owl who was afraid of the dark</p>  <p>The Jolly Postman at Christmas</p> 	<p>Revise the way the nouns are expanded eg. Adjectives after the noun, before the noun and use of additional information</p> <p>Expand on the information using subordination, coordination, expanded noun phrases to describe and specify.</p> <p>Write same recount as a third person recount.</p>	<p>Change a simple persuasive piece based on research, a topic of interest or a fictional book into a persuasive letter.</p> <p>To begin to use some adverbs, and a range of sentence openers independently.</p>
---	---	--



ENGLISH – YEAR 2		
<b>Texts</b>  The Bog Baby   The Lighthouse Keepers Lunch   The Hodgeheg 	Spring 1	Spring 2
	<b>Instructions</b> <b>Character/Setting description</b> <b>Narrative</b>	<b>Narrative</b> <b>Explanation</b>
	<ul style="list-style-type: none"> <li>• Write instructions with some expansion about something they know well including imperative verbs and precise language choices, commands and negatives commands.</li> <li>• Write a character/setting description with a focus on expanded noun phrases to provide detail and specification.</li> <li>• Plan and tell a 3-part story based on own experience with a focus on expanded noun phrases to provide detail and specification.</li> <li>• Write a series of extended sentences, organised appropriately for a specific form to explain a process, ensuring relevant items are grouped together and enough details are included.</li> </ul>	
	Greater Depth	Greater Depth
	<p>Extend and clarify instructions using expanded nouns, subordination and co- ordination to specify and add detail.</p> <p>Revise the way the nouns are expanded eg. Adjectives after the noun, before the noun and use of additional information.</p>	<p>Revise the way the nouns are expanded eg. Adjectives after the noun, before the noun and use of additional information.</p> <p>Provide a clear audience for the explanation adding appropriate diagrams/flow charts and vocabulary choices to support the explanation for the specific</p>




ENGLISH – YEAR 2		
<b>Texts</b> Fantastic Mr Fox 	Summer 1	Summer 2
	<b>Narrative</b> <b>Non-chronological report</b> <b>Persuasion</b>	<b>Letter</b> <b>Character/Setting Description</b> <b>Narrative</b>
	<ul style="list-style-type: none"> <li>To plan and write your own four-part story showing the use of a range of sentence types and language to add detail.</li> <li>Use the language and structural features in a specific form eg. Leaflet</li> <li>Write a simple persuasive piece based on research, a topic of interest or a fictional book.</li> <li>Write a formal letter. Show understanding of expanded nouns and punctuate with full stops and question marks.</li> <li>Write a character/setting description with a focus on expanded noun phrases to provide detail and specification.</li> </ul>	
	Greater Depth	Greater Depth



## English Martyrs' Primary School – English Curriculum

### Jack and the Baked Beanstalk



Expand on the language by introducing simple figurative language and more adventurous vocabulary.  
Change the form of the report from a leaflet to a page in a non-fiction book or letter to inform.  
Change a simple persuasive piece based on research, a topic of interest or a fictional book into a persuasive letter.

To begin to use some adverbs, and a range of sentence openers independently.  
Revise the way the nouns are expanded eg. Adjectives after the noun, before the noun and use of additional information.  
Expand on the language by introducing simple figurative language and more adventurous vocabulary.