

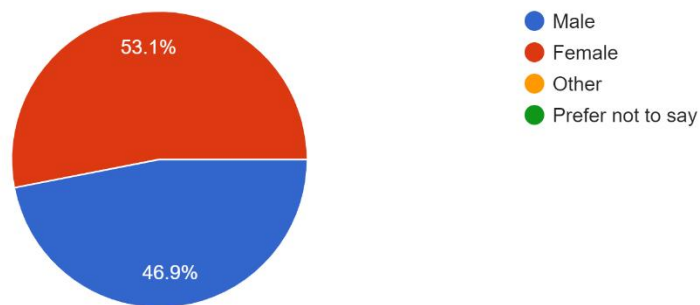
FCAT Diversity Data 2024-25

The below information was provided voluntarily and anonymously.

The ethnicity and religion-based questions reflect the exact responses provided, as options were not given.

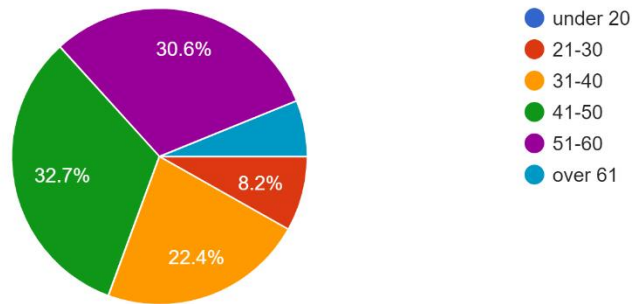
What is your gender?

49 responses



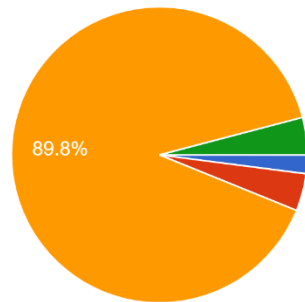
What was your age group on your last birthday?

49 responses



Which of the following best describes your sexual orientation?

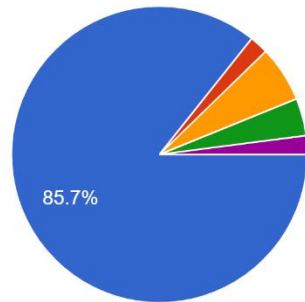
49 responses



- Bisexual
- Gay or lesbian
- Straight/hetosexual
- Prefer not to say

What is your ethnicity?

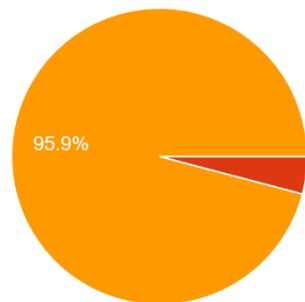
49 responses



- White British
- English
- British
- Indian
- Prefer not to say

Do you consider yourself to have any disabilities or impairments?

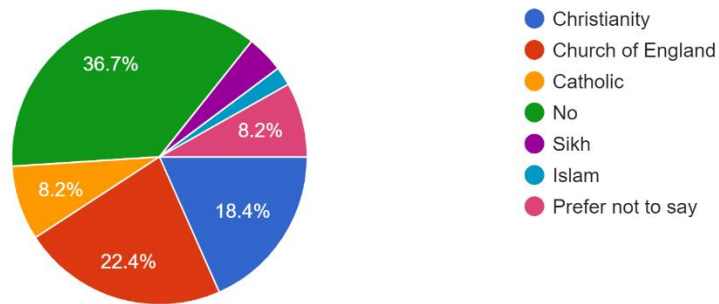
49 responses



- Yes and I require additional support and/or adjustments to fully participate in meetings
- Yes but I require no additional support and/or adjustments to fully participate in meetings
- No
- Prefer not to say

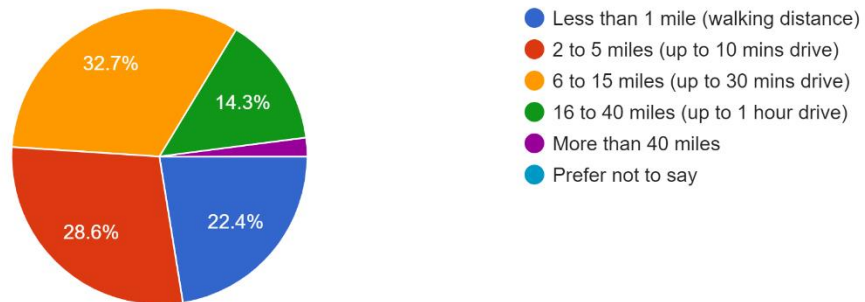
Do you consider yourself to have a religion? If so, which

49 responses



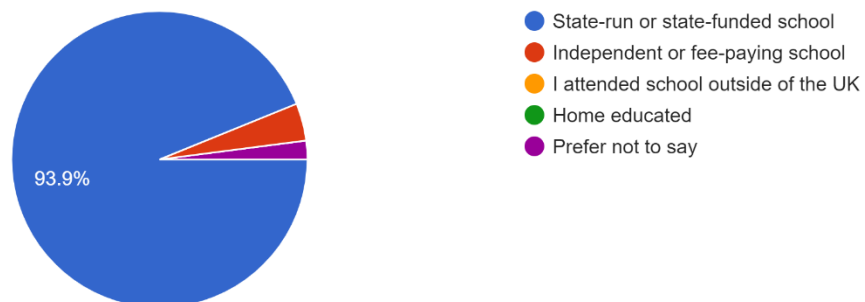
How close do you live to the school/Trust you are supporting?

49 responses



What type of school did you attend between the ages of 11 and 16?

49 responses



Were you eligible for free school meals at any point during your education?

49 responses

