

FCAT

Coronavirus (COVID-19) Implementing protective measures within FCAT

COVID-19 Risk Assessment

Academy	MERSIDE PRIMARY ACADEMY
Activity / Procedure	Managing the risk and rate of transmission of coronavirus (COVID-19) and variants Inc Lockdown, Closure, Roadmap of Reopening, KVV, Students, Staff, Visitors and all Stakeholders. Operational Guidance from 10th May 2021
Assessment date	17th May 2021
Review date	To be reviewed and updated frequently in light of any updates to existing government guidance or any new guidance.

Identified groups at risk	
Employees	YES
Children	YES
Visitors	YES
Contractors	YES

This risk assessment does not supersede any legal obligations relating to health and safety, employment or equalities.

This risk assessment is completed based on the guidance and information available on the 10th May 2021. This Risk assessment will be updated to reflect any changes in published guidance.

[Schools coronavirus \(COVID-19\) operational guidance](#) (Updated 10th May 2021)

[\(COVID-19\) Coronavirus restrictions: what you can and cannot do](#)

(Updated 10th May 2021)

[Face coverings in education guidance](#) (Updated 10th May 2021)

[Protective measures for out-of-school settings during the COVID 19 pandemic](#)

(Updated 10th May 2021)

[SEND and specialist settings - additional operational guidance](#) (Updated 10th May 2021)

[Actions for early years and childcare providers](#) (Updated 10th May 2021)

[Guidance for parents on out-of-school settings during COVID-19](#) (Updated 10th May 2021)

[Performing arts - Working safely during coronavirus \(COVID-19\) - Guidance](#)

(Updated 10th May 2021)

[Mass asymptomatic testing: schools and colleges - GOV.UK](#) (Updated 29th January 2021)

[Guidance on shielding and protecting people who are clinically extremely vulnerable from COVID-19](#)

(Updated 30th April 2021)

[Safe working in education, childcare and children's social care](#) (1st March 2021)

System of controls

This is the set of actions schools must take. They are grouped into 'prevention' and 'response to any infection' and are outlined in more detail within the guidance:

[Schools coronavirus \(COVID-19\) operational guidance](#)

Prevention

You must always:

- 1) Minimise contact with individuals who are required to self-isolate by ensuring they do not attend the school.
- 2) Ensure face coverings are used in recommended circumstances.
- 3) Ensure everyone is advised to clean their hands thoroughly and more often than usual.
- 4) Ensure good respiratory hygiene for everyone by promoting the 'catch it, bin it, kill it' approach.
- 5) Maintain enhanced cleaning, including cleaning frequently touched surfaces often, using standard products such as detergents.
- 6) Consider how to minimise contact across the site and maintain social distancing wherever possible.
- 7) Keep occupied spaces well ventilated.

In specific circumstances:

- 8) Ensure individuals wear the appropriate personal protective equipment (PPE) where necessary.
- 9) Promote and engage in asymptomatic testing, where available.

Response to any infection

You must always:

- 10) Promote and engage with the NHS Test and Trace process.
- 11) Manage and report confirmed cases of coronavirus (COVID-19) amongst the school community.
- 12) Contain any outbreak by following local health protection team advice.

PROTECTIVE MEASURES AND CONTROLS

This outlines the key protective measures the academy will take to deliver the essential controls identified 11th May 2021 [Schools coronavirus \(COVID-19\) operational guidance](#)

Further controls are set out in this risk assessment.

No.	Control	Actions
1	Minimise contact with individuals who are required to self-isolate by ensuring they do not attend the school	<p>When an individual develops coronavirus (COVID-19) symptoms or has a positive test</p> <p>Pupils, staff and other adults must not come into the school if:</p> <ul style="list-style-type: none"> • they have one or more coronavirus (COVID-19) symptoms • a member of their household (including someone in their support bubble or childcare bubble if they have one) has coronavirus (COVID-19) symptoms • they are required to quarantine having recently visited countries outside the Common Travel Area • they have had a positive test <p>They must immediately cease to attend and not attend for at least 10 days from the day after:</p> <ul style="list-style-type: none"> • the start of their symptoms • the test date if they did not have any symptoms but have had a positive test (whether this was a Lateral Flow Device (LFD) or Polymerase Chain Reaction (PCR) test) <p>You must follow this process and ensure everyone onsite or visiting is aware of it.</p> <p>Anyone told to isolate by NHS Test and Trace or by their public health protection team has a legal obligation to self-isolate, but you may leave home to avoid injury or illness or to escape risk of harm. More information can be found on NHS Test and Trace: how it works.</p> <p>If anyone in your school develops a new and continuous cough or a high temperature, or has a loss of, or change in, their normal sense of taste or smell (anosmia), you:</p> <ul style="list-style-type: none"> • must send them home to begin isolation - the isolation period includes the day the symptoms started and the next 10 full days • advise them to follow the guidance for households with possible or confirmed coronavirus (COVID-19) infection • advise them to arrange to have a test as soon as possible to see if they have coronavirus (COVID-19) <p>Other members of their household (including any siblings and members of their support or childcare bubble if they have one) should self-isolate. Their isolation period includes the day symptoms started for the first person in their household, or the day their test was taken if they did not have symptoms, whether this was a Lateral Flow Device (LFD) or Polymerase Chain Reaction (PCR) test, and the next 10 full days. If a member of the household starts to display symptoms while self isolating they will need to restart the 10 day isolation period and book a test.</p> <p>If anyone tests positive whilst not experiencing symptoms but develop symptoms during the isolation period, they must restart the 10 day isolation period from the day they developed symptoms.</p> <p>In non-residential schools, if a pupil displays coronavirus (COVID-19) symptoms, or has a positive test, while at their school they should avoid using public transport and, wherever possible, be collected by a member of their family or household.</p> <p>In exceptional circumstances, if parents or carers cannot arrange to have their child collected, if age-appropriate and safe to do so the child should walk, cycle or scoot home following a positive test result. If this is not possible, alternative arrangements may need to be organised by the school. The local authority may be able to help source a suitable vehicle which would provide appropriate</p>

		<p>protection for the driver, who must be made aware that the individual has tested positive or is displaying symptoms.</p> <p>If a pupil is awaiting collection:</p> <ul style="list-style-type: none"> • they should be moved, if possible, to a room where they can be isolated behind a closed door, depending on the age and needs of the pupil, with appropriate adult supervision if required a window should be opened for fresh air ventilation if it is safe to do so if it is not possible to isolate them, move them to an area which is at least 2 metres away from other people if they need to go to the bathroom while waiting to be collected, they should use a separate bathroom if possible - the bathroom must be cleaned and disinfected using standard cleaning products before being used by anyone else • personal protective equipment (PPE) must be worn by staff caring for the pupil while they await collection if a distance of 2 metres cannot be maintained (such as for a very young child or a child with complex needs) – more information on PPE use can be found in the safe working in education, childcare and children’s social care settings guidance <p>In an emergency, call 999 if someone is seriously ill or injured or their life is at risk. Anyone with coronavirus (COVID-19) symptoms should not visit the GP, pharmacy, urgent care centre or a hospital, unless advised to. If a pupil in a boarding school shows symptoms, they should initially self-isolate in their residential setting household. Most will benefit from self-isolating in their boarding house so that their usual support can continue. Others will benefit more from self-isolating in their home.</p> <p>The individual should not use public transport if they are symptomatic. If arranging their return to their family home to isolate, schools should follow advice on transport arrangements in the safe working in education, childcare and children’s social care settings guidance.</p> <p>Public Health England (PHE) has good evidence that routinely taking the temperature of pupils is not recommended as this is an unreliable method for identifying coronavirus (COVID-19). Further information is available on how to manage and report confirmed cases of coronavirus (COVID-19) amongst the school community.</p> <p>When an individual has had close contact with someone with coronavirus (COVID-19) symptoms Any member of staff who has provided close contact care to someone with symptoms, regardless of whether they are wearing PPE, and all other members of staff or pupils who have been in close contact with that person, do not need to go home to self-isolate unless:</p> <ul style="list-style-type: none"> • the symptomatic person subsequently tests positive they develop symptoms themselves (in which case, they should self-isolate immediately and arrange to have a test) • they are requested to do so by NHS Test and Trace or the Public Health England (PHE) advice service (or PHE local health protection team if escalated) • they have tested positive from an LFD test as part of a community or worker programme <p>Everyone must wash their hands thoroughly for 20 seconds with soap and running water or use hand sanitiser after any contact with someone who is unwell. The area around the person with symptoms must be cleaned after they have left, to reduce the risk of passing the infection on to other people. See the guidance on the cleaning of non-healthcare settings.</p> <p>If you are contacted by NHS Test and Trace or your local health protection team and told to self-isolate because you have been a close contact of a positive case, you have a legal obligation to do so.</p>
--	--	---

2	<p>Ensure face coverings are used in recommended circumstances</p>	<p>Based on the current state of the pandemic and the positive progress being made, it is no longer necessary to recommend the additional precautionary face covering measures put in place from the 8 March.</p> <p>From 17 May, in line with Step 3 of the roadmap, face coverings will no longer be recommended for pupils in classrooms or communal areas in all schools. Face coverings will also no longer be recommended for staff in classrooms.</p> <p>In all schools we continue to recommend that face coverings should be worn by staff and visitors in situations outside of classrooms where social distancing is not possible (for example, when moving around in corridors and communal areas).</p> <p>Where schools are delivering education and training, including extra-curricular activities and wraparound childcare, in a community setting (for example, library or community centre), staff and pupils will be exempt from the legal requirement to wear a face covering if they are in a private room or the premises has been exclusively hired for the sole use of its pupils and staff.</p> <p>The reintroduction of face coverings for pupils, students or staff may be advised for a temporary period in response to particular localised outbreaks, including variants of concern. In all cases, any educational drawbacks should be balanced with the benefits of managing transmission. The Local Action Committee structure (bronze/silver/gold) should be used in such circumstances to re-introduce the use of face coverings.</p> <p>Immediate outbreak response (at the level of individual settings or a cluster of settings) remains for local directors of public health to advise on.</p> <p>Children and young people aged 11 and over must still wear a face covering on public transport. In accordance with advice from PHE, they must also wear a face covering when travelling on dedicated transport to secondary school or college. This does not apply to children and young people who are exempt from wearing face coverings.</p> <p>The use of face coverings may have a particular impact on those who rely on visual signals for communication. Those who communicate with or provide support to those who do, are exempt from any recommendation to wear face coverings in education settings or requirements in public places.</p> <p>Where our guidance recommends face coverings, transparent face coverings, which may assist communication with someone who relies on lip reading, clear sound or facial expression to communicate, can also be worn. Transparent face coverings may be effective in reducing the spread of COVID-19. However, the evidence to support this is currently very limited. Face coverings (whether transparent or cloth) should fit securely around the face to cover the nose and mouth and be made with a breathable material capable of filtering airborne particles.</p> <p>The main benefit from a transparent face covering is that they can aid communication, for example enabling lip-reading or allowing for the full visibility of facial expressions, but this must be considered alongside the comfort and breathability of a face covering which contains plastic which may mean that the face covering is less breathable than layers of cloth.</p> <p>More broadly, schools have a duty to make reasonable adjustments for disabled pupils and students, to support them to access education successfully. The following is a nonexhaustive list which provides examples of possible adjustments where face coverings are recommended:</p> <p>the provision and effective use of assistive listening devices, such as radio aids an increased focus on the listening environment, minimising all unnecessary background noise - steps should be</p>
---	---	--

taken so that children with hearing loss are taught in classrooms with the best possible acoustic conditions allowing the use of speech-recognition apps on mobile devices and tablets in classrooms, taking into account possible variations in the effectiveness of such apps in different classroom situations additional communication support, including remote speech-to-text reporters or sign language interpreters

Where appropriate, education settings should discuss with pupils and parents the types of reasonable adjustments that are being considered to support an individual.

Face visors or shields can be worn by those exempt from wearing a face covering but they are not an equivalent alternative in terms of source control of virus transmission.

They may protect the wearer against droplet spread in specific circumstances but are unlikely to be effective in preventing the escape of smaller respiratory particles when used without an additional face covering. They should only be used after carrying out a risk assessment for the specific situation and should always be cleaned appropriately.

Exemptions:

Where face coverings are recommended there are some circumstances where people may not be able to wear a face covering.

This includes (but is not limited to):

- people who cannot put on, wear or remove a face covering because of a physical or mental illness or impairment, or disability
- where putting on, wearing or removing a face covering will cause people severe distress people speaking to or providing assistance to someone who relies on lip reading, clear sound or facial expressions to communicate to avoid harm or injury, or the risk of harm or injury, to the wearer or others –
- including if it would negatively impact on people's ability to exercise or participate in a strenuous activity

The same exemptions will apply in education and childcare settings and you should be sensitive to those needs, noting that some people are less able to wear face coverings and that the reasons for this may not be visible to others.

Access to face coverings

Due to the use of face coverings in wider society, staff and pupils are already likely to have access to face coverings.

You should have a small contingency supply available for people who:

- are struggling to access a face covering
- are unable to use their face covering as it has become damp, soiled or unsafe
- have forgotten their face covering

Safe wearing and removal of face coverings

You should have a process for when face coverings are worn within your school and how they should be removed, for example when pupils arrive at school wearing them. You should communicate this process clearly to pupils, staff and visitors and allow for adjustments to be made for those who may be distressed if required to remove a face covering against their wishes.

Safe wearing of face coverings necessitates:

- cleaning hands before and after touching face coverings, – including to remove or put them on safely storing face coverings in individual, sealable plastic bags between use not touching the front of face coverings during use or when removing them

		<p>Where a face covering becomes damp, it should not be worn, and the face covering should be replaced carefully. Staff may consider bringing a spare face covering to wear if their face covering becomes damp during the day.</p> <p>If pupils arrive at school wearing a face covering you must instruct pupils to:</p> <ul style="list-style-type: none"> • not touch the front of their face covering when removing it • dispose of temporary face coverings in a 'black bag' waste bin (not recycling bin) • place reusable face coverings in a plastic bag they can take home with them • wash their hands again before heading to their classroom
3	Ensure everyone is advised to clean their hands thoroughly and more often than usual	<p>COVID-19 is an easy virus to kill when it is on skin. This can be done with soap and water or hand sanitiser. You must ensure that pupils clean their hands regularly, including:</p> <ul style="list-style-type: none"> • when they arrive at the school • when they return from breaks • when they change rooms • before and after eating <p>Consider how often pupils and staff will need to wash their hands and incorporate time for this in timetables or lesson plans. Staff working with pupils who spit uncontrollably may want more opportunities to wash their hands than other staff. Pupils who use saliva as a sensory stimulant or who struggle with 'catch it, bin it, kill it' may also need more opportunities to wash their hands.</p> <p>Continue to help pupils with complex needs to clean their hands properly.</p> <p>Frequent and thorough hand cleaning should now be regular practice. You should consider:</p> <ul style="list-style-type: none"> • whether you have enough hand washing or hand sanitiser stations available so that all pupils and staff can clean their hands regularly • if you need to supervise hand sanitiser use given the risks around ingestion – skin friendly skin cleaning wipes can be used as an alternative building these routines into school culture, supported by behaviour expectations and helping ensure younger pupils and those with complex needs understand the need to follow them
4	Ensure good respiratory hygiene for everyone by promoting the 'catch it, bin it, kill it' approach	<p>The 'catch it, bin it, kill it' approach continues to be very important. Make sure enough tissues and bins are available to support pupils and staff to follow this routine. As with hand cleaning, you must ensure younger pupils and those with complex needs are helped to get this right, and all pupils understand that this is now part of how the setting operates. The e-Bug coronavirus (COVID-19) website contains free resources for schools, including materials to encourage good hand and respiratory hygiene.</p> <p>Some pupils with complex needs will struggle to maintain as good respiratory hygiene as their peers, for example those who spit uncontrollably or use saliva as a sensory stimulant. This should be considered in risk assessments in order to support these pupils and the staff working with them and is not a reason to deny these pupils face-to-face education.</p>
5	Maintain enhanced cleaning, including	<p>In line with the risk assessment and timetabling of the day, put in place and maintain an enhanced cleaning schedule. This should include:</p>

	<p>cleaning frequently touched surfaces often, using standard products, such as detergents</p>	<ul style="list-style-type: none"> • more frequent cleaning of rooms or shared areas that are used by different groups • frequently touched surfaces being cleaned more often than normal cleaning toilets regularly • encouraging pupils to wash their hands thoroughly after using the toilet if your site allows it, allocating different groups their own toilet blocks <p>PHE has published guidance on the cleaning of non-healthcare settings. This contains advice on the general cleaning required in addition to the existing advice on cleaning when there is a suspected case.</p>
6	<p>Consider how to minimise contact across the site and maintain social distancing wherever possible</p>	<p>Minimising contacts and mixing between people reduces transmission of COVID-19. This is important in all contexts, and you must consider how to implement this. You must do everything possible to minimise contacts and mixing while delivering a broad and balanced curriculum.</p> <p>The overarching principle to apply is reducing the number of contacts between pupils and staff. This can be achieved through keeping groups separate (in 'bubbles') and through maintaining distance between individuals. These are not alternative options and both measures will help, but the balance between them will change depending on the:</p> <ul style="list-style-type: none"> • pupil's ability to distance • layout of the building • feasibility of keeping distinct groups separate while offering a broad curriculum <p>How to group pupils</p> <p>Consistent groups reduce the risk of transmission by limiting the number of pupils and staff in contact with each other to only those within the group.</p> <p>Maintaining distinct groups or 'bubbles' that do not mix makes it quicker and easier in the event of a positive case to identify those who may need to self-isolate and to keep that number as small as possible.</p> <p>When using larger groups, the other measures from the system of controls become even more important to minimise:</p> <ul style="list-style-type: none"> • transmission risks • the numbers of pupils and staff who need to self-isolate <p>Younger pupils and those with complex needs will not be able to maintain social distancing and it is acceptable for them not to distance within their group.</p> <p>Using small groups can:</p> <ul style="list-style-type: none"> • restrict the normal operation of education present educational and logistical challenges <p>You will need to consider:</p> <ul style="list-style-type: none"> • the cleaning and use of shared spaces, such as: <ul style="list-style-type: none"> ◦ playgrounds ◦ boarding houses ◦ dining halls ◦ toilets ◦ the provision of specialist teaching and therapies <p>Assess your circumstances and try to implement 'bubbles' of an appropriate size to achieve the greatest reduction in contact and mixing. Make sure this will not affect the quality and breadth of teaching or access for support and specialist staff and therapists. Whatever the size of the group, they should be kept apart from other groups where possible. Encourage pupils to keep their distance within groups. Try to limit interaction, sharing of rooms and social spaces between groups as much as possible.</p>

		<p>Both the approaches of separating groups and maintaining distance are not 'all or nothing' options and will still bring benefits, even if partially implemented.</p> <p>You may keep pupils in their class groups for most of the classroom time, but also allow mixing in wider groups for:</p> <ul style="list-style-type: none"> • specialist teaching • wraparound care • transport • boarding pupils who may be in one group residentially and another during the school day <p>Siblings may also be in different groups.</p> <p>All teachers and other staff can operate across different classes and year groups to facilitate the delivery of the timetable and specialist provision. Where staff need to move between groups, they should try and keep their distance from pupils and other staff as much as they can, ideally 2 metres from other adults. Try to minimise the number of interactions or changes wherever possible.</p> <p>Measures within the classroom</p> <p>Maintaining a distance between people while inside and reducing the amount of time they are in face-to-face contact lowers the risk of transmission. There is strong public health advice that staff in secondary schools maintain distance from their pupils, staying at the front of the class, and away from their colleagues where possible. Ideally, adults should maintain 2-metre distance from each other and from children. We know that this is not always possible, particularly when working with pupils with complex needs, or those who need close contact care. Provide educational and care support for these pupils as normal, with other increased hygiene protocols in place to minimise the risk of transmission. Where possible, for example with older pupils with less complex needs who can self regulate their behaviours without distress, they should also be supported to maintain distance and not touch staff and their peers. This will not be possible for the youngest children, and some children and young people with complex needs. It may also not be feasible where space does not allow it. Doing this where you can, even some of the time will help.</p> <p>When staff and pupils cannot maintain distancing, the risk can be reduced by keeping pupils in the smaller, class-sized groups. You should make small adaptations to the classroom to support distancing where possible. That should include seating pupils side by side and facing forwards, rather than face-to-face or side-on. It might also include moving unnecessary furniture out of the classroom to make more space.</p> <p>Measures elsewhere</p> <p>You should avoid large gatherings such as assemblies or collective worship with more than one group.</p> <p>When timetabling, groups should be kept apart and movement around the school kept to a minimum. While passing briefly in the corridor or playground is low risk, avoid creating busy corridors, entrances and exits. Consider staggered break times and lunch times.</p> <p>Make sure you allow time for cleaning surfaces in the dining hall between groups.</p> <p>You should also plan how shared staff spaces are set up and used to help staff to distance from each other.</p> <p>You should minimise the use of staff rooms, although staff must still have a break of a reasonable length during the day.</p> <p>Measures for arriving at, and leaving the setting</p>
--	--	---

		<p>Consider staggered starts or adjusting start and finish times to keep groups apart as they arrive and leave. Staggered start and finish times should not reduce the amount of overall teaching time. A staggered start may include: condensing or staggering free periods or break time but retaining the same amount of teaching time keeping the length of the day the same but starting and finishing later to avoid busy periods. You should consider how to communicate any changes to parents. Remind them about the process that has been agreed for drop off and collection, including not to:</p> <ul style="list-style-type: none"> gather at the gates come onto the site without an appointment <p>Travelling to the setting</p> <p>Pupils and staff may use public transport where necessary, but we encourage them to walk, cycle or scoot to and from school wherever it is possible and safe to do so. Where pupils and staff need to use public transport, they should follow the safer travel guidance for passengers.</p> <p>The transport to schools and other places of education guidance requires those involved in the provision of dedicated transport to schools to identify the risks. You should adopt measures to address those risks in a way that works in the local circumstances. Distancing should be maximised and the mixing of groups should be minimised where possible and practical.</p> <p>People aged 11 and over must wear a face covering when travelling on public transport.</p> <p>In accordance with advice from PHE, they must also wear a face covering when travelling on dedicated transport to secondary school. People who are exempt do not need to wear a face covering.</p> <p>Other considerations</p> <p>Some pupils with SEND (whether with EHC plans or on SEN support) will need specific help and preparation for the changes to routine that these measures will involve. Staff should plan to meet these needs, for example using social stories.</p> <p>To make sure pupils with medical conditions are fully supported, work with:</p> <ul style="list-style-type: none"> local authorities health professionals regional schools' commissioners other services <p>Use individual healthcare plans to help pupils receive an education in line with their peers. In some cases, the pupil's medical needs will mean this is not possible, and educational support will require flexibility. Further information is available in the guidance on supporting pupils at school with medical conditions.</p> <p>Specialists, therapists, clinicians and other support staff for pupils with SEND should provide interventions as usual. They, as well as supply teachers, peripatetic teachers or other temporary staff, can move between settings. They should ensure they minimise contact and maintain as much distance as possible from other staff. Such specialists will be aware of the PPE most appropriate for their role. Schools should consider how to manage other visitors to the site, such as contractors, catering staff and deliveries, as well as cleaning staff on site who may be working throughout the school and across different groups. This will require close co-operation between schools and the other relevant employers.</p> <p>You should have discussions with key contractors about the school's control measures and ways of working. They should ensure site guidance on physical distancing and hygiene is explained to visitors on or before arrival. Where visits can happen safely outside of school hours, they should. A record should be</p>
--	--	---

		<p>kept of all visitors with sufficient detail to support rapid contact tracing if required by NHS Test and Trace.</p> <p>As normal, you should engage with your local immunisation providers to provide routine immunisation programmes on-site, ensuring these will be delivered in keeping with the school's control measures. These programmes are essential for children's health and wellbeing and can also provide benefits for staff.</p> <p>Where a pupil routinely attends more than one setting on a part-time basis, for example, because they are dual registered at a mainstream school and a special setting, the settings should work through the system of controls collaboratively, enabling them to address any risks identified and allowing them to jointly deliver a broad and balanced curriculum for the pupil. Pupils should be able to continue attending both settings. While some adjustment to arrangements may be required, pupils in this situation should not be isolated as a solution to the risk of greater contact except when required by specific public health advice.</p> <p>Equipment</p> <p>For individual and very frequently used equipment, such as pencils and pens, staff and pupils should have their own items. Classroom-based resources, such as books and games, can be used and shared within the bubble. These should be cleaned regularly, along with all frequently touched surfaces. Resources that are shared between classes or bubbles, such as sports, arts, and science equipment should be cleaned frequently. When sharing equipment between different bubbles, you should either:</p> <ul style="list-style-type: none"> • clean it before it is moved between bubbles • allow them to be left unused for a period of 48 hours (72 hours for plastics) <p>You will need to assess the ability to clean equipment used in the delivery of therapies, for example, physiotherapy equipment or sensory equipment. Determine whether this equipment can withstand cleaning and disinfecting between each use before it is put back into general use. Where cleaning or disinfecting is not possible or practical, resources will have to be either: restricted to one user left unused for a period of 48 hours (72 hours for plastics) between use by different individuals</p> <p>Outdoor playground equipment should be more frequently cleaned than normal. This also applies to resources used inside and outside by wraparound care and out-of-school settings providers.</p> <p>Pupils should limit the amount of equipment they bring into school each day, including essentials such as:</p> <ul style="list-style-type: none"> • lunch boxes • hats and coats • books • stationery • mobile phones • Bags are allowed. <p>Pupils and teachers can take books and other shared resources home, although unnecessary sharing should be avoided. Similar rules on hand cleaning, cleaning of the resources and rotation should apply to these resources.</p> <p>Parent pick-up and drop-offs</p> <p>We know that travel to school patterns differ greatly. If those patterns allow, schools should consider staggered starts or adjusting start and finish times to keep groups apart as they arrive and leave school.</p> <p>Staggered start and finish times should not reduce the amount of overall time children spend in school. A staggered start may, for</p>
--	--	--

		<p>example, include keeping the length of the day the same but starting and finishing later to avoid rush hour.</p> <p>Schools should consider how to communicate this to parents and remind them about the process that has been agreed for drop off and collection, including that gathering at the school entrance and otherwise coming onto the site without an appointment is not allowed.</p>
7	Keep occupied spaces well ventilated	<p>Good ventilation reduces the concentration of the virus in the air, which reduces the risk from airborne transmission. This happens when people breathe in small particles (aerosols) in the air after someone with the virus has occupied and enclosed area.</p> <p>When your school is in operation, it is important to ensure it is well ventilated and a comfortable teaching environment is maintained. These can be achieved by a variety of measures including:</p> <ul style="list-style-type: none"> • mechanical ventilation systems – these should be adjusted to increase the ventilation rate wherever possible and checked to confirm that normal operation meets current guidance and that only fresh outside air is circulated. <p>If possible, systems should be adjusted to full fresh air or, if not, then systems should be operated as normal as long as they are within a single room and supplemented by an outdoor air supply natural ventilation – opening windows (in cooler weather windows should be opened just enough to provide constant background ventilation and opened more fully during breaks to purge the air in the space). Opening internal doors can also assist with creating a throughput of air natural ventilation – if necessary external opening doors may also be used (as long as they are not fire doors and where safe to do so)</p> <p>The Health and Safety Executive guidance on air conditioning and ventilation during the coronavirus outbreak and CIBSE coronavirus (COVID-19) advice provides more information.</p> <p>To balance the need for increased ventilation while maintaining a comfortable temperature, consider:</p> <ul style="list-style-type: none"> • opening high level windows in colder weather in preference to low level to reduce draughts • increasing the ventilation while spaces are unoccupied (for example, between classes, during break and lunch, when a room is unused) • providing flexibility to allow additional, suitable indoor clothing – for more information see school uniform • rearranging furniture where possible to avoid direct draughts • Heating should be used as necessary to ensure comfort levels are maintained particularly in occupied spaces.
8	Ensure individuals wear the appropriate personal protective equipment (PPE) where necessary	<p>Face coverings are not classified as PPE (personal protective equipment). PPE is used in a limited number of settings to protect wearers against hazards and risks, such as surgical masks or respirators used in medical and industrial settings. A face covering is a covering of any type which covers your nose and mouth. Most staff in schools will not require PPE beyond what they would normally need for their work. If a pupil already has routine intimate care needs that involve the use of PPE, the same PPE should continue to be used.</p> <p>Additional PPE for coronavirus (COVID-19) is only required in a very limited number of scenarios, for example, when:</p> <ul style="list-style-type: none"> • a pupil becomes ill with coronavirus (COVID-19) symptoms, and only then if a 2 metre distance cannot be maintained • performing aerosol generating procedures (AGPs) <p>When working with children and young people who cough, spit or vomit but do not have coronavirus (COVID-19) symptoms, only any PPE that would be routinely worn, should be worn.</p>

		<p>The guidance on safe working in education, childcare and children's social care provides more information about preventing and controlling infection. This includes:</p> <ul style="list-style-type: none"> • when and how PPE should be used • what type of PPE to use • how to source it
9	Promote and engage in asymptomatic testing, where available	<p>Rapid testing remains a vital part of our plan to suppress this virus. Schools should follow the guidance set out for their settings:</p> <ul style="list-style-type: none"> • Primary schools, school-based nurseries and maintained nursery schools • Secondary schools and colleges • Specialist settings
10	Promote and engage with the NHS Test and Trace process	<p>Staff members, parents and carers will need to:</p> <ul style="list-style-type: none"> • book a test if they or their child has symptoms - the main symptoms are: <ul style="list-style-type: none"> ◦ a high temperature ◦ a new continuous cough ◦ a loss or change to your sense of smell or taste • self-isolate immediately and not come to school if: <ul style="list-style-type: none"> ◦ they develop symptoms ◦ they have been in close contact with someone who tests positive for coronavirus (COVID-19) ◦ anyone in their household or support or childcare bubble develops symptoms of coronavirus (COVID-19) ◦ they are required to do so having recently travelled from certain other countries ◦ they have been advised to isolate by NHS test and trace or the PHE local health protection team, which is a legal obligation provide details of anyone they have been in close contact with, if they test positive for coronavirus (COVID-19) or if asked by NHS Test and Trace <p>Polymerase Chain Reactions (PCR) tests for symptomatic testing Booking a polymerase chain reaction (PCR) test through 119</p> <p>Anyone who displays symptoms of coronavirus (COVID-19) can and should get a test. Tests for symptomatic illness can be booked online through the NHS testing and tracing for coronavirus (COVID-19) website, or ordered by telephone via NHS 119 for those without access to the internet.</p> <p>Essential workers, which includes anyone involved in education or childcare, have priority access to testing.</p> <p>All children and young people can be tested if they have symptoms. This includes children under 5, but children aged 11 and under will need to be helped by their parents or carers if using a home testing kit.</p> <p>Polymerase Chain Reaction (PCR) tests contingency supply</p> <p>Separate to the asymptomatic testing regime, all schools were sent an initial supply of 10 PCR test kits before the start of the autumn term in 2020. You can replenish these kits when they run out by making an order through the online portal. You should call the Test and Trace helpdesk on 119 if the kits that you have ordered have not arrived.</p> <p>Having a test at a testing site will deliver the fastest results for symptomatic cases.</p> <p>These PCR test kits are provided to be used in the exceptional circumstance that an individual becomes symptomatic and you believe they may have barriers to accessing testing elsewhere. You will need to decide how to prioritise the distribution of your test kits.</p> <p>These kits can be given directly to:</p>

		<ul style="list-style-type: none"> • staff • parents collecting a pupil who has developed symptoms at school <p>These PCR tests kits will also help ensure that symptomatic staff can get a test. If they test negative, they can return to work as soon as they are well and no longer have symptoms of coronavirus (COVID-19).</p> <p>Further information on test kits for schools and further education providers is available.</p> <p>Ask parents and staff to inform you as soon as they get their results.</p> <p>NHS COVID-19 app The app is available to anyone aged 16 and over to download if they choose. For some young people, particularly some with SEND, parents will need to decide whether their use of the app is appropriate.</p> <p>This will mean that some pupils in year 11, and most pupils in years 12 and above will be eligible to use the app and benefit from its features. Staff members are also able to use the app. The guidance for schools and further education colleges in England provides information about how the app works and guidance for its use within schools in England.</p>
11	Manage confirmed cases of coronavirus (COVID-19) amongst the school community	<p>Swift action must be taken when someone tests positive for COVID-19. If someone who uses dedicated transport tests positive, local authorities should work with schools and colleges to identify close contacts.</p> <p>Schools may receive support on this through the dedicated advice service introduced by PHE, which can be reached through the DfE helpline on 0800 046 8687, or their PHE local health protection team if escalated. Based on their advice, people who have been in close contact with the person who has tested positive must be sent home and advised to self-isolate immediately and for at least the next 10 full days counting from the day after contact with the individual who tested positive. It is a legal requirement for an individual to self-isolate if they have been told to do so by NHS Test and Trace.</p> <p>A risk assessment may be undertaken to determine this, but a close contact can be anyone who:</p> <ul style="list-style-type: none"> • lives in the same household as someone with COVID-19 symptoms or who has tested positive for COVID-19 • has had any of the following types of contact with someone who has tested positive for COVID-19 with either a PCR test or LFD test (if a confirmatory PCR test is negative, provided it was taken within two days of the positive LFD, it overrides the lateral flow test and close contacts can stop selfisolating): • face-to-face contact including being coughed on or having a face-to-face conversation within 1 metre • been within 1 metre for 1 minute or longer without face-to-face contact been within 2 metres of someone for more than 15 minutes (either as a one-off contact or added up together over 1 day) • travelled in the same vehicle or a plane • Whilst awaiting the confirmatory PCR result, pupils, students and staff and close contacts should continue to self-isolate. <p>If someone who uses transport tests positive, the assessment is likely to take account of factors such as:</p> <ul style="list-style-type: none"> • vehicle size • degree of face-to-face contact • length of time in close proximity • whether a Perspex screen is in place <p>The advice service (or PHE local health protection team if escalated) will provide advice on who must be sent home and</p>

		<p>asked to self-isolate. To support them in doing so, we recommend you keep a record of pupils and staff in each group, and any close contact that takes places between pupils and staff in different groups (see section 6 of the system of control for more on grouping pupils). This should be a proportionate recording process. You do not need to ask pupils to record everyone they have spent time with each day or ask staff to keep definitive records in a way that is overly burdensome.</p> <p>Where individuals are self-isolating and are within our definition of vulnerable, it is important that schools put systems in place to keep in contact with them, offer pastoral support, and check they are able to access education support.</p> <p>A template letter has been provided for you to send to parents of children asked to self isolate. This can also be used for staff if needed. It is important that this letter is shared promptly with all parents of children that have been asked to self-isolate as this letter allows parents who are on a low income and unable to work from home to apply to their local authority for financial support under the Test and Trace Support Payment scheme.</p> <p>They will not be able to make an application without providing this letter as supporting evidence. You must not share the names or details of people with COVID-19 unless essential to protect others. Household members of those contacts who are sent home do not need to self-isolate themselves unless the pupil or staff member who is self-isolating subsequently develops symptoms. This is unless they have been told to self-isolate by NHS Test and Trace or their public health protection team, in which case they must self-isolate; this is a legal obligation. If someone in a class or group that has been asked to self-isolate develops symptoms themselves within the 10 days from the day after contact with the individual who tested positive, they should follow guidance for households with possible or confirmed coronavirus (COVID-19) infection.</p> <p>They should get a test, and:</p> <p>if the test delivers a negative result, they should remain in isolation for the remainder of the 10-day isolation period - this is because they could still develop COVID-19 within the remaining days</p> <p>if the test result is positive, they should inform their school immediately, and must isolate from the day of onset of their symptoms and at least the following 10 full days - their household should self-isolate starting from when the symptomatic person in their household first had symptoms and the next 10 full days, following guidance for households with possible or confirmed COVID-19 infection You should not request evidence of negative test results or other medical evidence before admitting children or welcoming them back after a period of self-isolation.</p> <p>Further guidance is available on testing and tracing for COVID-19. Reporting actual or suspected cases of COVID-19 through the education setting status form</p> <p>From 11 January, we asked you to resume completing the educational setting status form. From 8 March, the form was amended to reflect wider opening. The data you supply helps the government monitor the impact of COVID-19 on schools. See guidance on how to submit the educational settings status form for more information.</p> <p>Test and Trace Support Payments</p> <p>Some school staff, parents and carers may be eligible for a one-off Test and Trace Support Payment of £500. This is payable in one lump sum from your local authority.</p> <p>To be eligible for a Test and Trace Support Payment, you must:</p>
--	--	--

be on a low income be unable to work from home be at risk of losing income as a result of self-isolating be living in England meet the eligibility criteria Staff identified as close contacts of a positive case will require an NHS Test and Trace Account ID number (CTAS number) to be able to claim a Test and Trace Support Payment or discretionary payment. Parents and carers of self-isolating children should be provided with a letter to support their application for payment, but will not require an NHS Test and Trace Account ID number (CTAS number).

The Department of Health and Social Care (DHSC) has launched the self-isolation service hub (020 3743 6715). The phone line is open 7 days a week, 8am to 8pm, allowing a school to provide contact details of any staff who have been asked to self isolate and are likely to be eligible for the Test and Trace Support Payment or discretionary payment.

In order for any of your staff who may be eligible for a payment from the Test and Trace Support Payment scheme to be able to claim, you must follow these steps.

Ensure that you collate a list of appropriate close contacts for the person who has tested positive within your establishment and inform these close contacts that they now need to self-isolate.

Call the service hub on 020 3743 6715 as soon as you have the 8-digit NHS Test and Trace Account ID (sometimes referred to as a CTAS number) of the person who has tested positive.

Provide the details of the person who has tested positive, along with the details of the relevant staff members you have identified as close contacts. If you do not have NHS Test and Trace Account ID for the person who has tested positive, Hub staff will assist in tracing the person in order to register their contacts on the Test and Trace system (CTAS).

NHS Test and Trace will then contact individuals to formally advise them of their need to self-isolate and provide them with an NHS Test and Trace Account ID.

Following this, individuals who are employed or self-employed, on a low income, unable to work from home and losing income as a result may qualify for the Test and Trace Support Payment scheme through their local authority.

Applications from parents and guardians who need to take time off work to care for a child who is self-isolating Eligible parents or guardians of children who have been advised to self-isolate by their education setting (even where they have not been told to self-isolate by NHS Test and Trace) can also apply for the Test and Trace Support Payment scheme if they are on a low income, unable to work from home and need to take time off work to care for a child who is self-isolating. Parents and carers do not require an NHS Test and Trace Account ID number in order to claim and schools are not required to register all children asked to self-isolate with NHS Test and Trace in the same way as staff.

The scheme is open to eligible parents and carers of children aged 15 and under, and parents of young people aged 16 to 25 with an education health and care plan. Further information on how parents and guardians can claim financial support under the Test and Trace Support Payment scheme is available.

Schools should provide parents and carers of children advised to self-isolate with the template letter, detailing the child's name and the dates of their isolation period. The parent or guardian will need to use this letter as supporting evidence as part of their application to their local authority for a payment from the Test and Trace Support Payment scheme. Parents whose children are told to self-isolate by their school will not be able to apply for financial support without a letter.

		<p>When a parent or guardian applies to the Test and Trace Support Payment scheme because they need to care for a child who is self-isolating, their local authority will be required to contact their child's school via phone or email to verify information about the child. This includes the child's name, age and dates of self-isolation. This is a standard check against fraudulent claims, and may take place before or after a payment is made.</p> <p>You will only be asked to share information on children whose parents have made an application to their local authority for the Test and Trace Support Payment scheme. You may wish to update your data privacy notice to reflect this.</p>
12	<p>Contain any outbreak by following PHE local health protection team advice</p>	<p>If you have 2 or more confirmed cases within 14 days, or an overall rise in sickness absence where coronavirus (COVID-19) is suspected, you may have an outbreak.</p> <p>You should call the dedicated advice service who will escalate the issue to your local health protection team where necessary and advise if any additional action is required. You can reach them by calling the DfE Helpline on 0800 046 8687 and selecting option 1 for advice on the action to take in response to a positive case. In some cases, health protection teams may recommend that a larger number of other pupils self-isolate at home as a precautionary measure. This could be the class or year group. If you are implementing the system of controls, addressing any issues you have identified and therefore reducing transmission risks, whole site closure will not generally be necessary. You should not close except on the advice of health protection teams.</p> <p>Admitting children and staff back to the school</p> <p>The pupil or staff member who tested positive for coronavirus (COVID-19) can return to their normal routine and stop self-isolating after they have finished their isolation period and their symptoms have gone or if they continue to have only a residual cough or anosmia. This is because a cough or anosmia can last for several weeks once the infection has gone. If they still have a high temperature after 10 days or are otherwise unwell, you should advise them to stay at home and seek medical advice. You should not request evidence of negative test results or other medical evidence before admitting pupils or welcoming them back after a period of self-isolation.</p> <p>In the vast majority of cases, parents and carers will be in agreement that a pupil with symptoms should not attend the school, given the potential risk to others. In the event that a parent or carer insists on a pupil attending your school, you can take the decision to refuse the pupil if, in your reasonable judgement, it is necessary to protect your pupils and staff from possible infection with coronavirus (COVID-19).</p> <p>Your decision would need to be carefully considered in the light of all the circumstances and current public health advice.</p>

Issue:		Infection transmission rates are high due to the new Covid variant. Further operational controls / actions / required for key worker / vulnerable students and staff during lockdown		
Existing level of risk				
HIGH		MEDIUM	LOW	NEGLIGIBLE
How to manage it (control measures)		List your control measures required to reduce risk – add appropriate detail about the type and location of controls		
<ul style="list-style-type: none">Follow Government guidance on further control measures (When available).Key worker and vulnerable student classes to be kept at a minimum due to higher transmission rates. Specific max numbers of KVV and staff will depend on the size and type of classrooms & workplaces.Social distancing to be maintained at 2 meters where possible.When staff or children cannot maintain distance, particularly with younger children in primary schools, the pupils will be kept in smaller, class-sized groups where possible.Wearing of masks. Please see FCAT Mask Policy. This position on the wearing of masks will be under constant review both at Trust level and nationally.Some individuals are exempt from wearing face coverings who: cannot put on, wear or remove a face covering because of a physical or mental illness or impairment or disability.Rooms must be well ventilated (with outside air) with extra heaters provided if necessary.Cleaning & hygiene protocols must be reviewed. (Updated cleaning protocols from site management).All operational guidance and controls are contained within this RA.All symptoms of Control are being followed. Guidance for full opening: schools - GOV.UKSome pupils who have difficulty engaging in remote education may be considered to be vulnerable children and therefore eligible to attend provision. It is up to the child's education provider or local authority to make this decision based on the needs of the child and their family, and a range of other factors, as set out in the guidance				
Remaining level of risk		Consider level of risk following use of control measures		
HIGH		MEDIUM	LOW	NEGLIGIBLE

Issue:		Risk of renewed local lockdown impacting on the ability to open school.		
Existing level of risk				
HIGH		MEDIUM	LOW	NEGLIGIBLE
How to manage it (control measures)		List your control measures required to reduce risk – add appropriate detail about the type and location of controls		
<ul style="list-style-type: none">Academy SLT to agree to a contingency plan.Academy to implement a contingency plan for any partial/full closure of the school in conjunction with Executive Headteacher and the Trust, in response to the circumstances presented. This will include communication for children, staff, parents/carers and the implementation of remote learning arrangements.				
Remaining level of risk		Consider level of risk following use of control measures		
HIGH		MEDIUM	LOW	NEGLIGIBLE

Issue:		The number of staff who are available is lower than that required to teach classes in school and operate effective home learning and premises / site operation.		
Existing level of risk				
HIGH		MEDIUM	LOW	NEGLIGIBLE
How to manage it (control measures)		List your control measures required to reduce risk – add appropriate detail about the type and location of controls		
The health status and availability of every member of staff is known and is regularly updated so that deployment can be planned. <ul style="list-style-type: none">• Full use is made of those staff who are self-isolating but who are well enough to teach lessons online.• Flexible and responsive use of teaching assistants and pastoral staff to supervise classes is in place.• Full use is made of testing to inform staff deployment.• A blended model of home learning and attendance at school is planned for and utilised as necessary.				
Remaining level of risk		Consider level of risk following use of control measures		
HIGH		MEDIUM	LOW	NEGLIGIBLE

Issue that could cause harm:		Lack of Social Distancing in the learning environment (classroom/ workshop/ hall/ outdoors) which could increase the risk and rate of transmission of coronavirus (COVID-19)		
-------------------------------------	--	---	--	--

Existing level of risk:			
HIGH	MEDIUM	LOW	NEGLIGIBLE
How to manage it (control measures)		List your control measures required to reduce risk – add appropriate detail about the type and location of controls	
		<ul style="list-style-type: none"> • A staggered start to beginning and end of day will be implemented for different groups of children • Available Capacity / Agreed number following Government guidelines: All pupils / students can attend the academy each day. • Reducing the number of children in the learning environment to enable social distancing: Primary classrooms have been reviewed with a maximum of 30 pupils in each classroom. • Defined members of staff are recommended to be with each small group of children. For pre-school children in early years settings, the staff to child ratios within <u>Early Years Foundation Stage</u> (EYFS) continue to apply and these are recommended to group children. • Ensure that children are in the same small groups at all times each day, and different groups are not mixed during the day, or on subsequent days. Groups of children will be placed into 'Phase bubbles' with defined staff and children will not mix with other 'Phase bubbles' and classrooms, wherever this is possible • Specific behaviour support rooms will be identified for each 'Phase bubble' • Where possible, practical PE will take place outdoors • No assemblies will be scheduled • Cleaning rotas will be updated to be in synergy with the amended academy timetable from autumn term 2020. • Key Stage 2 Classrooms will be arranged so that desks are forward-facing wherever possible. Early Years and Key Stage 1 classrooms are not required to have forward-facing desks in this school. Unnecessary furniture will be removed to facilitate the maximum possible space and distancing within rooms. • Classrooms will have a defined teacher area to support social distancing • Ensure that the same staff are assigned to each group of children and, as far as possible, these stay the same during the day and on subsequent days, recognising for secondary settings there will be some subject specialist rotation of staff. Changing the assignment of staff to each group of children/young people will be a last resort but may be necessary for example due to staff absence or redeployment of staff within school. • Staff (which includes Teaching Assistant Cover) will be assigned to no more than two group 'bubbles' • Any technical support staff required to enter a learning environment due to urgent operational requirements (e.g. IT Technician) will maintain a minimum 1 metre plus distance (ideally 2m) social distance, may wear PPE and the Class Teacher will ensure that children follow social distancing to enable the technical staff to work at a social distance. • Maximise the number of learning environments used including outdoor space as much as possible to more easily allow for distance between children and staff. • Access rooms directly from outside where possible to reduce mixing of groups. All classes with the exception of Upper Key Stage 2 can be directly accessed from outside. • Ensure that wherever possible children use the same classroom or area of a setting throughout the day to minimise movement around school. • Remove excess furniture to increase space if able to do so. (Appendix A Premises / cleaning protocol). • Desks should be spaced as far apart as possible. (Appendix A Premises / cleaning protocol). Unnecessary furniture will need to be removed. • In primary, unlike older children and adults, early years and primary age children cannot be expected to fully socially distance apart from each other and staff. Children will be spaced as far apart as possible, given group sizes. • Children keep to their desks when in the learning environment where possible. • Where possible seat children at the same desk each day if they attend on consecutive days. • Personal property of children will be kept to a minimum e.g. bags, coats, lunchboxes. Children will be advised not to bring bags and coats if possible. If these are brought into school they should be stored on each child's named peg storage area which must be kept clear of obstructions at all times to enable safe space and distancing. • Staff members will be briefed on keeping a minimum 1 metre plus distance (ideally 2m) from each other and children wherever possible in the learning environment. (Appendix B Staff information guidance). Induction of Covid 19 are in operation for all staff prior to reopening and include; Infection Control and information on revised policies and procedures. • Mark out a 1 metre plus (ideally 2m) area e.g. with tape for the member(s) of staff to be able to maintain social distancing from children and other staff. • Signage will be displayed in all learning environments regarding social distancing to reinforce, encourage and promote this for staff and children. • The academy has in place staggered arrival and departure times of children, parents and children will be expected to maintain social distancing at all times – floor markings will indicate the distance required to be maintained. As far as possible each year group will use separate entrances in order to reduce the build-up of parents and children. Parents will be required to line up to collect children on their allocated playground area. • Toilets will revert to their original designation. All toilets will be cleaned as per the cleaning schedule. 	

<ul style="list-style-type: none"> Staff will be urged to maintain social distancing where possible. Phase group classrooms will be identified and co-located wherever possible to minimise movement around school and potential contact with other Phase group bubbles. For children and staff, procedures will be revisited and managed in line with the academy behaviour policy, updated in light of the coronavirus epidemic. There will be clear messaging to pupils on the importance and reasons for social distancing is reinforced throughout the school day by staff and through posters, and floor markings. For young children this will be through age-appropriate methods such as stories and games. Assemblies and the coming together of other large groups, both staff and students will be suspended. Off site visits will resume with additional protective measures under FCAT policy guidance, with full and thorough additional risk assessments for every visit (see Appendix C) Academy behaviour policy has been revised and a specific COVID appendix added to include compliance with social distancing and this has been communicated to staff, pupils and parents. Senior leaders monitor areas where there are breaches of social distancing measures and arrangements are reviewed. Intensive monitoring of the compliance with safety arrangements will avoid the need for quality assurance walk through classroom visits at this time. 			
Remaining level of risk		Consider the level of risk following use of the above control measures	
HIGH	MEDIUM	LOW	NEGLIGIBLE

Issue that could cause harm:		Lack of Social Distancing when using toilets and poor hygiene which could increase the risk and rate of transmission of coronavirus (COVID-19)	
Existing level of risk:			
HIGH	MEDIUM	LOW	NEGLIGIBLE
How to manage it (control measures)		List your control measures required to reduce risk – add appropriate detail about the type and location of controls	
<ul style="list-style-type: none">Ensuring that toilets do not become crowded by limiting the number of children who use the toilet facilities at one time. Toilets will be cleaned as per the cleaning schedule.Staff and children asked to clean hands after using the toilet - wash hands thoroughly for at least 20 seconds with hot running water and soap and dry them thoroughly with paper towels or use alcohol hand rub, hand sanitiser or skin cleaning wipes ensuring that all parts of the hands are covered.Ensure that help is available for children who have trouble cleaning their hands independently. Ensure supervision of hand sanitizer use given risks around ingestion. Small children and pupils with complex needs should continue to be helped to clean their hands properly, Skin friendly cleaning wipes can be used as an alternative.Signage will be displayed in the toilets regarding hand washing to reinforce, encourage and promote this for staff and children.Prop doors open, where safe to do so (bearing in mind fire safety and safeguarding), to limit use of door handles and aid ventilation.Full stock of soap and sanitiser to be maintained in the toilets at all times.Toilets will be cleaned according to the FCAT cleaning risk assessment and Mereside Primary Academy cleaning schedule as well as the start and end of each day. If any toilet needs cleaning urgently, staff should contact the cleaning team via main school reception or using school's walkie talkie system.Parents and visitors will not be allowed on site to use toilets. If visitors are working in school, they are able to use staff designated toilet areas only.			
Remaining level of risk		Consider level of risk following use of control measures	
HIGH	MEDIUM	LOW	NEGLIGIBLE

Issue that could cause harm:		Lack of social distancing and poor hygiene upon arrival and exit from school which could increase the risk and rate of transmission of coronavirus (COVID-19)	
Existing level of risk:			
HIGH	MEDIUM	LOW	NEGLIGIBLE
How to manage it (control measures)		List your control measures required to reduce risk – add appropriate detail about the type and location of controls	
<ul style="list-style-type: none">Tell staff, children, young people, parents, carers or any visitors, such as suppliers, not to enter the education or childcare setting if they are displaying any symptoms of coronavirus.Non-Contact Infrared Thermometer with LCD Display will be available.Staff will arrive through the main reception in order to activate their fob, sanitise hands. They will then proceed directly to work locations and will not congregate in groups of staff. Any staff briefing will be done virtually. Staff			

are required to maintain 1 metre plus (ideally 2m) social distancing wherever possible. Staff should where possible bring their own cutlery and utensils for personal use during the day.

- The academy has staggered arrival and departure times of children. Parents will be expected to maintain social distancing at all times – floor markings will indicate the distance required to be maintained. As far as possible each year group will use separate entrances in order to reduce the build-up of parents and children.
- Installation of hand sanitiser stations at staff entrances/exits to building.
- Staff to sanitise hands on each and every entry and exit from the building.
- Prop doors open, where safe to do so (bearing in mind fire safety and safeguarding), to limit use of door handles and aid ventilation.
- Mechanical ventilation systems – these should be adjusted to increase the ventilation rate wherever possible, and checked to confirm that normal operation meets current guidance (if possible, systems should be adjusted to full fresh air or, if not, then systems should be operated as normal as long as they are within a single room and supplemented by an outdoor air supply)
- No more than 2 people will be allowed in the outer reception area of the academy, markings on the floor will provide adequate social distancing for reception staff. A glass window is in place at the main reception window and will not be opened during the day. No visitors will be admitted to the inner reception area unless in an emergency. Staff where possible should contact the office through email rather than in person and no more than 2 people should be in the inner reception area at any one time. Where children arrive at front reception, they will be marshalled through the area in a socially distanced, self-contained bubble by supervising staff.
- As far as possible visitors to site will be limited and where possible no visitors will be allowed on site or face to face meetings undertaken, where an emergency or safeguarding need means a face to face meeting is necessary to safeguard a child, this will take place in the main reception area. Full PPE is also available.
- Make clear to parents and carers that they cannot gather at entrance gates or doors, or enter the site (unless they have a pre-arranged appointment, which should be conducted safely). Communication can be done via email or phone.
- Visitors will be advised that they cannot enter the site unless they have a pre-arranged appointment, which should be conducted safely. Contact details of all visitors will be taken in line with Test and Trace protocols.
- If it is agreed that a visitor does need to enter the school, they should give their details to the Receptionist – name, company, car registration, arrival time and who they are visiting, these details should be recorded on a daily sheet attached to a clipboard by the employee on Reception, which can then be taken outside in the event of a fire alarm. Neither visitors nor staff should use the touch screen or sign in themselves using a pen to avoid sharing equipment.
- Visitors must adhere to school procedures with regards to safeguarding at all times whilst on site. DBS information must be checked prior to entering school. Cleaning of areas used will be covered.
- The visitors should be given a disposable visitor badge (either a stick on label or a label in a plastic wallet that can be binned after use). The Receptionist will enter the time of leaving on the sheet and the badge should be placed in a lidded bin by the visitor.
- Implement staggered drop off and pick up times for different groups of children.
- Tell parents that if their child needs to be accompanied to the education or childcare setting, only one parent should attend.
- Staff supervision throughout drop off/pick up to encourage and insist on social distancing.
- Signage will be displayed outside and inside the building regarding social distancing and good hygiene to reinforce, encourage and promote this for staff, parents, carers and children.
- Everyone should use a tissue or elbow to cough or sneeze and use bins for tissue waste ('catch it, bin it, kill it').
- Ensure there are lidded bins for tissues and these are emptied throughout the day. PPE and used tissues must be placed into the lidded bins in every classrooms or office areas.
- In line with safe working practices, staff and adults at Mereside Primary Academy, are asked to where a face mask or covering when travelling around school and in communal areas. They must also be worn when the children are entering or leaving school and when dealing with parents, unless covered by those that are exempt from doing so. Where a staff member is exempt, a COVID risk assessment will be carried out.
- Parents are to wear a face covering or mask when dropping or picking up their children from school. This includes on the playgrounds and any other areas of the school site.
- At Mereside Primary Academy, to limit the number of visitors into school when carrying out Recruitment of staff, alternative recruitment processes are in place in line with FCAT HR Processes and Procedures.

Remaining level of risk		Consider level of risk following use of control measures	
HIGH	MEDIUM	LOW	NEGLIGIBLE

Issue that could cause harm:		Lack of social distancing and poor hygiene during break/ playtimes and lunchtimes which could increase the risk and rate of transmission of coronavirus (COVID-19)	
Existing level of risk:			
HIGH	MEDIUM	LOW	NEGLIGIBLE

How to manage it (control measures)	List your control measures required to reduce risk – add appropriate detail about the type and location of controls		
<ul style="list-style-type: none"> Stagger break times (including lunch), so that all children are not moving around the school at the same time and that any corridors or circulation routes used have a limited number of children or young people using them at any time. Lunch service will be extended. Lunches will be served and eaten in classrooms except Early Years who will move to the school hall for theirs. Access rooms directly from outside where possible to reduce mixing of groups. Ensure that children and young people are in the same small groups at all times each day, and different groups are not mixed during the day, or on subsequent days. Ensure that the same staff are assigned to each group of children and, as far as possible, these stay the same during the day and on subsequent days.. Changing the assignment of staff to each group of children will be a last resort but may be necessary for example due to staff absence. There will be allocated different areas for different groups of children and staff. Movement will be managed to minimise proximity of groups. Children and young people should clean their hands regularly including when they arrive at school, when they return from breaks, when they change rooms and before and after eating. Ensure there is enough time built into the daily timetable to wash hands at regular intervals throughout the day and additional handwashing facilities installed, if required. Children and young people should clean their hands before and after eating and enter in the groups they are already in, groups should be kept apart as much as possible and tables should be cleaned between each group. If such measures are not possible, children should be brought their lunch in their classrooms Prop doors open, where safe to do so (bearing in mind fire safety and safeguarding), to limit use of door handles and aid ventilation. Where possible, all spaces should be well ventilated using natural ventilation (opening windows) or ventilation units. Mechanical ventilation systems – these should be adjusted to increase the ventilation rate wherever possible, and checked to confirm that normal operation meets current guidance (if possible, systems should be adjusted to full fresh air or, if not, then systems should be operated as normal as long as they are within a single room and supplemented by an outdoor air supply) Display signage will be outside and inside the building regarding social distancing and good hygiene to reinforce, encourage and promote this for staff and children. There will be the use of markers e.g. paint/tape outside school and inside school at 1 metre plus (ideally 2m) intervals to encourage and maintain the maximum possible social distancing for children and adults. Children and young people should clean their hands after sneezing or coughing, should be encouraged not to touch their mouth, eyes and nose, should use a tissue or elbow to cough or sneeze and use bins for tissue waste ('catch it, bin it, kill it'). This will be enforced and reminded by staff. Ensure there are lidded bins in break/playtime and lunchtime areas for tissues and these are emptied throughout the day. Ensure that sufficient handwashing facilities are available. Where a sink is not nearby, provide hand sanitiser or skin cleaning wipes in play/break time and lunchtime areas. Reduce break/playtime equipment. Remove soft furnishings, soft toys and toys that are hard to clean (such as those with intricate parts). Consider how play equipment is used ensuring it is appropriately cleaned between groups of children using it, and that multiple groups do not use it simultaneously. (Appendix A Premises / cleaning protocol). Games will be discussed which will encourage social distancing e.g. football passing and no sharing of equipment for games e.g. do not play catch, cordon off outdoor play equipment. There will be staff supervision throughout break/play and lunchtimes to actively encourage and insist on social distancing. Primary playground equipment will be cleaned more frequently and at least daily. Any sports or other equipment shared between bubbles or classes e.g. sports, art, science will be cleaned frequently and meticulously between use by other groups of children. Water fountains have been turned off. In line with safe working practices, staff and adults at Mereside Primary Academy, are asked to where a face mask or covering when travelling around school and in communal areas and are able to wear their mask or face covering during the day if they wish to do so. 			
Remaining level of risk	Consider level of risk following use of control measures		
HIGH	MEDIUM	LOW	NEGLIGIBLE
Issue that could cause harm: Existing level of risk		Lack of social distancing and poor hygiene during staff break or lunch times which could increase the risk and rate of transmission of coronavirus (COVID-19)	

HIGH	MEDIUM	LOW	NEGLIGIBLE
How to manage it (control measures)		List your control measures required to reduce risk – add appropriate detail about the type and location of controls	
		<ul style="list-style-type: none">• The Staff room will be properly cleaned at the start and end of each day and surfaces cleaned more regularly than normal throughout the day. (Cleaning schedule).• Bubble timetables will allow staggered break and lunch times.• There will be a limit on the number of people in the staffroom at any one time and is currently only accessible by a bubble at any one time. The staff room is currently not available for resting and socialising within.• Ensure that sufficient handwashing facilities are available. Where a sink is not nearby, provide hand sanitiser or skin cleaning wipes in staff rooms. Sanitiser station and handwashing facilities are available in the staffroom.• Staff will be asked to clean hands upon arrival and exit from the staff room - wash hands thoroughly for at least 20 seconds with hot running water and soap and dry them thoroughly or use alcohol hand rub, sanitiser or skin cleaning wipes ensuring that all parts of the hands are covered• Prop doors open, where safe to do so (bearing in mind fire safety and safeguarding), to limit use of door handles and aid ventilation.• Where possible, all spaces should be well ventilated using natural ventilation (opening windows) or ventilation units• Mechanical ventilation systems – these should be adjusted to increase the ventilation rate wherever possible, and checked to confirm that normal operation meets current guidance (if possible, systems should be adjusted to full fresh air or, if not, then systems should be operated as normal as long as they are within a single room and supplemented by an outdoor air supply)• Ensure chairs in staff rooms use back-to-back or side-to-side (rather than face-to-face) whenever possible. Staff will leave one full seat between themselves and the next person and will ensure that they are 1 metre plus (ideally 2m) apart. Any remaining furniture will be removed. Staff will not be able to congregate in the staff room in large numbers (i.e. no more than 10). Staff will be advised not to enter the room if it is already occupied to capacity.• Signage will be displayed outside and inside the building regarding social distancing and good hygiene to reinforce, encourage and promote this for staff.• In line with safe working practices, staff and adults at Mereside Primary Academy, are asked to where a face mask or covering when travelling around school and in communal areas and are able to wear their mask or face covering during the day if they wish to do so.	
Remaining level of risk		Consider level of risk following use of control measures	
HIGH	MEDIUM	LOW	NEGLIGIBLE

Issue that could cause harm:		Lack of social distancing in the corridors which could increase the risk and rate of transmission of coronavirus (COVID-19)		
Existing level of risk:				
HIGH		MEDIUM	LOW	NEGLIGIBLE
How to manage it (control measures)		List your control measures required to reduce risk – add appropriate detail about the type and location of controls		
<ul style="list-style-type: none">• Generally students will remain in the same classroom for most of the week for N-Y6• Stagger break times (including lunch), so that all children are not moving around the school at the same time and that any corridors or circulation routes used have a limited number of children or young people using them at any time.• Access rooms directly from outside where possible to reduce mixing of groups.• Circulation plans have been reviewed.• One-way systems will be in operation where feasible.• Staff will be encouraged to communicate via phone, radio or e-mail to limit unnecessary movement of staff on corridors.• Prop doors open (except designated Firs Doors), where safe to do so (bearing in mind fire safety and safeguarding), to limit use of door handles and aid ventilation.• Where possible, all spaces should be well ventilated using natural ventilation (opening windows) or ventilation units. The movement of pupils around school will be minimised as much as possible.• Mechanical ventilation systems – these should be adjusted to increase the ventilation rate wherever possible, and checked to confirm that normal operation meets current guidance (if possible, systems should be adjusted to full fresh air or, if not, then systems should be operated as normal as long as they are within a single room and supplemented by an outdoor air supply)• Pupils will remain in classrooms with exceptions of break/lunch times and toilet breaks.• Pupils will be reminded periodically regarding observing social distancing guidance whilst circulating• Children and young people will be asked to walk in a single file on the corridor and consider having a member of staff at the front and back of the line to supervise and actively encourage and insist on social distancing.• Signage will be on corridors regarding social distancing to reinforce, encourage and promote this.• The lift will not be used except by the site team, children who can't use rooms upstairs will be accommodated in a bubble downstairs.				

Remaining level of risk		Consider level of risk following use of control measures		
HIGH		MEDIUM	LOW	NEGLIGIBLE
Issue that could cause harm:		Contact with surfaces/shared resources and poor hygiene which could increase the risk and rate of transmission of coronavirus (COVID-19)		
Existing level of risk:				
HIGH		MEDIUM	LOW	NEGLIGIBLE
How to manage it (control measures)		List your control measures required to reduce risk – add appropriate detail about the type and location of controls		
		<ul style="list-style-type: none">Learning environments will be properly cleaned at the start and end of each day and properly cleaned as per the cleaning schedule between uses by different groups of children. Live cleaning of high use areas (door handles, toilets, canteen tables and bannisters) will happen throughout the day. In addition each class will be equipped with cleaning equipment (sanitising gel and tissues). All surfaces will be cleaned thoroughly at the start and end of each day as well as more regularly than normal throughout the day across school. (Cleaning schedule / Cleaning RA).Clean surfaces that children and young people are touching, such as toys, books, desks, chairs, tables, doors, sinks, toilets, light switches, bannisters, more regularly than normal. (Cleaning schedule / Cleaning RA).Shared materials (such as IPADS/Chromebooks) and surfaces should be cleaned and disinfected more frequently than normal. (Cleaning schedule / Cleaning RA).Ensure that sufficient handwashing facilities are available across the school. Where a sink is not nearby, provide hand sanitiser or skin cleaning wipes.Children and staff to wash hands/use sanitiser frequently throughout the day - wash hands thoroughly for at least 20 seconds with hot running water and soap and dry them thoroughly with paper towels or use alcohol hand rub, sanitiser or skin cleaning wipes ensuring that all parts of the hands are covered.Children and young people should clean their hands on arrival at the setting, before and after eating, after sneezing or coughing, should be encouraged not to touch their mouth, eyes and nose, should use a tissue or elbow to cough or sneeze and use bins for tissue waste ('catch it, bin it, kill it')Ensure there are lidded bins in break/playtime and lunchtime areas for tissues and these are emptied throughout the day. Lidded bins throughout the academySignage will be displayed across school regarding hand washing to reinforce, encourage and promote this for staff and children.Disinfectant trigger spray and PPE in each learning environment (gloves, masks, aprons for use if required).Full stock of soap and sanitiser will be maintained at all times.Prop doors open (not designated Fire Doors), where safe to do so (bearing in mind fire safety and safeguarding), to limit use of door handles and aid ventilation.Mechanical ventilation systems – these should be adjusted to increase the ventilation rate wherever possible, and checked to confirm that normal operation meets current guidance (if possible, systems should be adjusted to full fresh air or, if not, then systems should be operated as normal as long as they are within a single room and supplemented by an outdoor air supply)Learning will be planned so resources are individual and not shared – or on white board.Resources will be on tables ready for learning and not distributed during the learning.Use plastic packets (zippy) bags used for individual resources. Each child will have a set of basic equipment/resources to use and sharing of resources will not take place unless disinfected regularly.Limit the amount of shared resources that are taken home and limit exchange of take-home resources between children, young people and staff. Children cannot bring any resources from home e.g. iPad & pencil cases and no resources taken home from school to reduce the risk of cross contaminationSeek to prevent the sharing of stationery and other equipment where possible. Children will all have their own personal resources which will remain within their allocated space within their allocated room. These will be kept in a plastic zip wallet and the pupils will ensure their resources are put into their wallet at the end of the morning (i.e. before lunch) and at the end of the school day to enable cleaning of desks and surfaces in classrooms.Practical lessons can go ahead if equipment can be cleaned thoroughly and properly cleaned between different groups of children. Specific guidance for practical subjects such as music and science will be fully implemented according to published DfE and CLEAPPS guidelines. Equipment will be thoroughly cleaned between its use by different children. Music group sizes will be limited, practical work will take place in larger spaces/outside and children will be positioned and undertake activities to minimise possible transmission.Children will keep to their desks when in the learning environment, wherever possible.Where possible seating plans will place children at the same desk each day on consecutive days.Equipment can be shared within bubbles but must be thoroughly cleaned (or left for 72 hours) if it is to be used in another bubble.		
Remaining level of risk		Consider level of risk following use of control measures		

HIGH	MEDIUM	LOW	NEGLIGIBLE
------	--------	-----	------------

Issue that could cause harm:		Lack of cleaning which could increase the risk and rate of transmission of coronavirus (COVID-19)	
Existing level of risk			
HIGH	MEDIUM	LOW	NEGLIGIBLE
How to manage it (control measures)		List your control measures required to reduce risk – add appropriate detail about the type and location of controls	
<ul style="list-style-type: none">Follow the <u>COVID-19: cleaning of non-healthcare settings guidance</u>School to be properly cleaned at the start and end of each day and properly cleaned between uses by different groups of children. Learning environments to be properly cleaned at the start and end of each day and properly cleaned between uses by different groups of children. Live cleaning of high use areas (door handles, toilets, canteen tables and bannisters) will happen throughout the day. In addition each bubble will be equipped with cleaning equipment (sanitising gel and tissues). All surfaces will be cleaned thoroughly at the start and end of each day as well as more regularly than normal throughout the day across school. Cleaning routines and rotas will be reviewed, fully updated and implemented ahead of full reopening.Clean surfaces that children and young people are touching, such as toys, books, desks, chairs, tables, doors, sinks, toilets, light switches, bannisters, more regularly than normal.Shared materials and surfaces should be cleaned and disinfected more frequently than normal.PPE will be worn by all cleaning staff in accordance with <u>COVID-19: cleaning of non-healthcare settings guidance</u>.All cleaning staff have been trained in all the extra measures and use of PPE as stated in the cleaning RA and evidenced.Remove soft furnishings, soft toys and toys that are hard to clean (such as those with intricate parts) (Cleaning schedule / Cleaning RA).Deep clean of the academy before wider re-opening.To ensure effective stock control and sufficient stock of cleaning materials, hygiene materials and PPE in line with cleaning schedule.Ensure there are lidded bins across school for tissues and these are emptied throughout the day.Anti-bacterial surfaces wipes and PPE in each learning environment (gloves, masks, aprons for use if required). COSHH Regulated cleaning provisions are available for cleaning which includes Disinfectant cleaning chemicals.All of the above are within the cleaning RA			
Remaining level of risk		Consider level of risk following use of control measures	
HIGH	MEDIUM	LOW	NEGLIGIBLE

Issue that could cause harm:		Risk of spreading virus due to close contact with parents / carers / visitors / contractors / children – 1:1 and restraint which could increase the risk and rate of transmission of coronavirus (COVID-19)	
Existing level of risk			
HIGH	MEDIUM	LOW	NEGLIGIBLE
How to manage it (control measures)		List your control measures required to reduce risk – add appropriate detail about the type and location of controls	
<ul style="list-style-type: none">• Seek expert guidance re support for children with behaviour difficulties – that might need restraint and display spitting, biting etc. leading to the implementation of individual risk assessments.• Reduced timetable/exclusion/inclusion considered if necessary to manage the behaviour of children and young people and minimise risk to staff.• PPE is available for use where 1 metre plus (ideally 2m) distance cannot be maintained.• Glass window in situ at the main reception area.• Essential contractors, including those who deliver food, to be informed on how they may access the premises and what precautions are expected of them while they are on site.• Regular reminders issued to staff regarding protocols and in turn to children.• Anti-bacterial surfaces wipes and PPE in each learning environment (gloves, masks, aprons for use if required). COSHH Regulated cleaning provisions are available for cleaning which includes Disinfectant cleaning chemicals.• Staff working within the Behaviour/Core Team will ensure that regular cleaning in between working with groups or bubbles.• In line with safe working practices, face masks should be worn by staff where possible and must be worn if dealing with parents and are able to wear their mask or face covering during the day if they wish to do so.• If parents are permitted into school (i.e. for behaviour purposes) they must wear a face mask/covering.			
Remaining level of risk		Consider level of risk following use of control measures	
HIGH	MEDIUM	LOW	NEGLIGIBLE

Issue that could cause harm:		First Aid/Accident/Administering medicines/EHP/Personal Care which could increase the risk and rate of transmission of coronavirus (COVID-19)	
Existing level of risk:			
HIGH		MEDIUM	LOW
NEGLIGIBLE			
How to manage it (control measures)		List your control measures required to reduce risk – add appropriate detail about the type and location of controls	
<ul style="list-style-type: none">There will be a member of First Aid trained staff on site and only trained staff carry out First Aid (for primary requires Paediatric First Aid). All primary first Aiders are paediatric trained.There is a full and complete first aid stock on site at all times.FCAT First Aid, Accident Administering medicines and EHP Policies are followed.Staff should wear full PPE (including visor) if a child or young person becomes unwell with symptoms of coronavirus while in their setting and needs direct personal care until they can return home. A fluid-resistant surgical face mask should be worn by the supervising adult if a distance of 1 metre plus (ideally 2m) cannot be maintained. If contact with the child or young person is necessary, then disposable gloves, a disposable apron and a fluid-resistant surgical face mask should be worn by the supervising adult. If a risk assessment determines that there is a risk of splashing to the eyes, for example from coughing, spitting, or vomiting, then eye protection should also be worn.Staff should wear PPE for children, young people and students whose care routinely already involves the use of PPE due to their intimate care needs. They should continue to receive their care in the same way.Some pupils with complex needs will struggle to maintain as good respiratory hygiene as their peers, for example those who spit uncontrollably or use saliva as a sensory stimulant. Staff should wear PPE when supporting pupils with complex needs as outlined above.Full and complete stock of PPE will be on site at all times.Anti-bacterial surfaces wipes and PPE in each learning environment (gloves, masks, aprons for use if required). COSHH Regulated cleaning provisions are available for cleaning which includes Disinfectant cleaning chemicals.			
Remaining level of risk		Consider level of risk following use of control measures	
HIGH		MEDIUM	LOW
NEGLIGIBLE			

Issue that could cause harm:		Safeguarding checking how the academy is safeguarding children and young people during the remaining partial closure of schools and in the wider opening.	
Existing level of risk			
HIGH	MEDIUM	LOW	NEGLIGIBLE
How to manage it (control measures)		List your control measures required to reduce risk – add appropriate detail about the type and location of controls	
<ul style="list-style-type: none">All academy safeguarding procedures and reporting mechanisms operate in full and in the usual way. Any safeguarding concerns will be reported, recorded, managed and referred as appropriate, using existing procedures as set out in the FCAT Safeguarding and Child Protection Policy.SLT will ensure that targeted and effective pastoral care is in place to support children designed to meet individual and collective needs.Where working from home is required for the DSL or other safeguarding team member, then regular meetings are in place to ensure safeguarding matters are addressed			
Remaining level of risk		Consider level of risk following use of control measures	
HIGH	MEDIUM	LOW	NEGLIGIBLE

Issue that could cause harm:		Emotional distress of the children - including mental health conditions.		
Existing level of risk				
HIGH		MEDIUM	LOW	NEGLIGIBLE
How to manage it (control measures)		List your control measures required to reduce risk – add appropriate detail about the type and location of controls		
<ul style="list-style-type: none">Children and young people will be in the same small groups and as far as possible with the same staff assigned to that group of children which will support consistency and stability.Consideration will be given to curriculum delivery to ensure transition is supported and successful from home to school.SLT will ensure that targeted and effective pastoral care is in place to support children designed to meet individual and collective needs.Class teachers will identify pupils who may need further support from the pastoral team.Training materials published by DfE will be used when available to support targeted emotional health interventions by school staff				

<ul style="list-style-type: none"> For all students, weekly information sessions and PSHE lessons will be provided (supported by RSHE training materials produced by DfE) to keep children updated regarding COVID-19 and to reduce anxiety. This will be delivered to all year groups through phase briefings to pupils using remote sessions. Education Psychologists and counselling services through Trinity are available to be accessed via the DSL and appropriate referral systems. 			
Remaining level of risk		Consider level of risk following use of control measures	
HIGH	MEDIUM	LOW	NEGLIGIBLE

Issue that could cause harm:		Emotional distress of the staff – including mental health conditions.		
Existing level of risk				
HIGH		MEDIUM	LOW	NEGLIGIBLE
How to manage it (control measures)		List your control measures required to reduce risk – add appropriate detail about the type and location of controls		
<ul style="list-style-type: none">SLT will ensure continuous clear and effective communication with staff regarding the detail of plans for the phased wider re-opening of schools and this COVID-19 risk assessment and control measures in advance to aim to minimise uncertainty and anxiety.The School will have access to well-being support through Occupational Health, Trinity and through the SAS wellness package for staff to access.SLT are on site every day for staff to share any questions or concerns withContinued access for staff to remote wellbeing support from qualified professionals via Line Manager or teamfcatswellbeing@fcats.org.uk monitored by HR daily.Ongoing signposting of staff to online/phone wellbeing support.Ongoing review of COVID-19 risk assessment to ensure control measures are implemented and updated if necessary to maintain a safe working environment.To promote the Team FCAT Work and Wellbeing charter.The Headteacher (or delegated senior leader) will operate regular meetings with school based union representatives (where these are in situ) in order for any concerns to be addressed.As much notice as possible will be provided to staff of any changes to working patterns.If a member of staff wishes to wear items of PPE out of their own personal preference e.g. a face covering to come into work – we will be supportive of their decision. If a member of staff wishes to wear an item of PPE out of personal choice – the member of staff should provide their own PPE and this should not be provided by school/taken from school supplies				
Remaining level of risk		Consider level of risk following use of control measures		
HIGH		MEDIUM	LOW	NEGLIGIBLE

Issue that could cause harm:		Risk of COVID-19 illness to extremely clinically vulnerable and clinically vulnerable children, staff and family members.	
Existing level of risk			
HIGH	MEDIUM	LOW	NEGLIGIBLE
How to manage it (control measures)		List your control measures required to reduce risk – add appropriate detail about the type and location of controls	

Staff who are clinically extremely vulnerable (CEV)			
<ul style="list-style-type: none"> Following the reduction in the prevalence of coronavirus (COVID-19) and relaxation of shielding measures from 1 August, we expect that most staff will attend school. It remains the case that wider government policy advises those who can work from home to do so. We recognise this will not be applicable to most school staff, but where a role may be conducive to home working, for example some administrative roles, school leaders should consider what is feasible and appropriate. Individuals who were considered to be clinically extremely vulnerable and received a letter advising them to shield are now advised that they can return to work from 1 August as long as they maintain social distancing. School leaders should be flexible in how those members of staff are deployed to enable them to work remotely where possible or in roles in school where it is possible to maintain social distancing. People who live with those who are clinically extremely vulnerable or clinically vulnerable can attend the workplace. Staff who are clinically vulnerable or extremely clinically vulnerable The measures outlined in the DfE guidance for full opening of schools (page 1 of this risk assessment) will be applied and will mitigate risks significantly for staff, including those who are extremely clinically vulnerable and clinically vulnerable. This will allow most staff to return to the workplace, although we advise those in the most at risk categories to take particular care while community transmission rates continue to fall. FCAT still wishes to support staff in continuing to work from home, if able to do so, balancing this with increasing operational requirements. Staff who are extremely clinically vulnerable (those who have received a letter from Government or clinician advising them to shield) will be asked to work from home as per FCAT Policy. 			

- Staff who are clinically vulnerable will be able to return to work following FCAT advice which will be in line with current Government guidelines. Government advice is available for colleagues in these categories and those who are pregnant. Education and childcare settings should endeavour to support flexible deployment where possible.
- The government is currently undertaking an official review of whether factors including ethnicity can affect people's vulnerability to COVID-19. The government has said this is because a disproportionately higher number of people have died from COVID-19 from black, Asian and minority ethnic (BAME) backgrounds. As such the trust will undertake individual risk assessments for any staff who are within the high risk category and/or BAME background as outlined in bullet point 6 above.
- Staff and children living with those that are extremely clinically vulnerable/clinically vulnerable can attend school and work with children or adults adhering to this risk assessment.
- Staff who are considered as vulnerable or clinically vulnerable and over the age of 60 should have a COVID risk assessment carried out by the Headteacher or SBM in her absence.

With effect from 1st April 2021

- CEV staff are currently advised not to attend the workplace. Staff who are CEV will previously have received a letter from the NHS or their GP telling them this (no new letter is required), and there is [guidance for everyone in this group](#). It provides advice on what additional measures individuals in this group can take.
- Employers should talk to their staff about how they will be supported, including working from home.
- You should continue to pay CEV staff on their usual terms.
- Those living with someone who is CEV can still attend work where home-working is not possible and should ensure they maintain good prevention practice in the workplace and home settings.
- Shielding advice is being paused nationally from 31 March. From 1 April, CEV individuals are no longer advised to shield but must continue to follow the rules in place for everyone under the current national restrictions. Staff in schools who are CEV will be advised to continue to work from home where possible, but if they cannot work from home should attend their workplace.
- CEV individuals (over 18) have been prioritised for vaccination in phase 1 before the general population and in line with the priority ordering set by the Joint Committee on Vaccination and Immunisation.
- Current DHSC guidance advises that CEV individuals should continue to shield until 1 April, even after they have been vaccinated. This may change as we get further data on the effects of vaccination.

Pupils who are clinically extremely vulnerable (CEV)

- Where a pupil is unable to attend school because they are complying with clinical and/or public health advice, school will immediately offer them access to remote education. Schools should monitor engagement with this activity.
- Where children are not able to attend school as parents are following clinical and/or public health advice, absence will not be penalised. All other pupils must attend school
- Shielding advice for all adults and children will pause on 1 August 2020, subject to a continued decline in the rates of community transmission of coronavirus (COVID-19). This means that even the small number of pupils who will remain on the shielded patient list can also return to school, as can those who have family members who are shielding. If rates of the disease rise, children (or family members) may be advised to shield during the period where rates remain high and therefore they may be temporarily absent. In this event remote learning provision will be activated immediately.
- Parents of pupils and staff with significant risk factors should discuss their concerns with pastoral staff and senior leaders respectively.
- It is anticipated that fewer young people will be advised to shield and that the majority of pupils will be able to return to school. Some pupils no longer required to shield but who generally remain under the care of a specialist health professional may need to discuss their care with their health professional before returning to school (usually at their next planned clinical appointment).
- Parents of pupils and staff with significant risk factors should discuss their concerns with pastoral staff and senior leaders.

Remaining level of risk		Consider level of risk following use of control measures	
HIGH	MEDIUM	LOW	NEGLIGIBLE

Issue that could cause harm:		Staff health and wellbeing when working from home for which FCAT remains responsible for as the employer.		
Existing level of risk				
HIGH		MEDIUM	LOW	NEGLIGIBLE
How to manage it (control measures)		List your control measures required to reduce risk – add appropriate detail about the type and location of controls		

- Line Managers to maintain regular and reasonable contact with staff in their teams.
- Staff will be encouraged to undertake a workstation risk assessment and consider any equipment staff may require in order to work from home safely.
- Encourage staff to take short and regular rest breaks when using a computer screen.
- To encourage staff not to work excessively long hours and to take a lunch break.
- To promote the Team FCAT Work and Wellbeing Charter.
- Continued access for staff to remote wellbeing support from qualified professionals via Line Manager or teamfcatawellbeing.fcata.org.uk monitored by HR daily.
- Ongoing signposting of staff to Trinity, SAS and online/phone wellbeing support.

Remaining level of risk		Consider level of risk following use of control measures	
HIGH	MEDIUM	LOW	NEGLIGIBLE

Issue that could cause harm:	Lack of Social Distancing and poor hygiene in staff offices and meeting rooms which could increase the risk and rate of transmission of coronavirus (COVID-19)
------------------------------	--

Existing level of risk			
HIGH	MEDIUM	LOW	NEGLIGIBLE

How to manage it (control measures)	List your control measures required to reduce risk – add appropriate detail about the type and location of controls
-------------------------------------	---

- Staff offices will be properly cleaned at the start and end of each day and surfaces (e.g. desks, door and window handles, light switches etc.) cleaned more regularly than normal throughout the day. A cleaning schedule will be in place to ensure that all offices are cleaned daily, in the case of meeting rooms, these will be cleaned. Cleaning equipment will be provided to all offices should staff wish to clean additionally during the day. Offices that do not need to be used will remain closed.
- Offices which normally accommodate more than 1 person and which can't when socially distancing will be restricted to 1 person (2 if space permits). Distances of 1 metre plus (ideally 2m) will be required and offices will be reorganised to avoid face to face working.
- Limit the number of people in office at any one time.
- Use back-to-back or side-to-side working (rather than face-to-face) whenever possible.
- Reducing the number of people each person has contact with by using 'fixed teams or partnering' (so each person works with only a few others).
- Provide hand sanitiser or skin cleaning wipes in offices and meeting rooms. Anti-bacterial surfaces wipes and PPE in each learning environment (gloves, masks, aprons for use if required). COSHH Regulated cleaning provisions are available for cleaning which includes Disinfectant cleaning chemicals.
- Staff will be asked to clean hands upon arrival and exit from the office and regularly throughout the day - wash hands thoroughly for at least 20 seconds with hot running water and soap and dry them thoroughly with paper towels or use alcohol hand rub, sanitiser or skin cleaning wipes ensuring that all parts of the hands are covered
- Prop doors open, where safe to do so (bearing in mind fire safety and safeguarding), to limit use of door handles and aid ventilation.
- Where possible, all spaces should be well ventilated using natural ventilation (opening windows) or ventilation units
- Mechanical ventilation systems – these should be adjusted to increase the ventilation rate wherever possible, and checked to confirm that normal operation meets current guidance (if possible, systems should be adjusted to full fresh air or, if not, then systems should be operated as normal as long as they are within a single room and supplemented by an outdoor air supply)
- Signage will be displayed in offices regarding social distancing and good hygiene to reinforce, encourage and promote this for staff.
- Avoiding use of hot desks and spaces and, where not possible, for example, call centres or training facilities, cleaning and sanitising workstations between different occupants including shared equipment. Staff room computer workstations cannot be used and alternative IT facilities will be provided.
- Use remote working tools to avoid in-person meetings.
- Only absolutely necessary participants should attend meetings and should maintain 2m separation throughout.
- Avoiding transmission during meetings, for example avoiding sharing pens and other objects.
- Hold meetings outdoors or in well-ventilated rooms whenever possible.

Remaining level of risk		Consider level of risk following use of control measures	
HIGH	MEDIUM	LOW	NEGLIGIBLE

Issue that could cause harm:	The continued prioritisation of vulnerable pupils and the children of key workers will create 'artificial groups' within schools when they reopen
------------------------------	---

Existing level of risk			
HIGH	MEDIUM	LOW	NEGLIGIBLE

How to manage it (control measures)	List your control measures required to reduce risk – add appropriate detail about the type and location of controls		
<ul style="list-style-type: none">Plans are in place to meet the learning needs of all children.Additional pastoral and SEND support is deployed wherever possible to support all prioritised pupils, who are those with additional needs.We will continue working to improve the attendance of vulnerable pupils and those from disadvantaged backgrounds and will proactively engage parents with support from the Local Authority Pupil Welfare Officer support school uses.A co-ordinated approach will be taken to plan for remote learning, such that these are seamless in the event of any future lockdownSome pupils who have difficulty engaging in remote education may be considered to be vulnerable children and therefore eligible to attend provision. It is up to the child's education provider or local authority to make this decision based on the needs of the child and their family, and a range of other factors, as set out in the guidance			
Remaining level of risk	Consider level of risk following use of control measures		
HIGH	MEDIUM	LOW	NEGLIGIBLE

Issue that could cause harm:		Curriculum organisation	
Existing level of risk			
HIGH	MEDIUM	LOW	NEGLIGIBLE
How to manage it (control measures)		List your control measures required to reduce risk – add appropriate detail about the type and location of controls	
<ul style="list-style-type: none">• Gaps in learning are assessed and addressed in teachers' planning.• Home and remote learning is continuing and is calibrated to complement in-school learning, curriculum plans and to address gaps identified.• Plans for intervention are in place for those pupils who have fallen behind in their learning.• The curriculum has been planned to maintain staff teaching across a maximum of 2 bubbles and allow for increased time in core subjects to support students in returning to school.• Schools can hold PE lessons indoors, including those that involve activities related to team sports, for example practising specific techniques, within their own system of controls. However, outdoor activities and sports should be prioritised where possible, and large indoor spaces used where it is not, maximising natural ventilation flows (through opening windows and doors or using air conditioning systems wherever possible) distancing between pupils and paying scrupulous attention to cleaning and hygiene. This is particularly important in a sports setting because of the way in which people breathe during exercise. External facilities can also be used by schools in line with government guidance for the use of, and travel to and from, those facilities.			
Remaining level of risk		Consider level of risk following use of control measures	
HIGH	MEDIUM	LOW	NEGLIGIBLE

Issue that could cause harm		Physical Activity	
Existing level of risk			
HIGH	MEDIUM	LOW	NEGLIGIBLE
How to manage it (control measures)		List your control measures required to reduce risk – add appropriate detail about the type and location of controls	
<p>From 29 March, outdoor competition between different schools can take place.</p> <p>Indoor competition between different schools should not take place until wider indoor grassroots sport for under 18s is permitted. This will be no earlier than 12 April and we will confirm in due course.</p> <p>Refer to:</p> <ul style="list-style-type: none">• guidance on grassroot sports for public and sport providers, safe provision and facilities, and guidance from Sport England• advice from organisations such as the Association for Physical Education and the Youth Sport Trust• guidance from Swim England on school swimming and water safety lessons available at returning to pools guidance documents• using changing rooms safely <p>You can work with external coaches, clubs and organisations for curricular and extra-curricular activities. You must be satisfied that it is safe to do.</p> <p>Activities such as active miles, making break times and lessons active and encouraging active travel can help pupils to be physically active while encouraging physical distancing.</p>			
Remaining level of risk		Consider level of risk following use of control measures	
HIGH	MEDIUM	LOW	NEGLIGIBLE

Issue that could cause harm:	Specific lessons: e.g. Swimming lessons, including transport to and
-------------------------------------	--

		from and the use of materials	
Existing level of risk			
HIGH	MEDIUM	LOW	NEGLIGIBLE
How to manage it (control measures)		List your control measures required to reduce risk – add appropriate detail about the type and location of controls	
Swimming			
<ul style="list-style-type: none">Swimming when able to happen, is done at Moor Park Swimming baths.The Swimming co-ordinator is responsible for ensuring numbers are kept at safe levels and that pupils understand the requirements of their behaviours when leaving school to go swimming.Generic swimming risk assessments are in place and will run alongside this COVID safe risk assessment.			
Transport			
<ul style="list-style-type: none">The approach to dedicated transport e.g. to and from swimming lessons will align as far as possible with the principles underpinning the system of controls throughout the academy, including:grouping pupils on transport in the bubbles that are adopted within school and ensuring appropriate staff levels are in placeusing hand sanitiser or skin cleaning wipes upon boarding and/or disembarkingadditional cleaning of vehiclesorganised queuing and boardingdistancing within vehiclesAccompanying staff will wear face coverings and will adopt additional social distancing.			
Materials			
<ul style="list-style-type: none">Where specific materials are used e.g. water and Playdoh to stimulate manual dexterity, individual, named pots of substance will be used and will be put away safely after use so that children do not have access. Children will wash their hands before and after use. Water will be soapy, will have a limited number of children using it at a time and children will be directed to wash their hands before and afterwards. Water will be emptied and refilled at morning and lunchtime so that water is fresh water for each session.			
Remaining level of risk		Consider level of risk following use of control measures	
HIGH	MEDIUM	LOW	NEGLIGIBLE

Issue that could cause harm:		Educational Visits, including transport to and from	
Existing level of risk			
HIGH	MEDIUM	LOW	NEGLIGIBLE
How to manage it (control measures)		List your control measures required to reduce risk – add appropriate detail about the type and location of controls	
In line with current coronavirus (COVID-19) restrictions, we continue to advise against undertaking all educational visits.			
DfE recognises the significant benefits of educational visits for children's educational development as well as their mental health and wellbeing and is taking steps to allow children to enjoy visits in line with the government's roadmap. The roadmap is driven by data, not dates. The government will only move from one step to the next when it is safe to do so and based on 4 tests.			
For that reason, all dates are indicative and subject to change. Advice will be updated in line with the roadmap. More details will be provided as soon as they are available.			
In line with the roadmap, should step 2 commence as planned, schools can resume educational day visits no earlier than 12 April.			
Any educational day visits must be conducted in line with relevant coronavirus (COVID-19) secure guidelines and regulations in place at that time. This includes system of controls, such as keeping children within their consistent groups and the COVID-secure measures in place at the destination.			
Schools should undertake full and thorough risk assessments in relation to all educational visits to ensure they can be undertaken safely. As part of this risk assessment, schools will need to consider what control measures need to be used and follow wider advice on visiting indoor and outdoor venues. Schools should consult the health and safety guidance on educational visits when considering visits.			
Remaining level of risk		Consider level of risk following use of control measures	
HIGH	MEDIUM	LOW (NoVisits)	NEGLIGIBLE

Issue that could cause harm:		Risk of a person coming into work/school with COVID-19 which could increase the risk and rate of transmission of coronavirus (COVID-19)		
Existing level of risk				
HIGH		MEDIUM	LOW	NEGLIGIBLE
How to manage it (control measures)		List your control measures required to reduce risk – add appropriate detail about the type and location of controls		
<ul style="list-style-type: none">• Tell staff, children, young people, parents, carers or any visitors, such as suppliers, not to enter the education or childcare setting if they are displaying any symptoms of coronavirus (following the COVID-19: guidance for households with possible coronavirus infection).• If anyone becomes unwell with a new, continuous cough, a high temperature or a loss, or change to, your sense of smell or taste in an education or childcare setting, they must be isolated, sent home and advised to follow the COVID-19: guidance for households with possible coronavirus infection guidance.• Test and trace protocols will be applied in full• Proper cleaning of the area where anyone has become unwell with symptoms of COVID-19 should take place.• Everyone must wash their hands thoroughly for at least 20 seconds with soap and running water or use hand sanitiser or skin cleaning wipes after any contact with someone who is unwell.• If a child is awaiting collection, they should be moved, if possible, to a room where they can be isolated behind a closed door, depending on the age of the child and with appropriate adult supervision if required. For years 5/6 based on the top floor, this is the meeting room on the top floor. For year 5/6 based on the second floor this is the Art Room. For all year groups on the ground floor, this will be the Goldfish Room. Where these rooms are being used, the next available room from these assigned ones should be used instead. Ideally, a window should be opened for ventilation. If it is not possible to isolate them, move them to an area which is at least 1 metre plus (ideally 2m) away from other people, wherever possible.• If they need to go to the bathroom while waiting to be collected, they should use a separate bathroom if possible. The bathroom should be cleaned and disinfected using standard cleaning products before being used by anyone else.• PPE should be worn by staff caring for the child while they await collection if a distance of 1 metre plus (ideally 2m) cannot be maintained (such as for a very young child or a child with complex needs). A fluid-resistant surgical face mask should be worn by the supervising adult if a distance of 1 metre plus (ideally 2m) cannot be maintained. If contact with the child or young person is necessary, then disposable gloves, a disposable apron and a fluid-resistant surgical face mask should be worn by the supervising adult. If a risk assessment determines that there is a risk of splashing to the eyes, for example from coughing, spitting, or vomiting, then eye protection should also be worn.• Staff and parents/carers should be advised about testing for COVID-19 for keyworkers and children in school.• Academy SLT should ensure any confirmed cases of COVID-19 following a positive test result should be notified to Jane McCumiskey (FCAT COO) to ensure that the FCAT and DfE procedure in the event of this can be followed.• If anyone becomes unwell with a new continuous cough, or a high temperature, or has a loss/change in their normal sense of smell or taste (anosmia), they must be sent home to self-isolate for 10 days from when the symptomatic person first had symptoms and arrange to have a COVID test.• When the child, young person or staff member tests negative, they can return to their setting. Other fellow household members must continue their self-isolation period.• Where a child, young person or staff member tests positive, the academy will contact the local health protection team who will investigate and provide further guidance. The health protection team will provide definitive advice on who must be sent home.• The academy will maintain records of pupils and staff in each group and further close contacts• Where the child, young person or staff member tests positive, the rest of their class or group within their childcare or education setting should be sent home and advised to self-isolate for 10 days. The other household members of that wider class or group do not need to self-isolate unless the child, young person or staff member they live with in that group subsequently develops symptoms.• Household members of those contacts who are sent home do not need to self-isolate themselves unless the child, young person or staff member who is self-isolating subsequently develops symptoms. If someone in a class or group that has been asked to self-isolate develops symptoms themselves within their 10-day isolation period they should follow 'stay at home: guidance for households with possible or confirmed coronavirus (COVID-19) infection'. They should get a test, and:<ul style="list-style-type: none">• if the test delivers a negative result, they must remain in isolation for the remainder of the 10-day isolation period. This is because they could still develop the coronavirus (COVID-19) within the remaining days.• if the test result is positive, they should inform their setting immediately, and must isolate for at least 10 days from the onset of their symptoms (which could mean the self-isolation ends before or after the original 10-day isolation period). Their household should self-isolate for at least 10 days from when the symptomatic person first had symptoms, following 'stay at home: guidance for households with possible or confirmed coronavirus (COVID-19) infection'				

<ul style="list-style-type: none"> As part of the national test and trace programme, if other cases are detected within the cohort or in the wider setting, Public Health England's local health protection teams will conduct a rapid investigation and will advise schools and other settings on the most appropriate action to take. In some cases a larger number of other children, young people may be asked to self-isolate at home as a precautionary measure – perhaps the whole class, site or year group. Where settings are observing guidance on infection prevention and control, which will reduce risk of transmission, closure of the whole setting will not generally be necessary. Schools should not request evidence of negative test results or other medical evidence before admitting children or welcoming them back after a period of self-isolation. 			
Remaining level of risk		Consider level of risk following use of control measures	
HIGH	MEDIUM	LOW	NEGLIGIBLE

Issue:		Risk of renewed local lockdown impacting on the ability to open school.	
Existing level of risk			
HIGH	MEDIUM	LOW	NEGLIGIBLE
How to manage it (control measures)		List your control measures required to reduce risk – add appropriate detail about the type and location of controls	
<ul style="list-style-type: none">Academy SLT to agree to a contingency plan.Academy to implement a contingency plan for any partial/full closure of the school in conjunction with Executive Headteacher and the Trust, in response to the circumstances presented. This will include communication for children, staff, parents/carers and the implementation of remote learning arrangements.			
Remaining level of risk		Consider level of risk following use of control measures	
HIGH	MEDIUM	LOW	NEGLIGIBLE

Issue:		The number of staff who are available is lower than that required to teach classes in school and operate effective home learning and premises / site operation.	
Existing level of risk			
HIGH	MEDIUM	LOW	NEGLIGIBLE
How to manage it (control measures)		List your control measures required to reduce risk – add appropriate detail about the type and location of controls	
<p>The health status and availability of every member of staff is known and is regularly updated so that deployment can be planned.</p> <ul style="list-style-type: none">• Full use is made of those staff who are self-isolating but who are well enough to teach lessons online.• Flexible and responsive use of teaching assistants and pastoral staff to supervise classes is in place.• Full use is made of testing to inform staff deployment.• A blended model of home learning and attendance at school is planned for and utilised as necessary.			
Remaining level of risk		Consider level of risk following use of control measures	
HIGH	MEDIUM	LOW	NEGLIGIBLE

Issue that could cause harm:		Travel to and from work/school for staff/children which could increase the risk and rate of transmission of coronavirus (COVID-19).	
Existing level of risk			
HIGH	MEDIUM	LOW	NEGLIGIBLE
How to manage it (control measures)		List your control measures required to reduce risk – add appropriate detail about the type and location of controls	
<ul style="list-style-type: none">• Encouraging parents and children and young people to walk or cycle to their education setting where possible and are aware of the Coronavirus (COVID-19): safer travel guidance for passengers when planning their travel• For any school that uses school buses - Pupils on dedicated school services do not mix with the general public on those journeys and tend to be consistent. This means that the advice for passengers on public transport to adopt a social distance of two metres from people outside their household or support bubble, or a 'one metre plus' approach where this is not possible, will not apply from the autumn term on dedicated transport. The approach to dedicated transport should align as far as possible with the principles underpinning the system of controls set out in this document and with the approach being adopted for your school. It is important to consider:			

- how pupils are grouped together on transport, where possible this should reflect the bubbles that are adopted within school
- use of hand sanitiser or skin cleaning wipes upon boarding and/or disembarking
- additional cleaning of vehicles
- organised queuing and boarding where possible
- distancing within vehicles wherever possible
- the use of face coverings for children over the age of 11, where appropriate, for example, if they are likely to come into very close contact with people outside of their group or who they do not normally meet
- Where using transport providers e.g. school buses; Academy SLT to review the transport provider's control measures for the risk of COVID-19 and to confirm if you are satisfied with these if children or your people from them.
- Taking appropriate actions to reduce risk if hygiene rules and social distancing is not possible, for example when transporting children and young people with complex needs who need support to access the vehicle or fasten seatbelts
- Encouraging staff to travel to work by personal vehicle, walk or cycle instead of using public transport. If public transport is the only option please confirm with the staff member that their travel is safe and social distancing is being followed i.e. no overcrowding on bus/train and use of face coverings
- Staff will be encouraged not to car share.

Remaining level of risk	Consider level of risk following use of control measures		
HIGH	MEDIUM	LOW	NEGLIGIBLE

Issue that could cause harm:	Communication failure with staff, parents, carers, children visitors, contractors, volunteers etc. which could increase the risk and rate of transmission of coronavirus (COVID-19)
-------------------------------------	--

Existing level of risk	HIGH	MEDIUM	LOW	NEGLIGIBLE
-------------------------------	-------------	---------------	------------	-------------------

How to manage it (control measures)	List your control measures required to reduce risk – add appropriate detail about the type and location of controls			
--	---	--	--	--

- Tell parents that if their child needs to be accompanied to the education or childcare setting, only one parent should attend. Parents are informed and communicated on a regular basis by ParenApp.
- Tell parents and young people their allocated drop off and collection times and the process for doing so, including protocols for minimising adult to adult contact (for example, which entrance to use)
- Make clear to parents that they cannot gather at entrance gates or doors, or enter the site (unless they have a pre-arranged appointment, which should be conducted safely).
- Advise visitors that they cannot enter the site unless they have a pre-arranged appointment, which should be conducted safely.
- Ensure parents and young people are aware of recommendations on transport to and from education or childcare setting (including avoiding peak times). Read the Coronavirus (COVID-19): safer travel guidance for passengers.
- Talk to staff about the plans (for example, safety measures, timetable changes and staggered arrival and departure times), including discussing whether training would be helpful.
- Communicate early with contractors and suppliers that will need to prepare to support your plans for opening for example, cleaning, catering, food supplies, and hygiene suppliers. Share academy risk assessment.
- Discuss with cleaning contractors or staff the additional cleaning requirements and agree additional hours to allow for this. Share academy risk assessment. (Cleaning RA. All cleaning operatives will have completed a training session)
- A tight window of arrival and departure will be maintained.
- Communications strategies for the following groups are in place: Pupils/staff/parents, Governors/Trustees, Local authority, Regional Schools Commissioner, Professional associations Other partners
- Communications on social distancing arrangements take place regularly to reinforce key messages.

Remaining level of risk	Consider level of risk following use of control measures		
HIGH	MEDIUM	LOW	NEGLIGIBLE

Issue that could cause harm:	Home-visits to children, parents and carers which could increase the risk and rate of transmission of coronavirus (COVID-19) e.g. delivery of food parcels to vulnerable families.
-------------------------------------	---

Existing level of risk	HIGH	MEDIUM	LOW	NEGLIGIBLE
-------------------------------	-------------	---------------	------------	-------------------

How to manage it (control measures)	List your control measures required to reduce risk – add appropriate detail about the type and location of controls			
--	---	--	--	--

- Home visits will be a last resort and alternative measures implemented firstly.
- Where a home visit is absolutely essential this must be agreed by the Headteacher and the member of staff must undertake the home visit on a volunteer basis only. No member of staff will be forced to undertake a home visit.

<ul style="list-style-type: none"> A time for home visit will be pre-arranged between the school and the parent/carer. The member of staff should maintain a distance of 1 metre plus (ideally 2m) from any adult or child and must not enter the home. The member of staff should drive to the home, knock on the door, leave the food parcel and return to their vehicle, locking the doors and driving away. Lone working arrangements will be implemented between the member of staff and a member of SLT (e.g. agreed appointment time for the visit, member of staff to call SLT to confirm they have safely completed the home visit). The member of staff must have business insurance for their personal vehicle. Free School Meal vouchers through the National voucher scheme will be used where these are available to ensure that pupils not attending school are provided with a meal per day. See more information on Providing school meals during the coronavirus (COVID-19) outbreak. Families in need of support during the half term break may be able to access support from school through the Covid Winter Grant Scheme. 			
Remaining level of risk		Consider level of risk following use of control measures	
HIGH	MEDIUM	LOW	NEGLIGIBLE

Issue that could cause harm:		Implementation of the Emergency Evacuation Procedure/ Emergency Plan which could increase the risk and rate of transmission of coronavirus (COVID-19)	
Existing level of risk			
HIGH	MEDIUM	LOW	NEGLIGIBLE
How to manage it (control measures)		List your control measures required to reduce risk – add appropriate detail about the type and location of controls	
<ul style="list-style-type: none">Academy Emergency Evacuation procedures revert to pre lockdown procedures, updated for autumn term 2020 incorporating additional distancing where possibleExisting Academy Emergency Plan to be followed in the event of loss of electrical power, loss of water supply, loss of communications, intruder etc. however ensuring that the maximum possible social distance is possible at all times.Review any Personal Emergency Evacuation Plans (PEEP) for staff and children to ensure that control measures are implemented to minimise the risk and rate of transmission of coronavirus (COVID-19) between an individual and the adult facilitating the emergency evacuation.Drills will take place as part of the return to school. Children will be made fully aware of procedures and assembly points			
Remaining level of risk		Consider level of risk following use of control measures	
HIGH	MEDIUM	LOW	NEGLIGIBLE

Issue that could cause harm:		Premises statutory servicing, testing and monitoring not being completed resulting in legislative non-compliance and risk to health and safety of all groups.	
Existing level of risk			
HIGH	MEDIUM	LOW	NEGLIGIBLE
How to manage it (control measures)		List your control measures required to reduce risk – add appropriate detail about the type and location of controls	
<ul style="list-style-type: none">All statutory servicing (weekly/monthly/6 monthly and annual testing and monitoring systems and audits) are in place and continuing in line with current Trust and academy procedures. This includes air conditioning systems.To ensure a schedule of contractors is determined (so that that they can be appropriately briefed in advance of visiting the school and on the day regarding the academy's procedures for social distancing and good hygiene) for: Gas, Electric, Water, Lifts, Alarm, Fire equipment, Pat testing, Kitchen, Emergency lighting, Doors, Plant equipment, Ventilation. (Air conditioning will not be used).Essential contractors will be allowed on site and will be briefed by site staff as to social distancing measures required.			
Remaining level of risk		Consider level of risk following use of control measures	
HIGH	MEDIUM	LOW	NEGLIGIBLE

Issue that could cause harm:		Security during the partial closure and wider reopening of schools (intruders, trespassers)	
Existing level of risk			
HIGH	MEDIUM	LOW	NEGLIGIBLE
How to manage it (control measures)		List your control measures required to reduce risk – add appropriate detail about the type and location of controls	
1. Academy Security Procedures / Security Survey			
2. Academy Opening and Closing procedures			
3. Academy Out of hours procedures			

4.	Academy Lockdown policy		
5.	Academy Emergency Plan		
6.	FCAT Abusive Parents policy		
7.	CCTV / intruder alarm / Access controls (FOB)		
Remaining level of risk		Consider level of risk following use of control measures	
HIGH		MEDIUM	LOW
		NEGLIGIBLE	

Issue that could cause harm:		Lack of Social Distancing and poor hygiene in extra-curricular activity, including Before/After School Club wraparound provision, which could increase the risk and rate of transmission of coronavirus (COVID-19)	
Existing level of risk			
HIGH		MEDIUM	LOW
		NEGLIGIBLE	
How to manage it (control measures)		List your control measures required to reduce risk – add appropriate detail about the type and location of controls	

<p>From 29 March, all parents will also be able to access provision for one of these additional purposes:</p> <ul style="list-style-type: none"> where the provision is taking place outdoors - all children may access outdoor provision regardless of circumstances their children are eligible for free school meals and are attending provision as part of the holiday activities and food programme <p>As part of step 2 (no earlier than 12 April) of the roadmap, all parents may access wraparound and extra-curricular provision, without any restrictions on the reasons for which they may attend.</p> <p>You should continue to work closely with any external wraparound providers which your pupils may use to minimise mixing between children. This can be achieved by taking steps such as trying to keep children in the same school day bubble or school together, or in consistent groups.</p> <p>If the provision is taking place indoors and it is not possible to group children in the same bubble as they are in during the school day, providers should try to keep them in consistent groups of no more than 15 children and at least one staff member.</p> <p>For outdoor provision, until 29 March, providers should continue to keep children in small groups of no more than 15 children, in line with the advice on indoor provision.</p> <p>From 29 March, when all outdoor sports and supervised activities for children will be able to open without restrictions on attendance, activities taking place outdoors can happen in groups of any number. This is because the transmission risk is lower outside.</p> <p>The guidance for providers who run community activities, holiday clubs, after-school clubs, tuition and other out-of-school provision for children may help you to plan extra-curricular provision.</p> <p>Where parents are using external childcare providers or out of school extra-curricular activities for their children, you should also:</p> <ul style="list-style-type: none"> advise them to limit their use of multiple out-of-school settings providers, and to only use one out-of-school setting in addition to school as far as possible. encourage them to check providers have put in place their own protective measures send them the link to the guidance for parents and carers <p>If you hire out your premises for use by external wraparound childcare providers, such as after-school or holiday clubs, make sure these organisations have:</p> <ul style="list-style-type: none"> considered the relevant government guidance for their sector put in place protective measures <p>Keeping children within their year groups or bubbles where possible. If it is not possible to maintain bubbles being used during the school day then schools should use small, consistent groups.</p> <p>Ensure regular cleaning of environment and equipment in line with COVID Cleaning Schedule.</p> <p>Follow the control measures as outlined under section titled "Lack of Social Distancing in the learning environment (classroom/ workshop/ hall/ outdoors) which could increase the risk and rate of transmission of coronavirus (COVID-19)" and section titled "Lack of social distancing and poor hygiene during break/ playtimes and lunchtimes which could increase the risk and rate of transmission of coronavirus (COVID-19)" and section titled Contact with surfaces/shared resources and poor hygiene which could increase the risk and rate of transmission of coronavirus (COVID-19)</p> <p>Schools may also continue to open up or hire out their premises for use by external wraparound childcare providers, such as after-school or holiday clubs, that offer provision to children of critical workers and/ or vulnerable children. This includes for February half term for children of critical workers and/or vulnerable children. In doing so, schools should ensure they work with providers to consider how they can operate within their wider protective measures and should also have regard to any other relevant government guidance.</p>			
Remaining level of risk		Consider level of risk following use of control measures	
HIGH		MEDIUM	LOW
		NEGLIGIBLE	

Issue:	Mass asymptomatic testing		
Existing level of risk			
HIGH	MEDIUM	LOW	NEGLIGIBLE
How to manage it (control measures)	List your control measures required to reduce risk – add appropriate detail about the type and location of controls		
Follow Government guidance on further control measures. (Please complete with your local procedures and controls)			
Mass asymptomatic testing: schools and colleges - GOV.UK (7th January 2021) Coronavirus (COVID-19) asymptomatic testing for staff in primary schools and nurseries (18th January 2021)			
The asymptomatic testing programme does not replace the current testing policy for those with symptoms. Anyone with symptoms (even if they recently had a negative LFD test result), should still self-isolate immediately according to government guidelines.			
Confirmatory PCR tests			
Staff or pupils with a positive LFD test result must self-isolate in line with the stay-at-home guidance. They will also need to arrange a lab-based polymerase chain reaction (PCR) test to confirm the result. If the PCR test is taken within 2 days of the positive lateral flow test, and is negative, it overrides the self-test LFD test and the pupil can return to school. Those with a negative LFD test result can also continue to attend school and use protective measures.			
Remaining level of risk	Consider level of risk following use of control measures		
HIGH	MEDIUM	LOW	NEGLIGIBLE

RA for LFD testing at Mereside Primary Academy

Issue: 1		COVID-19 spreading in the school community	
Existing level of risk			
HIGH		MEDIUM	LOW
		NEGLIGIBLE	
How to manage it (control measures)		List your control measures required to reduce risk – add appropriate detail about the type and location of controls	
<ul style="list-style-type: none">Schools following government recommended control measures set out in the school's protective measures risk assessment.At Mereside Primary Academy, mass testing of staff will take place twice a week (Wednesday and Sunday evening/Monday morning) and staff will take these tests at home. These tests are to be taken 3-4 days apart.Tests to be taken before staff come into work.Staff results sent to a specific Mereside Primary email and to be recorded on a staff register and recorded by the person online. This will support identifying staff with positive results for contact tracing and managing stock and distribution.Those with symptoms are also expected to order a test online or visit a test site to take a polymerase chain reaction (PCR) test to check if they have the virus. They will then follow the current government guidelines.			

Testing is not mandatory for staff and staff do not need to provide proof of a negative test result to attend school or nursery in person, although participation in testing is strongly encouraged.
The asymptomatic testing programme does not replace the current testing policy for those with symptoms.
Anyone with symptoms (even if they recently had a negative LFD test result), should still self-isolate immediately according to government guidelines

Remaining level of risk	Consider level of risk following use of control measures		
HIGH	MEDIUM	LOW	NEGLIGIBLE

Issue: 2	Regular communication to staff		
----------	--------------------------------	--	--

Existing level of risk			
HIGH	MEDIUM	LOW	NEGLIGIBLE

How to manage it (control measures)	List your control measures required to reduce risk – add appropriate detail about the type and location of controls		
-------------------------------------	---	--	--

Information booklet given to staff including:

- what rapid testing is, about using the how to guide and the video content available
- the requirement for them to report their test results.
- the process and who to contact if they have an incident while testing at home.
- Covid Co-ordinator: Maria Lydon (SBM)
- Staff will need to sign for their test kits and the lot number will be recorded against their name. Staff will collect their first set of tests in a staggered way and provide other relevant information at the time of collection.

Remaining level of risk	Consider level of risk following use of control measures		
HIGH	MEDIUM	LOW	NEGLIGIBLE

Issue: 3	Tests to be stored correctly and collection managed in a safe way		
----------	---	--	--

Existing level of risk			
HIGH	MEDIUM	LOW	NEGLIGIBLE

How to manage it (control measures)	List your control measures required to reduce risk – add appropriate detail about the type and location of controls		
-------------------------------------	---	--	--

- Tests to be kept securely in back office to prevent unauthorized access
- Not be stored outside. Stored in a cool, dry place. Test kits will be stored in a temperature between 2 and 30 degrees.
- The kits should be used at room temperature (15 to 30 degrees). If the kit has been stored in a cool area less than 15 degrees, leave it at normal room temperature for 30 minutes before using.
- Enough space for social distancing will be allowed when giving out tests.
- Tests will be signed out and linked to a lot number and a form to sign will be made available as part of self-service. When collecting staff should wear appropriate face covering at all times
- hand sanitise before collecting and signing
- maintain 2m from staff coming to collect their test

Remaining level of risk	Consider level of risk following use of control measures		
HIGH	MEDIUM	LOW	NEGLIGIBLE

Issue: 4	Staff reporting results		
----------	-------------------------	--	--

Existing level of risk			
HIGH	MEDIUM	LOW	NEGLIGIBLE

How to manage it (control measures)	List your control measures required to reduce risk – add appropriate detail about the type and location of controls		
-------------------------------------	---	--	--

- Void, double void and positive results are communicated to the school once the test is completed.
- A negative test is assumed by 9am on report days if no result is given
- Staff must report their result online as per the instructions as soon as the test is completed either online or by telephone as per the instructions in the home test kit.

Staff with a positive LFD test result will need to self-isolate in line with the stay-at-home guidance. They will also need to arrange to have an NHS polymerase chain reaction (PCR) test to confirm the result. Staff with a negative LFD test result can continue to attend school or nursery and use protective measures.

Remaining level of risk	Consider level of risk following use of control measures		
HIGH	MEDIUM	LOW	NEGLIGIBLE

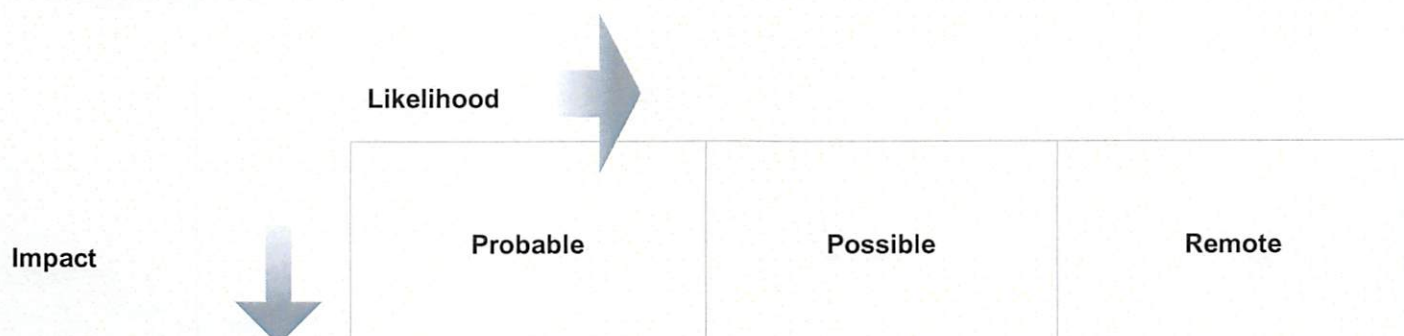
Issue: 5	Low uptake on taking tests		
----------	----------------------------	--	--

Existing level of risk:			
-------------------------	--	--	--

HIGH	MEDIUM	LOW	NEGLIGIBLE
How to manage it (control measures)		List your control measures required to reduce risk – add appropriate detail about the type and location of controls	
<ul style="list-style-type: none">• Tests are optional and are not mandatory. Staff to opt in after they have read key information and privacy notice to understand data protection for testing.• Staff are able to ask key questions about the testing using the anonymous Google Forms or by emailing line managers.• Staff actively encouraged to undertake testing to allow for reassurances wherever possible for staff on site.			
Remaining level of risk		Consider the level of risk following use of the above control measures	
HIGH	MEDIUM	LOW	NEGLIGIBLE

Issue that could cause harm: 6		Swabs are taken incorrectly causing a false reading or cause contamination	
Existing level of risk:			
HIGH	MEDIUM	LOW	NEGLIGIBLE
How to manage it (control measures)		List your control measures required to reduce risk – add appropriate detail about the type and location of controls	
<ul style="list-style-type: none">• Schools following government control measures.• Covid Coordinator has undertaken relevant training and informed staff of how to access the portal/training videos/documents prior to taking part in the community testing scheme.• Instructions dated 15th January 2021 to be issued alongside the kits and staff informed that the old instructions which are contained in box must be recycled• Test conducted on a dry, clean, flat surface.• Hands washed or use sanitiser or skin cleaning wipes before taking the test.• Online information, training and webinars available. Video available on how to take your own test.• Information with the kits to be followed.• Regular communication with staff about the testing process.• If the test is void, take another test. If 2 void results in a row, a PCR test should be taken.• If a number of tests give a void result, unclear results or leaking/damaged tubes should be recorded and escalated to the DfE helpline.• Covid Coordinator to be responsible for incident reporting on a school wide issue:			
Remaining level of risk		Consider level of risk following use of control measures	
HIGH	MEDIUM	LOW	NEGLIGIBLE


RISK MATRIX




Major Harm Physical Injury Illness	HIGH	HIGH	HIGH
Severe Physical Injury Illness First Aid	HIGH	MEDIUM	LOW
Minor Physical or emotional discomfort	MEDIUM	LOW	LOW

Authorisation by Risk Assessor and Headteacher

OVERALL level of risk		Consider level of risk following use of control measures	
HIGH	MEDIUM	LOW	NEGLIGIBLE
Assessor's comments		Insert comments relevant to findings as appropriate	
<ul style="list-style-type: none">● This remains a dynamic risk assessment on the basis of information being released and updated regularly. This will be reviewed in light of experience.● Staff will be required to follow procedures and will be regularly reminded of the need to follow all procedures detailed above.			

Name of assessor	Signature of assessor	Date
Miss Samantha Upton Mrs Maria Lydon		17 th May 2021 17/05/2021

Head teacher comments	Insert comments relevant to assessment as appropriate
Consideration will be given to all issues raised and actions taken in order to address as many concerns as possible using government guidance to support.	

Name of Head teacher	Signature of Head teacher	Date
Miss Samantha Upton		17 th May 2021

Risk assessment reviews	17 th May 2021 – updated guidance 12 th April 2021 – updated guidance 26 th March 2021 – updated guidance 24 th February 2021 – updated guidance 4 th February 2021 – updated guidance 27 th January 2021 – Updated to include LFT 13 th January 2021 – updated guidance 4 th January 2021 – updated guidance 3 rd November 2020 – updated guidance 28 th September 2020 / updated guidance
--------------------------------	--

Relevant Legislation

Health and Safety Act 1974
Management of Health and Safety at Work Regs 1999
PPE at Work Regs
COSHH Regulations 2002
The Health Protection (Coronavirus, Restri