

## Links to Year 2 activities on Twinkl

The website Twinkl is offering a month free for parents so that you can access home learning resources. On the website, they have numerous resources for different subjects and year groups. It can be quite overwhelming, so below we have linked some Year 2 based activities for maths, reading and writing. The website also offers a daily timetable with other suggested activities/ printouts. If you do not have access to a printer at home then they can provide you with ideas to create your own activities/ worksheets.

### Reading

#### Comprehension activities

##### Fiction

Read the story 'A Monster Surprise' – a fun fiction adventure about making friends.

Can you answer the questions based on what you have read? The comprehension includes three differentiated levels of questions (inference and retrieval)– select the questions you feel are most suitable for your child.

<https://www.twinkl.co.uk/resource/a-monster-surprise-differentiated-reading-comprehension-activity-t-or-2017>

Challenge: Can you think of your own comprehension questions about the story to ask a grown-up or a family member? Check to see if they have been listening carefully to your reading!

##### 60 Second Reads

At the end of year 2, the expected reading word count within one minute for a year 2 child is 90 words. Pick a 60 second read sheet and have a go. How many words can your child read in one minute?

Have a go at asking the questions that come with each extract – have they understood what they have read?

There are lots to choose from, so you could have a go at one each week and keep a track of your child's word count to see how they make progress.

<https://www.twinkl.co.uk/resource/t-l-8670-ks1-60-second-reads-activity-pack>

## Maths

Multiplication – 2, 5 and 10.

<https://www.twinkl.co.uk/resource/year-2-diving-into-mastery-count-in-2s-5s-and-10s-activity-cards-t-m-3745>

Activity challenge cards to support and consolidate counting in 2s, 5s and 10s.

Can you solve the problems and answer the question prompt questions?

**Challenge:** Can you practically sort objects into groups of 2, 5 and 10 and count in those multiples? – e.g. 5p coins, pairs of socks.

Try writing your 2, 5 and 10 times tables as a number sentence – e.g.  $3 \times 5 = 15$  and practise your rapid recall of these multiplication facts.

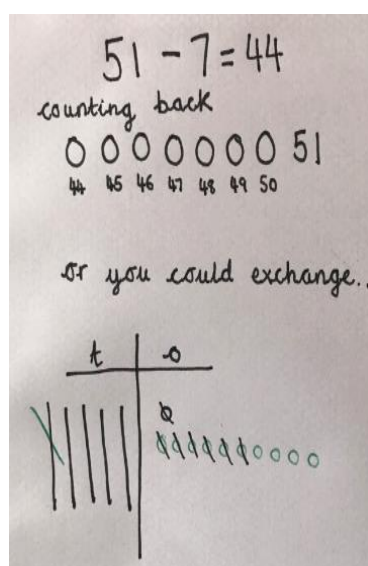
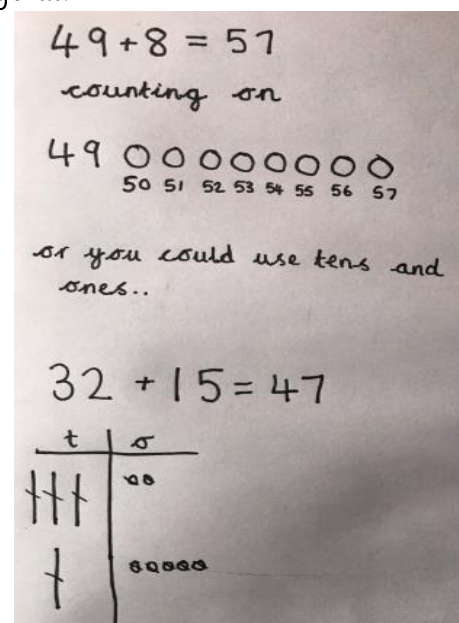
## Addition and Subtraction

<https://www.twinkl.co.uk/resource/t-he-135-new-year-2-maths-addition-and-subtraction-workbook>

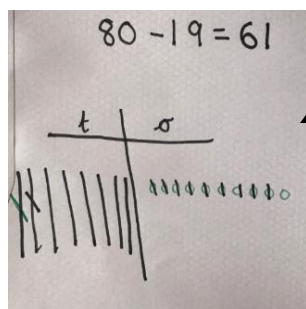
A great workbook to consolidate addition and subtraction. There are lots and lots of activities in this book, so you might just want to pick a few to have a go at.

You could show your working out in a book you have or your exercise book you took home from school, just like in your maths jotter.

Remember that when you are adding and subtracting, you will need to show your working out by drawing your own pictures (counters, tens and ones) Here is an example to remind you. →



A reminder of how we solve subtraction problems – counting back or drawing tens and ones. Remember, if the ones you are subtracting are more than the ones you already have, you will need to exchange!



**Please do not complete the following pages – 19- 21, 24-25. These pages have problems that go beyond 100, and this is not in line with the Year 2 Curriculum and is not appropriate.**

## Writing


### Creative writing

<https://www.twinkl.co.uk/resource/t-l-8624-story-settings-description-writing-frames>

Pick a story setting. Can you write a description of the setting? Try to make your description more interesting by using adjectives and expanded noun phrases.  
Can you use these words in your sentences? – and, or, but, so.

**Challenge:** Write your own story based on the setting you have picked in the writing book you took home. Your teacher would love to read it once we come back to school! Be as creative as you like!

Once you have finished your writing, don't forget to check and edit your work using the writing checklist and your word list – look carefully at your spellings.

<u>Finger spaces</u> 	<u>Punctuation</u> Capital letters - <b>ABC</b> Full <u>stops</u> . Exclamation <u>marks</u> ! Question <u>marks</u> ? Commas ,	<u>Phonics / Spelling rules</u> <u>ing ed er est</u> <u>rain burger spoon</u> Y2 common exception words	<u>Letter formation</u> <i>Cursive handwriting</i> Aa Bb Cc Dd Ee Ff Gg Hh Ii Jj Kk Ll Mm Nn Oo Pp Qq Rr Ss Tt Uu Vv Ww Xx Yy Zz <i>Ascenders/descenders</i>	<u>Writing on the line</u> <u>I crept slowly through the door and entered the magical and enchanted Secret Garden.</u>
---	--	--	--	---

## Year 1 and 2 Common Exception Words

### Year 1

the	they	one
a	be	once
do	he	ask
to	me	friend
today	she	school
of	we	put
said	no	push
says	go	pull
are	so	full
were	by	house
was	my	our
is	here	
his	there	
has	where	
I	love	
you	come	
your	some	

### Year 2

door	gold	plant	clothes
floor	hold	path	busy
poor	told	bath	people
because	every	hour	water
find	great	move	again
kind	break	prove	half
mind	steak	improve	money
behind	pretty	sure	Mr
child	beautiful	sugar	Mrs
children	after	eye	parents
wild	fast	could	Christmas
climb	last	should	everybody
most	past	would	even
only	father	who	
both	class	whole	
old	grass	any	
cold	pass	many	

## Punctuation

<https://www.twinkl.co.uk/resource/t-l-4010-correct-the-sentence-punctuation-worksheets>

Look at the sentences on the first sheet. The punctuation is missing! Can you write the sentences out making sure you add the correct punctuation?

Capital letters – ABC (at the start of a sentence and for proper nouns)

Full stops - .

Question marks - ?

Exclamation marks - !

## **Wellbeing**

I am an amazing person worksheet:

<https://www.twinkl.co.uk/resource/i-am-an-amazing-person-t2-inc-4>

Use the resource to help you think about how special and amazing you are! Finish the sentence starters in the balloons to help you think about all of the special qualities and talents you have.

Mindfulness challenge cards:

Have a go at some of these mindfulness challenge cards to help you feel calm and relaxed

<https://www.twinkl.co.uk/resource/t-he-456-mindfulness-challenge-cards>