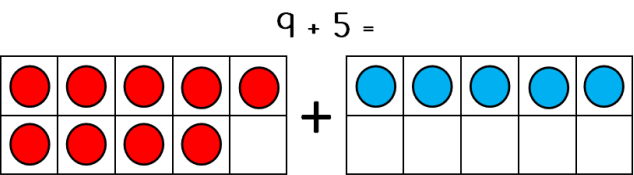
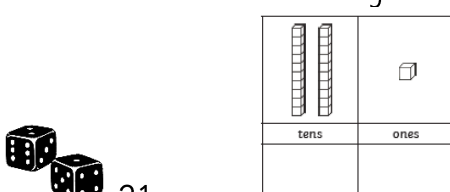
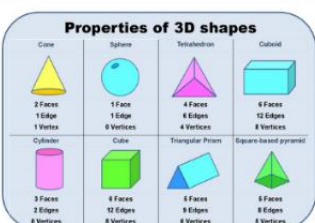


Year 1 Maths Learning Grid

Number Shape Addition/ Subtraction Fractions Measure

<p>Practice measuring and recording the time. Explore how many times you can stand up and sit down or write your name in 1 minute! Time how long it takes you to run around the garden 3 times, then time how long it takes a grown up to do the same. Who was quicker? Who was slower?</p>	<p>Try out different ways of sharing between people e.g. share 8 sweets between 2 people, share 8 sweets between 4 people – how many sweets do the people get each?</p>	<p>Practise counting in 2s, 5s and 10s. Follow link below for a game. http://www.sheppardsoftware.com/mathgames/earlymath/BalloonPopSkip.htm Find a fun way of reciting them! Can you count pairs of socks?</p>
<p>Practise adding and subtracting numbers (within 20) by drawing tens frames e.g.</p> 	<p>Count forwards and backwards from any given number within 50. Practice writing numbers from 0 to 50 the correct way round.</p>	<p>Play a number bond game with someone to practise all number bonds and number facts up to and within 10. Can you represent it in a part-part whole? You could make a number bond poster. Can you write all 8 related facts?</p> <p> $3 + 7 = 10$ $10 - 7 = 3$ $7 + 3 = 10$ $10 - 3 = 7$ $10 = 7 + 3$ $7 = 10 - 3$ $10 = 3 + 7$ $3 = 10 - 7$ </p>
<p>Roll two dice to make a 2 digit number e.g.</p>  <p>21.</p> <p>Identify the tens and ones by drawing them.</p>	 <p>Go on a shape hunt and find some 2-D and 3-D shapes. How many edges/ vertices do they have?</p>	<p>Practise telling the time (o'clock and half past). Draw hands on a blank clock face to show these times. Can you create a diary for what you might do at different times of a typical day?</p>
<p>Explore measure by cooking and baking using different scales. Go on an object hunt around your house. Can you measure the objects in cm? Can you find an object more than 13cm but less than 30cm? Can you find any that are more than 25cm?</p>	<p>Write the numbers 0-20 in words and digits. You could make your own number line or board game using the numbers. Can you create your own 100 square?</p>	<p>Identify shapes and finish the patterns in the game linked below. How many of each shape can be found? Keep a tally chart or find another method of recording. https://www.topmarks.co.uk/ordering-and-sequencing/shape-patterns</p>

Year 1 Reading Grid

Phonics

Reading for pleasure

Comprehension

Retelling

<p>Practise recalling the graphemes from phase 3 and phase 5. Can you think of words you know with these graphemes in?</p>	<p>Ask a grown-up to ask you some questions about a story you have read. Try and do this with fiction and non-fiction books.</p>	<p>Choose a character from a story and write a diary after an event from the story.</p>	<p>Practise reading the Year 1 Common Exception Words (please refer to Year 1 word list attached to the Year 1 page on website) Create some fun games that could be played with them e.g. hunts around the house, board games, word searches.</p>
<p>Read a story aloud to a family member (excellent opportunity if you have a younger sibling!) using expression. You could make it cosy with cushions and hot chocolate!</p>	<p>Pick a reading book. Can you go on a grapheme hunt? Which ones can you spot in the story?</p>	<p>Create your own story. You could record it as a story book (folding A4 paper in half), comic strip or even a puppet show. You could make your own puppets to help you!</p>	<p>Write a book review for different stories you have read. What has been your favourite part? Why? Do you have a favourite character? Why? Would you recommend to a friend? Why?</p>
<p>Watch this animated clip of 'The Lighthouse Keeper's lunch': https://www.youtube.com/watch?v=46wCRq50Vwg Can you retell the story? Can you design a story map and create actions to help you retell the story?</p>	<p>Draw a picture/ create a poster to advertise a story that you have read. Can you write your own blurb for the story? Can you design your own front cover?</p>	<p>Play 'buried treasure'. Sort words into real words and nonsense words. Can you put the sound buttons in the words?</p>	<p>Write some questions for a grown up to answer about a fiction or non-fiction book that you have read.</p>

Year 1 Writing Grid

Poetry






Fiction

Non Fiction

Spellings

SPaG

Retell a familiar story you know and re-write it in as much detail as you can.	Practise Y1 Common Exception Word spellings (please refer to Year 1 word list attached to the Year 1 page on website). Can you put the words into a sentence?	Write a diary entry for Mr Grinling from 'The Lighthouse Keeper's Lunch' (see reading grid).	Research a place, animal or a famous person you are interested in – e.g. Australia, Hedgehogs, a pop star. Can you create a fact file/ biography?
Practise using the suffixes '-s', '-es', '-ing', '-ed', '-er' and '-est' (e.g. cats, boxes, jumping, jumped, colder, coldest). Can you use them in a sentence and draw some pictures to match?	Design and write a recipe for a healthy lunch for a lighthouse keeper following reading 'The Lighthouse Keeper's Lunch'.	Write a menu and play restaurants for a mealtime. Can you write down everybody's orders and serve their food?	Do you have a friend who you could write a letter or a postcard to?
Make up some tongue twister phrases (to support phase 4 phonic blends e.g. tw, str, spr, etc.)	Find an interesting picture from www.literacyshed.co.uk or www.pobble365.com and write some sentences about it. Try answering the questions too!	Practise using the prefix 'un-' (e.g. unzip, undo). Can you use them in a sentence and draw some pictures to match?	Write an acrostic poem for your name, your class animal, for Easter or for the seasons.
Learn to write your full name including any middle names. Learn to write your address using capital letters in the right places.	Do a capital letter hunt in a book and list the words that need a capital letter. Can you find some question marks or exclamation marks as well?	Keep a daily diary entry. Can you write about what you have been up to? Include one thing that you are grateful for each day.	Write a story where you are the main character!

Capital letter 	Finger spaces 	Full stop 	Letter formation 	Writing on the line 
---	--	--	---	---

Use the checklist to check your writing.

Foundation Subjects

Our topic next term will be 'Seaside' in which we will be locating Seasides in the UK and exploring what the Seaside would have been like in the past. This is an excellent opportunity to use your Computing skills on the computer or show your creative side by creating a craft poster or model.

Some of the suggested activities below link to this topic and some link with our current topic of 'Space'.

<p>D&T Design and make a healthy lunch for a lighthouse keeper using the skills of spreading, chopping and slicing. Evaluate it once it's complete. What went well? What could you change to make it better next time?</p> <p>Art Sketch a lighthouse</p>	<p>PE Keep as active as possible! P.E. with Joe on YouTube at 9:00am Mondays-Fridays. Practice throwing and catching skills – aim for a target and improve your accuracy. Make an assault course for your family to complete! Learn a 'Just Dance Kids' dance on YouTube or create your own dance or gymnastics routine and perform it to your family.</p>	<p>History Research the female astronaut Helen Sharman and explore her work around Space. Research the life and work of Grace Darling, retell her story and discuss why she is a significant individual. Call an elderly relative and find out what the Seaside was like when they were younger.</p>
<p>RE Watch the Let's Celebrate video collection for Easter on CBeebies website. Discuss the celebrations with your child. Do they celebrate Easter? You could still make you Easter bonnet and enjoy some Easter themed crafting!</p> <p>https://www.bbc.co.uk/cbeebies/watch/lets-celebrate-easter?collection=lets-celebrate-celebrations</p>	<p>Science Conduct a scientific experiment such as how quickly does ice melt? Observe changes over time in your pea plant. Try creating a pea plant diary including dates, drawings and descriptions of how the pea plant has changed. Can you write some instructions for how to care for a plant?</p>	<p>Music Make use of our online Music scheme – Charanga – they are currently offering free use.</p>

Boredom-buster activities!

How many activities can you complete? Try and cross them all off!

Learn how to tie your shoe laces.	Try out some yoga to help you feel calm and relaxed.	Make and decorate a paper aeroplane.	Have an indoor treasure hunt.
Help a grown-up out with some gardening.	Enjoy a board game with your family.	Dress up in some funny clothes, put on some happy music and have a dance!	Lay the table for dinner time.
Help a grown-up with a household chore – e.g. washing up or sorting out the washing.	Help with some cooking! You could help to measure some ingredients or bake a cake.	Make a cosy den in your home to enjoy a story in.	Think of your own exercise workout for a family member to join in with.
Watch a new film that you haven't seen before.	Make a 'thank-you' card for a family member that you appreciate.	Tidy up your bedroom.	Make your very own sandwich for lunch.
Help your grown-up write a shopping list.	Make a boat that floats! What could you use?	Can you do a coin rubbing using paper and crayons? How much money have you got altogether?	Water the plants in your home or garden. You could even plant your own seeds!