



Welcome to Boldmere
Infant and Nursery School



Presentation aims:

- **To share information about our school**
- **To share information about your child's year in Reception**
- **To explain transition arrangements**
- **To introduce Reception staff and the key areas of school (this information can be shared with your child)**





School Staff



Mrs Kenny
Head Teacher



Mrs Mason
Assistant Head teachers




Mrs Dale
Bursar




Mrs Virdee
Office administrator



Mrs Mahon
ELSA
(Emotional learning
support assistant)



Mrs Jones
SENDco



Reception Staff

RM Hedgehog Class



Mrs Mahon
Class teacher
EYFS Lead



Mrs Lucas
Teaching
Assistant

RI Robin Class



Mrs Illidge
Class teacher



Mrs Cozens/
Mrs Davies
Teaching
Assistants

RW Penguin class



Mrs Wiggins
Class teacher



Mrs Kilbryde/
Mrs Ankers
Teaching
Assistants



Reception Staff

Additional staff

**Mrs. Rawson and Mrs. Turner-
Cover teachers**




**Mrs. Parsonage – teaching
assistant**



**Mrs. Leek – teaching
assistant**






Our School

Our Vision

The Federation of Boldmere Schools empowers all children to embrace learning; achieve their personal best; and build their social, emotional and physical wellbeing.



We have high expectations for all of our children. We have six values that we believe underpin our school ethos. These are respect, kindness, appreciation, resilience, co-operation and honesty. We teach one value each half term, and ensure that children understand and know how to demonstrate that value.



Hedgehog class

Welcome to all of the children who will be in the Hedgehog class. Your teacher is Mrs Mahon and your teaching assistant is Mrs Lucas.

Here is a photograph of your classroom and your class animal Mr Prickles.

Hi everyone! My name is Mr Prickles. I live in the Hedgehog class and I love to paint which is why I always have my apron on. I can't wait to meet you! See you soon.



Mrs Mahon

Mrs Mahon fact file:

What is your favourite colour? Pink


What is your favourite children's book? Snail and The Whale by Julia Donaldson

If you could have a super power what would it be? Be able to fly.

What is your favourite thing to do? Visit new places with my family.

What is your favourite meal? Pizza and chips.





Mrs Lucas

Mrs Lucas fact file:

What is your favourite colour? Yellow


What is your favourite children's book? Owl Babies by Martin Waddell

If you could have a super power what would it be? To be invisible.

What is your favourite thing to do? Holidays with my family.

What is your favourite meal? Fish and chips (from the fish and chip shop!)





Robin class

Welcome to all of the children who will be in the Robin class.
Your teacher is Mrs Illidge and your teaching assistants are Mrs Davies and Mrs Cozens.

Here is a photograph of your classroom and your class animal.....

Hi everyone! My name is Robbie Robin. I love eating worms from your garden and building my nest in the trees. I can't wait to meet you! See you soon.





Mrs Illidge



Mrs Illidge fact file:

What is your favorite colour? **Green**

What is your favourite children's book? **Each peach, pear plum**

If you could have a super power what would it be? **Invisibility**

What is your favourite thing to do? **Relaxing in a quiet place**

What is your favourite meal? **Lasagna**



Mrs Cozens and Mrs Davies

Mrs Cozens fact file:

What is your favourite colour?

Pink


What is your favourite children's book? *The Gruffalo*

If you could have a super power what would it be? *To fly so I could explore the world.*

What is your favourite thing to do? *Spend time with my family and make memories.*

What is your favourite meal?
Curry

Mrs Davies fact file:



What is your favourite colour?


Purple

What is your favourite children's book? *Squash and a squeeze*

If you could have a super power what would it be? *To spread kindness.*

What is your favourite thing to do? *Spend time with my family.*

What is your favourite meal?
Sweet and sour chicken with rice



Penguin class

Welcome to all of the children who will be in the Penguin class.
Your teacher is Mrs Wiggins and your teaching assistant is Mrs Kilbryde.

Here is a photograph of your classroom and your class animal

Hi everyone! My name is Polly Penguin. I love playing in the snow to keep me healthy and strong. I can't wait to meet you!
See you soon.





Mrs Wiggins



Mrs. Wiggins fact file:


What is your favourite colour? Blue

What is your favourite children's book? Room on the Broom

If you could have a super power what would it be? To be able to turn anything into chocolate.

What is your favourite thing to do? Sitting in the sunshine and having family BBQs.

What is your favourite meal? Pizza



Mrs Kilbryde and Mrs Ankers



Mrs Kilbryde fact file:

What is your favourite colour?

Green

What is your favourite children's book? Stick man.

If you could have a super power what would it be? To be able to control time – slow it down, speed it up, freeze it!

What is your favourite thing to do? To go on long walks with my family and our dog Cookie

What is your favourite meal?

Spicy green pesto pasta.



Mrs Ankers fact file:

What is your favourite colour?

Pink


What is your favourite children's book? The Gruffalo

If you could have a super power what would it be? To fly so I could explore the world.

What is your favourite thing to do? Spend time with my family and make memories.

What is your favourite meal?

Curry




Playground and outdoor areas

We have lots of lovely outdoor areas for children to play in. The Quad area is surrounded by the three Reception classrooms and is the outdoor classroom. It is used throughout the day.

We have a large field and a woodland area. We get to explore and play in these areas.

At the top of the field we have a bike track.





Playground and outdoor areas

Reception have their own playground. There is a climbing frame, fun paintings on the floor and lots of outdoor resources to use.




Year 1 and 2 (Key stage 1) playground has a climbing wall and lots of fun paintings and games.



The Quiet corner is a calm area for children to use.





Dropping off

Staff will be available to guide you during the children's first week.


We have a 'trickle in' system in the mornings where the doors open at 8.50am and close at 9.00am. Teaching assistants will be on the door in the morning to take any important messages. These will be passed on to your child's teacher. Please wait until the majority of children have entered the school building before speaking to staff.



Penguin class – Please enter school via the small gate before reaching the playground.



Robins and Hedgehogs -Please enter school via the main green gates and walk through the playground to drop off points. We ask that you wait behind the yellow line on the playground, when you drop your children at school. This allows children the space to walk in calmly and safely.



Collecting

The end of the school day for Reception is 3.20pm.


Robins will leave from the same door that the children enter through in the morning.

Hedgehogs and Penguins exit from the main hall onto the Reception playground. Please access the playground via the wooden gate at the side of the building, and follow the path to the back of the building.

Robins
exit here.



Hedgehogs and
Penguins are collected
from the Reception
playground which you
access via the wooden
gate.



Uniform

- grey- trousers, shorts, skirt, pinafore dress, culottes or leggings.
- navy blue cardigan or jumper (with logo or plain)
- light blue polo shirt
- light blue gingham summer dresses
- black shoes


Children's Challenge!

Practice getting dressed and undressed into your school uniform and PE kits. Even practice putting socks and tights on.

ESSENTIAL!

LABEL all clothing, including school coats, with your child's name and class.






PE kit



- Plain white t-shirt
- Navy blue shorts
- Socks
- Pumps- with Velcro straps as this makes it easier for children to put on.
- Outdoor trainers- preferably with Velcro straps.
- Drawstring PE bag

PLEASE NAME ALL CLOTHING




Book bag and PE kit bag




Children need to bring their book bag to school each day. PE kits are kept at school until the end of term, when we send them home to be washed.

Children will need a book bag and PE bag. These items can be purchased from the office for £3.80 and £3.30 respectively.



Book bags

Book bags will be used for children's work and for correspondence between home and school. Please check bags daily. Reading diaries and school reading books will be sent home in book bags. Please keep both the diary and reading book in the bag so teachers have access to them everyday. Book bags will be available to purchase via Parent Pay in September.




Free School Meals

All children are entitled to free school meals throughout their time at the Infant school. Children also have access to the salad cart to supplement their meal.



Children... you could be chosen to sit on the golden table for showing good manners!





Packed lunches

If you would prefer, children can bring a packed lunch from home. Please label lunch boxes and containers.



We promote healthy eating at school so please avoid fizzy drinks, sweets and chocolate.

Nuts/nut products are not allowed at school.



Fruit and Drink

Children receive a free piece of fruit everyday for a mid morning snack. They also have the opportunity to have milk (orders placed in September).

Milk is free up until the day that your child turns 5.


If your child wishes to continue having milk after their 5th birthday it can be purchased from the office at a cost of approximately 29p each day.

We use fruit and drink time to share stories and talk about our school values.



A peek at some of the things you can look forward to doing in Reception!





Outdoor area- the Quad

In the Quad area you can look forward to...

Hunting for mini beasts



Larger,
louder
and
messier!

Creating obstacle courses



Water play



Planting, gardening and
hopefully harvesting!



Den building



Continuous provision and learning areas

Each Reception classroom will have these areas to support play and learning. Children will also take part in focus activities with adults.



Home corner



Water play



Mark Making



Reading area



Science




Maths



Construction



Small world



Dough area




Creative area



Interactive
Whiteboard



Computers
and tablets



Teaching and Learning Curriculum

The Early Years Foundation Stage Framework is the statutory curriculum that we teach in Reception. Children begin the National Curriculum in Year One. The EYFS Framework explains how and what your child will be learning, and supports their healthy development. Your child will be learning skills, acquiring new knowledge and demonstrating their understanding through seven areas of learning and development. Children's learning will focus on three prime areas first.

These are:

Communication and language

Physical development

Personal, social and emotional development

Learning in the three prime areas will help to develop skills in a further four specific areas.

These are:

Literacy

Mathematics

Understanding the world

Expressive arts and design



Teaching and Learning

Within each area of learning there are objectives which progress towards an Early Learning Goal (ELG). Children are 'expected' to achieve these goals by the end of Reception. We assess children against all ELGs and judge children as 'emerging' or 'expected'.

Please refer to the documents saved under the link to this presentation 'Early Years Foundation Stage Profile' and 'Early Learning Goals' for further information on the assessment process.

Please be aware, however, that children's learning is not linear and your child may require more time or support to achieve an objective. Please try not to compare your child to others - they are all individuals and therefore all learn at their own pace and in their own way.



Teaching and Learning

Online Learning Journal


At the end of your child's first half term at school, you will be given access to Sonar, an online learning journal, personalised for your child. The journals capture observations of your child made by the staff, and show links to the Foundation stage curriculum. Observations may include photographs, written comments or both.


Home Login **Link** powered by Target Tracker

School

Email

Password

 **Login** [Having trouble logging in?](#)



Busy Bodies

Before and after school club

Our before and after school club is called Busy Bodies and is based at the Junior school.

- Morning session 8.00am- 9.00am £6.50 per session
- Morning session 7.45am- 9.00am £7.75 per session
- Afternoon session 3.25pm-4.30pm £6.50 per session
- Afternoon session 3.25pm-5.30pm £11.50 per session
- Afternoon session 3.25pm-6.00pm £14.00 per session

If you require this wrap around care, please take a look at our website page where you will find further information and a registration form.

<https://www.boldmere.bham.sch.uk/busy-bodies>

Or contact the Busy Bodies team on:

Telephone: 0121 464 1343

Email: khyatt@boldmere.bham.sch.uk



PTA

Parent Teacher Association

Our PTA are a super band of parents who work tirelessly to raise funds for school. They organise events including..

- Christmas and summer fairs
- Bonfire night
- Mother's and Father's day pop-up shops
- School uniform sales
- Ice cream sales

Donations have been made for a new climbing frame and playground equipment, Ipads, wellbeing garden, Early years outdoor areas and recently Jubilee bookmarks.

The PTA leaflet with further details, including a link for uniform purchases, is with all today's paperwork.




School ready

How to prepare your child for school

- Please share the photographs and relevant information on this presentation with your child.
- Share stories with your child about starting school. Some suggested stories are:

-Starting school by Janet and Alan Ahlberg (link to story below)


<https://www.youtube.com/watch?v=1zQivaCXu-Q>



- Going to School by Rose Blake



- Going to School, Usborne first experiences



- Please watch the following videos which are aimed at supporting you to prepare for your child starting school (especially if it is your first child starting school!)

Follow the link below for a video which provides tips to reduce stress and tension on the morning of school. If we can reduce this children will come into the setting happier and calmer.

<https://www.youtube.com/watch?v=eIXA57oI848&feature=youtu.be>

Follow the link below on how to help your child adjust to school life.

<https://www.youtube.com/watch?v=DKIUD7kez40>

CBeebies Website

<https://www.bbc.co.uk/cbeebies/curations/starting-school-curation>



School ready

How to prepare your child for school

- School Health Support Service video
<https://www.bhamcommunity.nhs.uk/school-health-support-service/>
- Independent when toileting- encourage wiping and washing hands. Practise singing happy birthday as they wash to ensure the 20 second rule...make it fun!
- Encourage undressing and dressing into new school uniform and PE kit.
- Play games which encourage turn taking and sharing.
- Find out about their class animal.
- Speak positively about school, try not to plant worries that they may not have.



Help your child learn to write



SCRIBBLING & DRAWING

Your child needs to practice making marks and shapes before being able to write letters. Provide lots of opportunities to scribble and draw so they can develop these skills.

PLAYDOUGH, PEGS & FINGER PUPPETS

Your child needs to be able to use their fingers independently to write. Activities that strengthen and encourage your child to use their fingers will develop the skills your child needs.



CLIMBING & SWINGING

Your child needs strong arm and body muscles to sit up and write. They also need good control of their arms. Outdoor activities that encourage them to use their whole body will develop these muscles.

THREADING, CLAPPING, BATTING & STREAMERS

Crossing the body's mid-line is an important skill needed for writing. Encourage your child to thread items along a string. Clapping games, batting a tennis ball or a balloon, and playing with long streamers, all help to encourage this skill.



TORCHES & BALL GAMES

Your child needs to track with their eyes to write. Asking your child to follow a torchlight, just with their eyes, will develop their tracking skills. Ball games will also develop this skill.

© Bookoola Ink

PLAYING WITH AND IDENTIFYING LETTERS & WORDS

Your child needs to be interested in letters and words to write. Encourage your child to look for letters and words in their home and environment.



WRITING LISTS & WRITING FOR A PURPOSE

Your child needs to understand that writing has a purpose. Ask your child to help you write a shopping list or write a note for a friend or neighbour.

School ready

How to prepare your child for school



Transition

Stay and Play: 30th June, 1st and 2nd, July am/pm

Stay and play sessions this year, are an opportunity for you and your child to come into school and spend some time in the reception classrooms, with our staff. You will be able to play and explore the classrooms and enjoy a story together.

Part Time: Week beginning – 8th September 2025

Your child will be allocated a morning or afternoon session for the part time week. Your child will attend that slot for week. The part time sessions allow the children to familiarise themselves with their new environment and routines. The sessions support them to form relationships with other children and adults whilst being in small groups. Lunch is **not** provided during part time.

Morning sessions are 9.15am-11.30am

Afternoon sessions are 1.00pm- 3.15pm

Full time: Week beginning – 15th September 2025

Your child will attend school everyday, normal hours.



Next steps

What to expect in the first term.

Today, you will have received all paperwork for your child. Please complete and return either at the end of the session, or by 9.00am Monday 9th June at the latest. This information will then be collated and shared with your child's class teacher. Please contact us on 0121 464 2338 if you wish to discuss any additional needs your child may have. Our office team will signpost you to the appropriate staff to discuss your enquiry.

- **Speak to Mrs Mason today if your child has any medical needs.**
- Stay and play session June 30th/July 1st/July 2nd (9.30-10.30am or 1.30-2.30pm)
- Part time week September 8th ; Full time week September 15th
- Once your child has begun school you will receive a weekly school newsletter and a weekly Reception newsletter.
- Half termly overview which identifies the learning in each curriculum area during that term.
- Workshops will be held during the Autumn term including; Speech & Language/ phonics and Reading meeting and Maths workshop.
- Parent meeting in October to discuss how your child has settled.

We look forward to seeing you
in September

From Mrs Kenny and all of the
staff at Boldmere Infant and
Nursery School

